



US00D577096S

(12) **United States Design Patent**
Kalb

(10) **Patent No.:** **US D577,096 S**

(45) **Date of Patent:** **** Sep. 16, 2008**

(54) **DECORATIVE BASKETBALL TANK COVER**

Primary Examiner—Robin V Webster
(74) *Attorney, Agent, or Firm*—Frank B. Arenas, Esq.

(76) **Inventor:** **Scott Kalb**, 1960 SE. 150th St.,
Summerfield, FL (US) 34491

(57) **CLAIM**

(**) **Term:** **14 Years**

The ornamental design for a decorative basketball tank cover,
as shown and described.

(21) **Appl. No.:** **29/294,404**

(22) **Filed:** **Jan. 9, 2008**

DESCRIPTION

(51) **LOC (8) Cl.** **23-01**

FIG. 1 is a perspective view of the decorative basketball tank cover in accordance with my invention;

(52) **U.S. Cl.** **D23/206**

FIG. 2 is a front elevation view of the decorative basketball tank cover;

(58) **Field of Classification Search** D23/202–206;
D21/400; 150/154; D9/451; D6/610
See application file for complete search history.

FIG. 3 is a right side view of the decorative basketball tank cover;

(56) **References Cited**

FIG. 4 is a left side view of the decorative basketball tank cover;

U.S. PATENT DOCUMENTS

FIG. 5 is a rear view of the decorative basketball tank cover;

4,811,767	A *	3/1989	Kessler	150/154
5,850,706	A *	12/1998	Evans	42/96
D477,380	S *	7/2003	Pitts et al.	D23/207
6,681,821	B1 *	1/2004	Cirone	150/154
D486,551	S *	2/2004	McQuiston	D23/206
D494,250	S *	8/2004	Hartmann	D23/206
D517,162	S *	3/2006	Clower	D23/206
D559,942	S *	1/2008	Rogers	D23/206


FIG. 6 is a top plan view of the decorative basketball tank cover; and,

FIG. 7 is a bottom plan view of the decorative basketball tank cover.

The broken line showing is included for the purpose of illustrating and forms no part of the claimed design.

* cited by examiner

1 Claim, 1 Drawing Sheet






FIG. 1




FIG. 2




FIG. 3




FIG. 4




FIG. 5

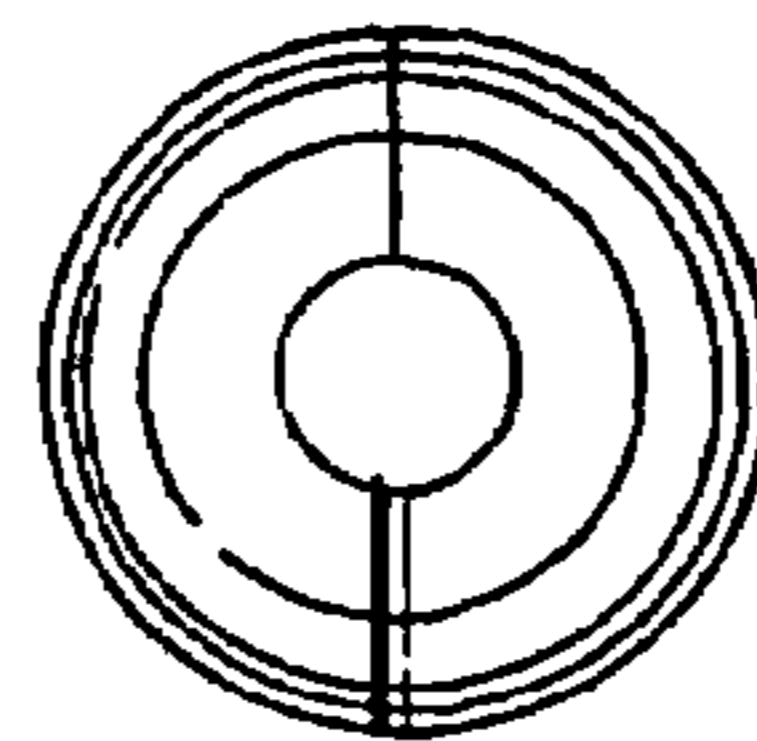


FIG. 6

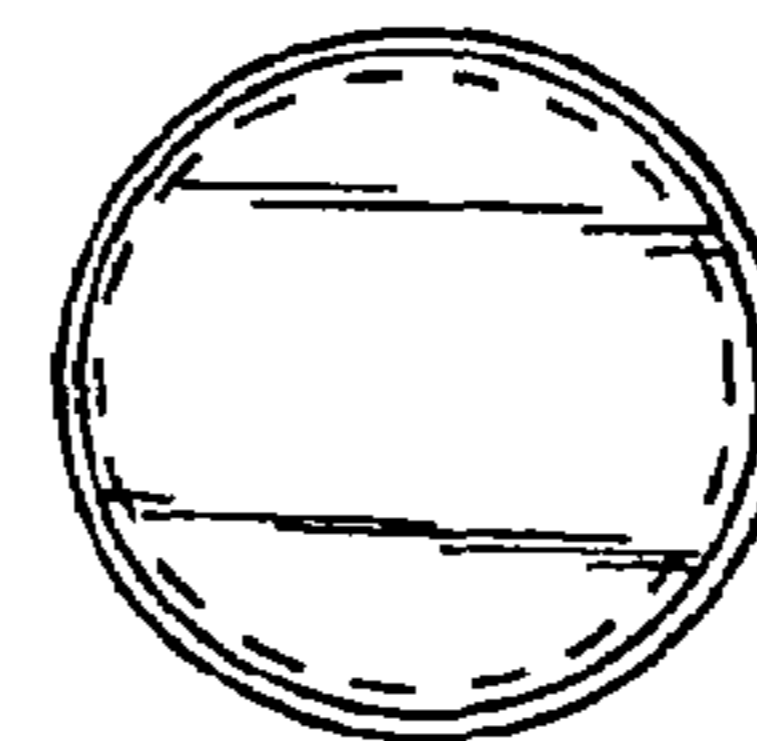


FIG. 7