



US00D577070S

(12) **United States Design Patent**  
**Qiu et al.**

(10) **Patent No.:** **US D577,070 S**  
(45) **Date of Patent:** **\*\* Sep. 16, 2008**

(54) **PEN**  
(75) Inventors: **Zhiming Qiu**, Ningbo (CN); **Yu Zhou**, Ningbo (CN)  
(73) Assignee: **Beifa Group Co., Ltd.**, Ningbo (CN)  
(\*\*) Term: **14 Years**  
(21) Appl. No.: **29/277,820**  
(22) Filed: **Mar. 9, 2007**

Qiu, Z., et al., U.S. Appl. No. 29/278,141, filed Mar. 20, 2007.  
\* cited by examiner  
*Primary Examiner*—Elizabeth A. Albert  
*Assistant Examiner*—Kelley A Donnelly  
(74) *Attorney, Agent, or Firm*—Christensen O'Connor Johnson Kindness PLLC

(30) **Foreign Application Priority Data**  
Sep. 15, 2006 (CN) ..... 2006 3 0146642  
(51) **LOC (8) Cl.** ..... **19-06**  
(52) **U.S. Cl.** ..... **D19/51**  
(58) **Field of Classification Search** ..... D19/41–51,  
D19/53, 54, 55; 401/6–7, 88, 99, 100, 104,  
401/109, 209  
See application file for complete search history.

(57) **CLAIM**  
The ornamental design for a pen, as shown and described.

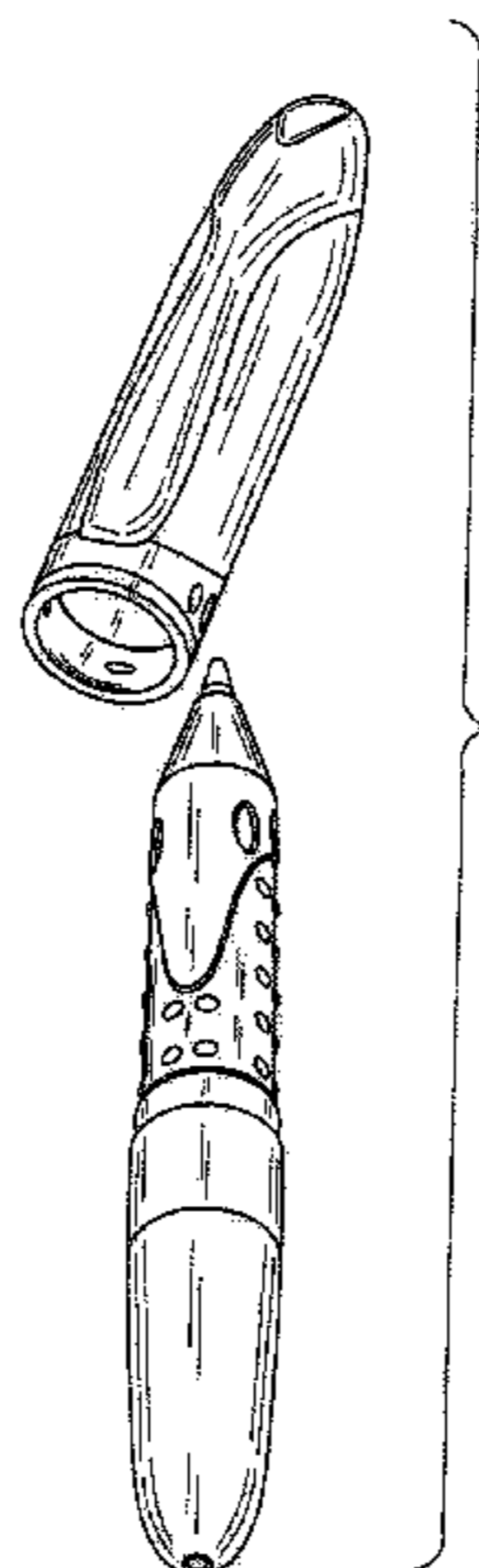
(56) **References Cited**  
U.S. PATENT DOCUMENTS  
2,479,414 A 8/1949 Sanbonmatsu  
D310,100 S \* 8/1990 Yubisui ..... D19/48  
D327,707 S 7/1992 Katami  
D339,606 S \* 9/1993 Podobrin ..... D19/43  
D404,426 S 1/1999 Takashi  
D454,366 S 3/2002 Qiu  
D469,806 S \* 2/2003 Chan ..... D19/46  
D482,724 S 11/2003 Nishida  
6,755,584 B2 \* 6/2004 O'Brien et al. .... 401/117  
D496,961 S 10/2004 Daida  
D526,683 S 8/2006 Qiu  
D552,675 S \* 10/2007 Zhang ..... D19/48  
D559,313 S \* 1/2008 Qiu et al. .... D19/48  
D559,314 S \* 1/2008 Qiu et al. .... D19/48  
D562,394 S \* 2/2008 Qiu et al. .... D19/51  
D563,471 S \* 3/2008 Qiu et al. .... D19/49  
D566,175 S \* 4/2008 Qiu et al. .... D19/44


**DESCRIPTION**

FIG. 1 is a lower front left perspective view of a pen showing our new design;  
FIG. 2 is an exploded lower front right perspective view thereof;  
FIG. 3 is a right side elevation view of the pen shown in FIG. 1, with the cap removed and placed on the opposite end of the pen;  
FIG. 4 is a top plan view of the pen shown in FIG. 1;  
FIG. 5 is a bottom plan view thereof;  
FIG. 6 is a left side elevation view thereof;  
FIG. 7 is a front elevation view thereof;  
FIG. 8 is a right side elevation view thereof;  
FIG. 9 is a rear elevation view thereof;  
FIG. 10 is a left side elevation view of the pen shown without the cap for convenience of illustration;  
FIG. 11 is a front elevation view thereof;  
FIG. 12 is a right side elevation view thereof;  
FIG. 13 is a rear elevation view thereof;  
FIG. 14 is a bottom plan view thereof; and,  
FIG. 15 is a top plan view thereof.

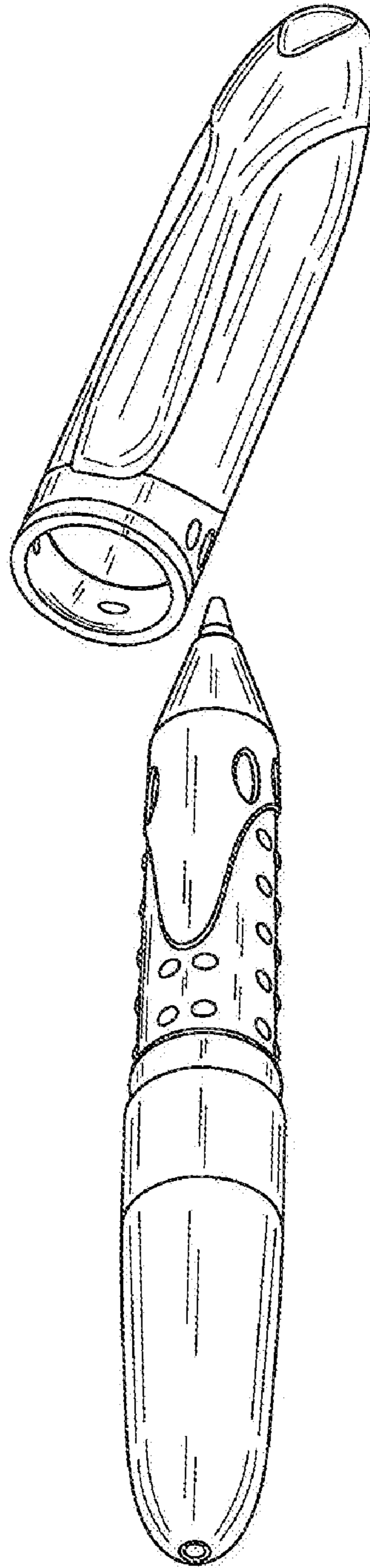
**OTHER PUBLICATIONS**  
Qiu, Z., et al., U.S. Appl. No. 29/250,987, filed Dec. 7, 2006.  
Qiu, Z., et al., U.S. Appl. No. 29/277,822, filed Mar. 9, 2007.

**1 Claim, 5 Drawing Sheets**

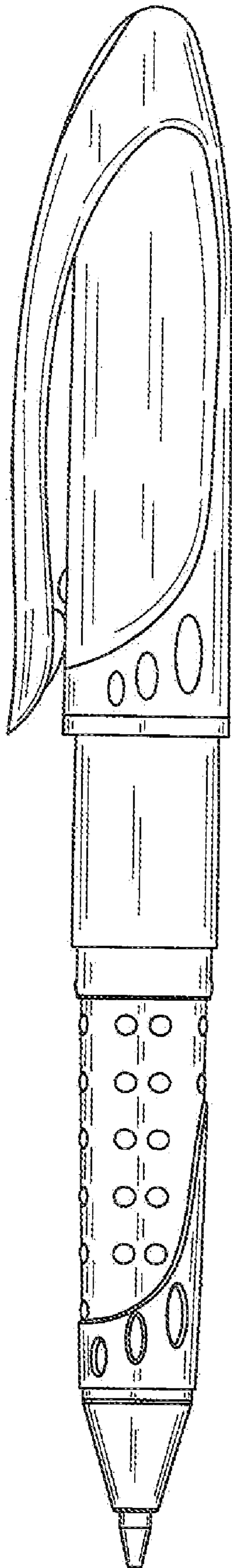




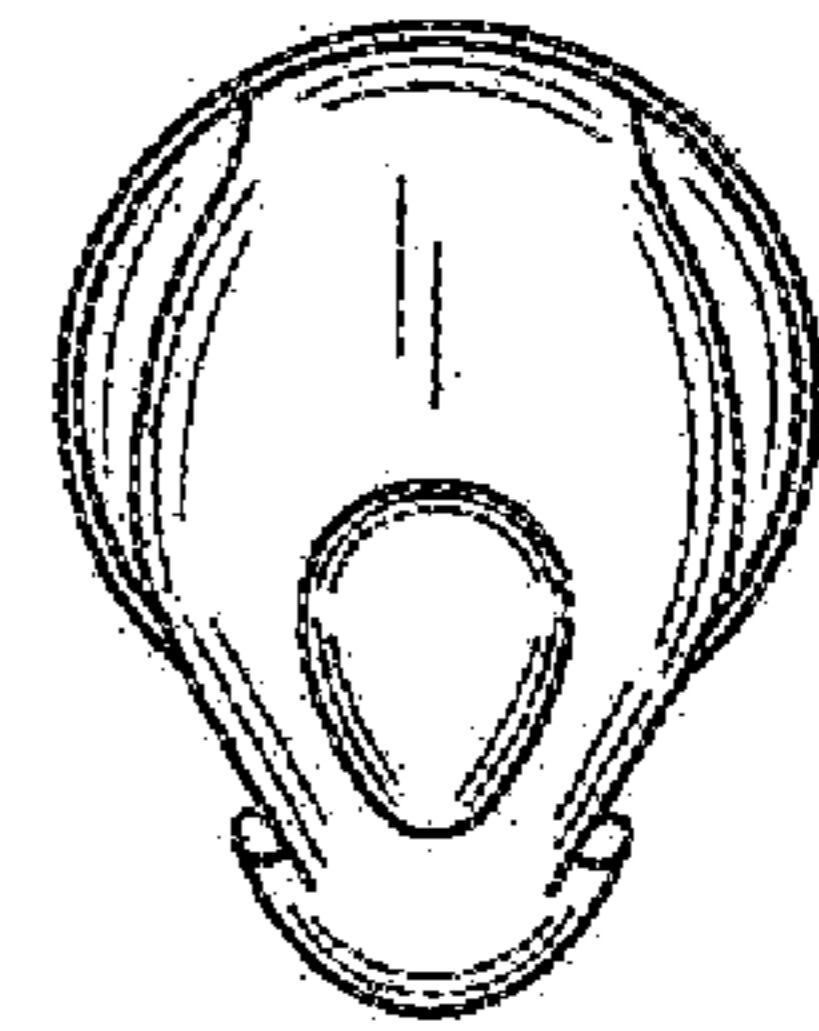
*Fig. 1*



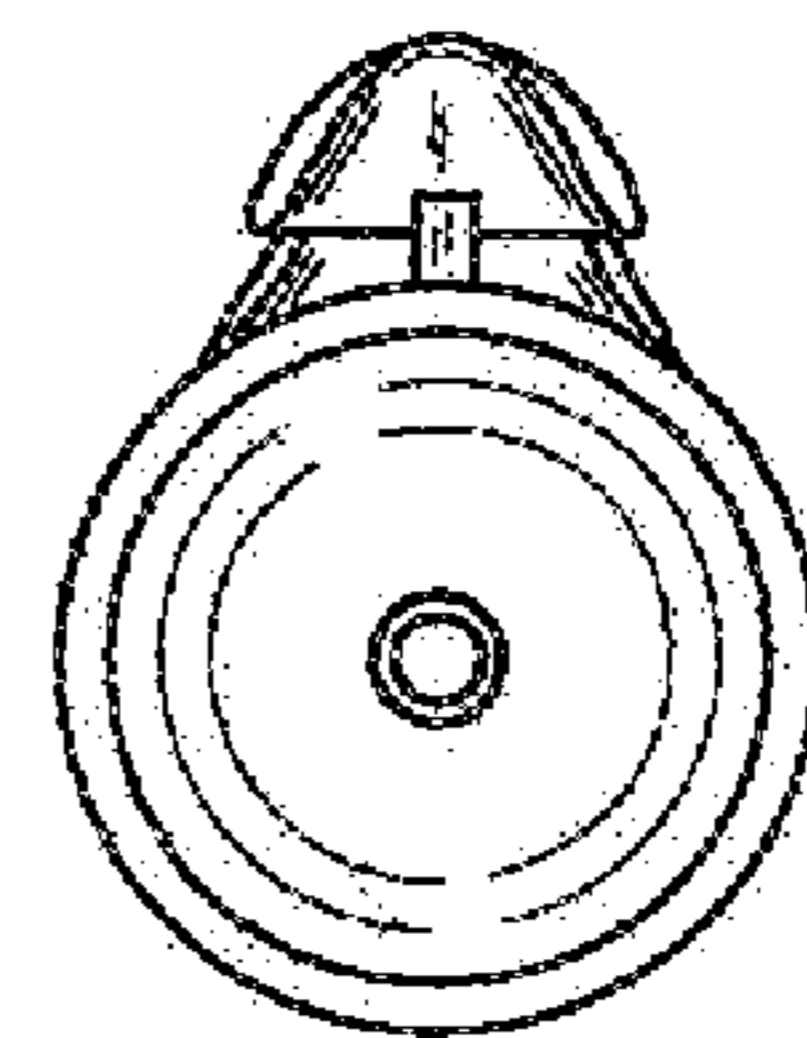
*Fig. 2*



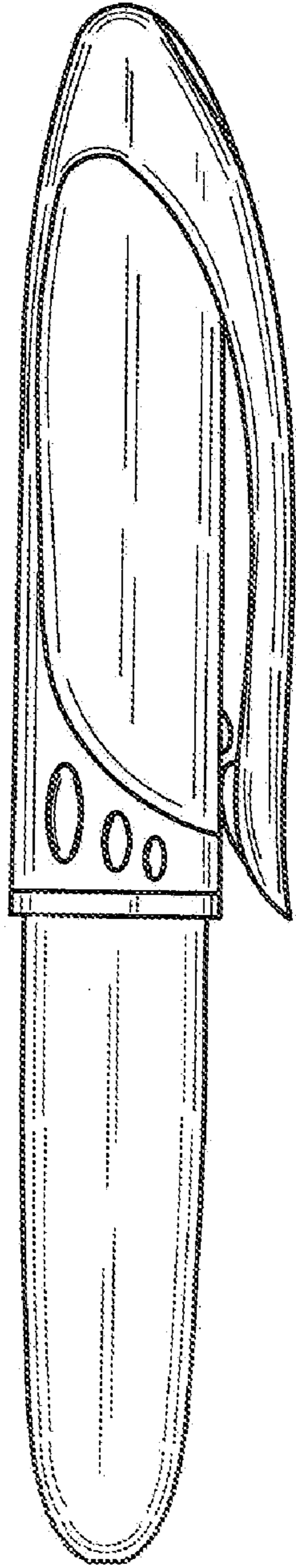
*Fig. 3*



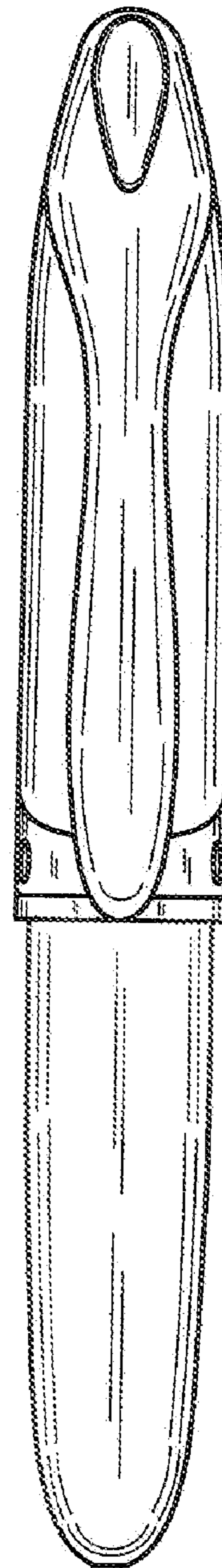
*Fig. 4*



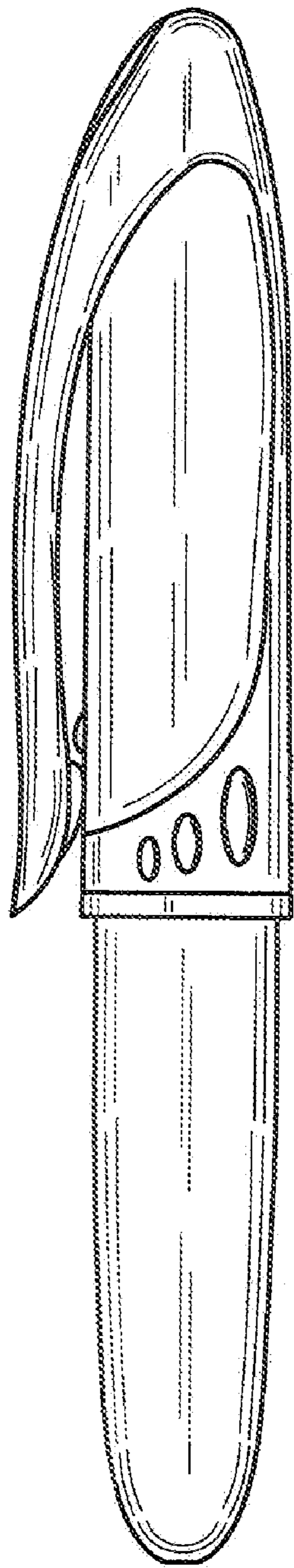
*Fig. 5*



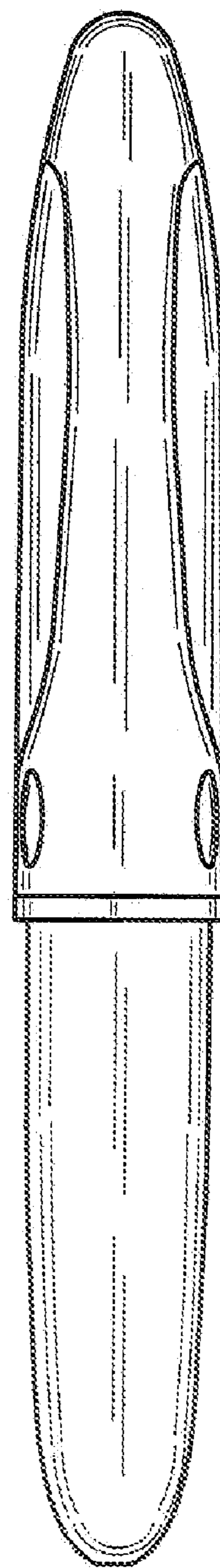
*Fig. 6*



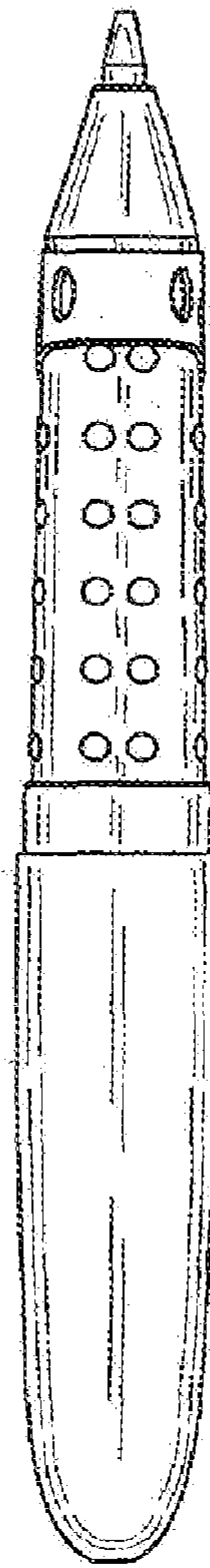
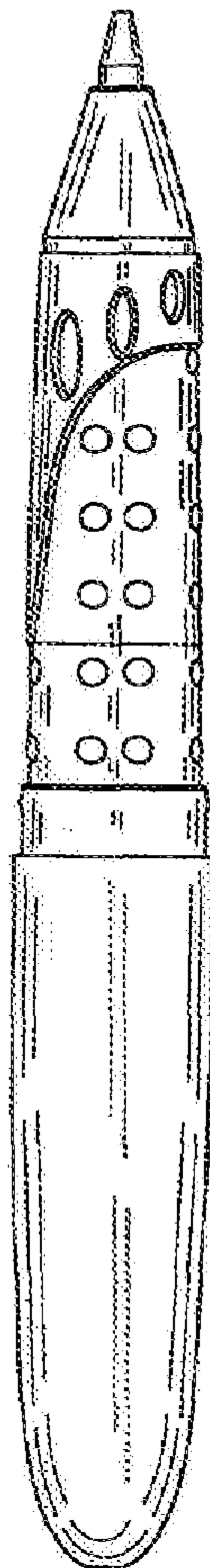
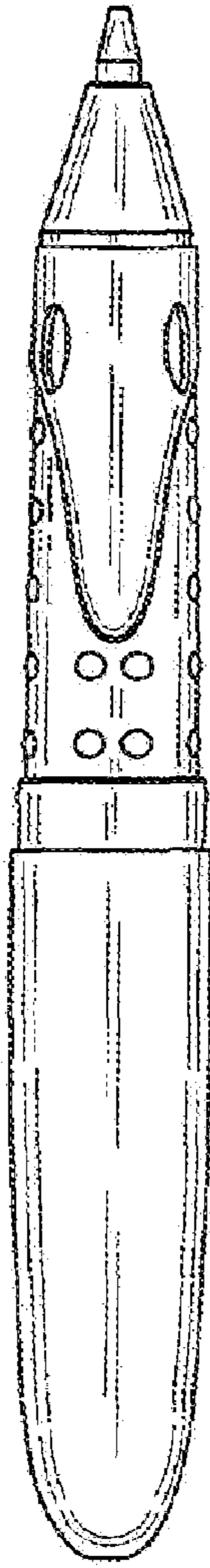
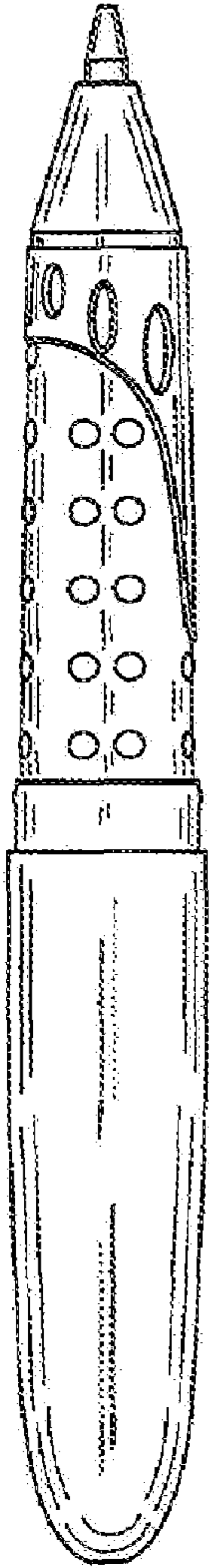
*Fig. 7*



*Fig. 8*



*Fig. 9*

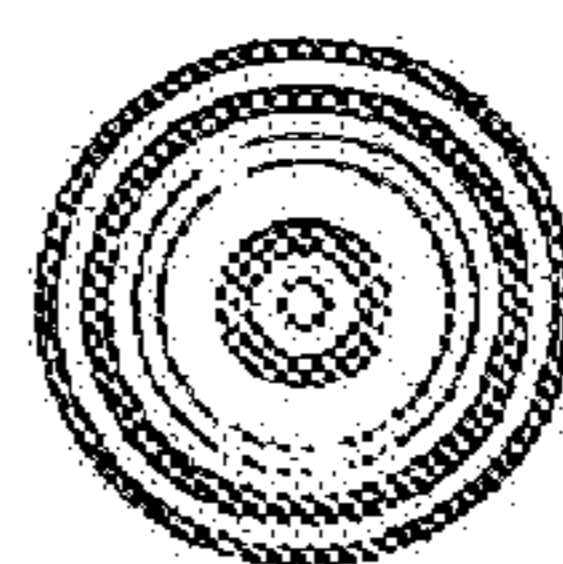
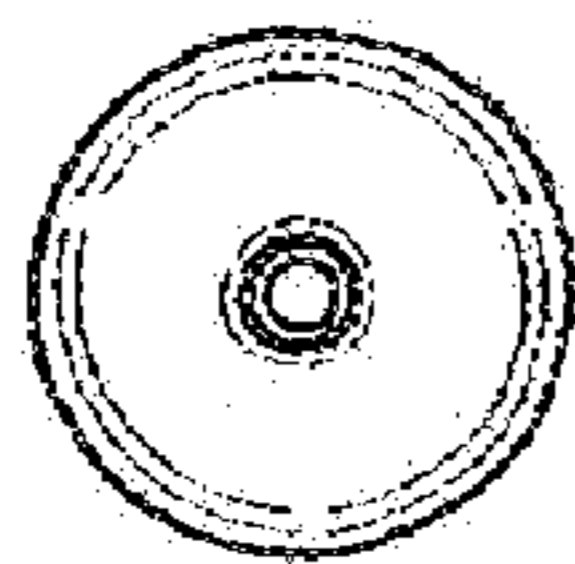


*Fig. 10*

*Fig. 11*

*Fig. 12*

*Fig. 13*



*Fig. 14*

*Fig. 15*

UNITED STATES PATENT AND TRADEMARK OFFICE  
**CERTIFICATE OF CORRECTION**

PATENT NO. : Des. 577,070 S  
APPLICATION NO. : 29/277820  
DATED : September 16, 2008  
INVENTOR(S) : Z. Qiu et al.

Page 1 of 1

It is certified that error appears in the above-identified patent and that said Letters Patent is hereby corrected as shown below:

On the title page item (56),

Pg. 1, col. 2      Assistant      “Kelley A Donnelly” should read  
                         Examiner      --Kelley A. Donnelly--

Signed and Sealed this

Nineteenth Day of May, 2009



JOHN DOLL  
*Acting Director of the United States Patent and Trademark Office*