



US00D577067S

(12) **United States Design Patent**  
**Koch**

(10) **Patent No.:** **US D577,067 S**  
(45) **Date of Patent:** **\*\* Sep. 16, 2008**

(54) **BALLPOINT PEN**

(75) Inventor: **Uwe Koch**, Brensbach (DE)

(73) Assignee: **Ritter-Pen GmbH** (DE)

(\*\*) Term: **14 Years**

(21) Appl. No.: **29/269,263**

(22) Filed: **Nov. 27, 2006**

(51) **LOC (8) Cl.** ..... **19-06**

(52) **U.S. Cl.** ..... **D19/51**

(58) **Field of Classification Search** ..... D19/35,  
D19/36, 41-51, 53-57; 24/11 R, 11 F, 11 P;  
401/52, 99, 100, 104, 105, 107, 108, 109,  
401/192, 195, 196

See application file for complete search history.

(56) **References Cited**

**U.S. PATENT DOCUMENTS**

D394,875 S *	6/1998	Izushima	.....	D19/51
D425,559 S *	5/2000	Beneyto	.....	D19/51
D506,781 S *	6/2005	Koch	.....	D19/50
D508,083 S *	8/2005	Cetera	.....	D19/51

D509,853 S *	9/2005	Anand	.....	D19/51
D510,386 S *	10/2005	Briggl	.....	D19/51
D537,878 S *	3/2007	Anand	.....	D19/47
D540,867 S *	4/2007	Koch	.....	D19/51
D545,367 S *	6/2007	Ternovits	.....	D19/51

\* cited by examiner

*Primary Examiner*—Elizabeth A Albert

(74) *Attorney, Agent, or Firm*—Smith, Gambrell & Russell

(57) **CLAIM**

The ornamental design for a ballpoint pen, as shown and described.

**DESCRIPTION**

FIG. 1 is a front view of a ballpoint pen of the present invention;

FIG. 2 is a rear view thereof;

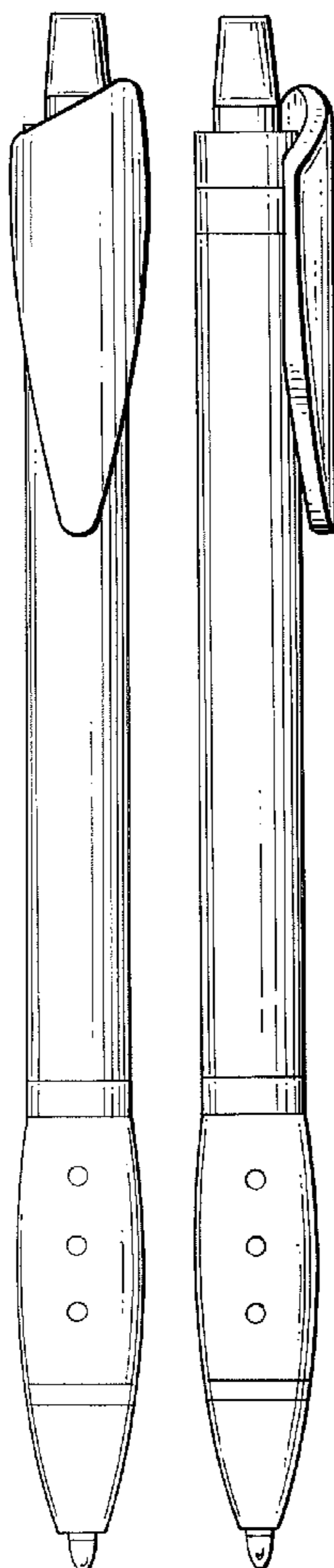
FIG. 3 is a left side view thereof;

FIG. 4 is a right side view thereof;


FIG. 5 is a top plan view thereof; and,

FIG. 6 is a bottom view thereof.

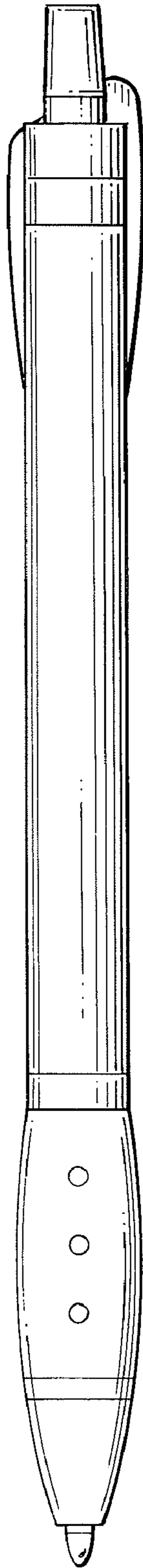
**1 Claim, 2 Drawing Sheets**



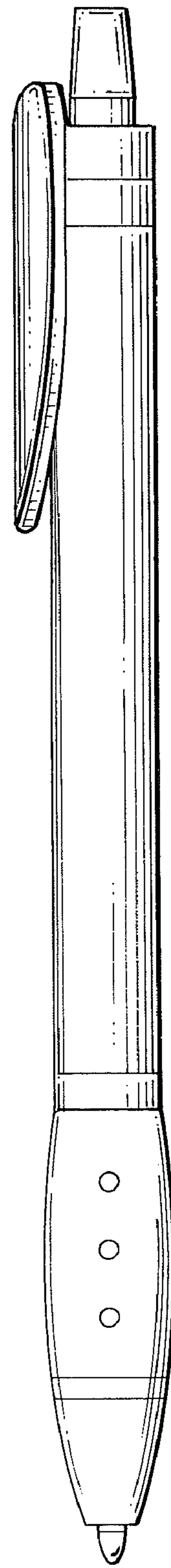
**FIG. 1**



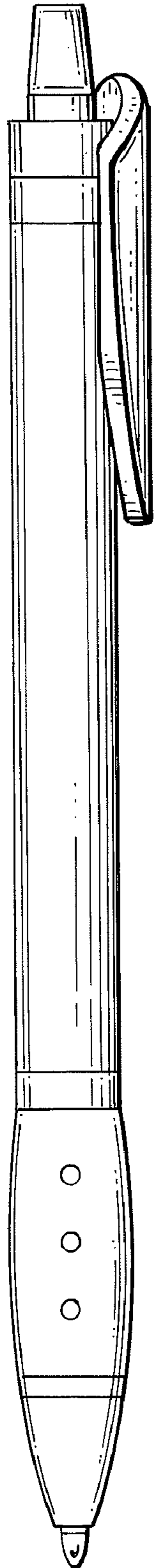
**FIG. 2**



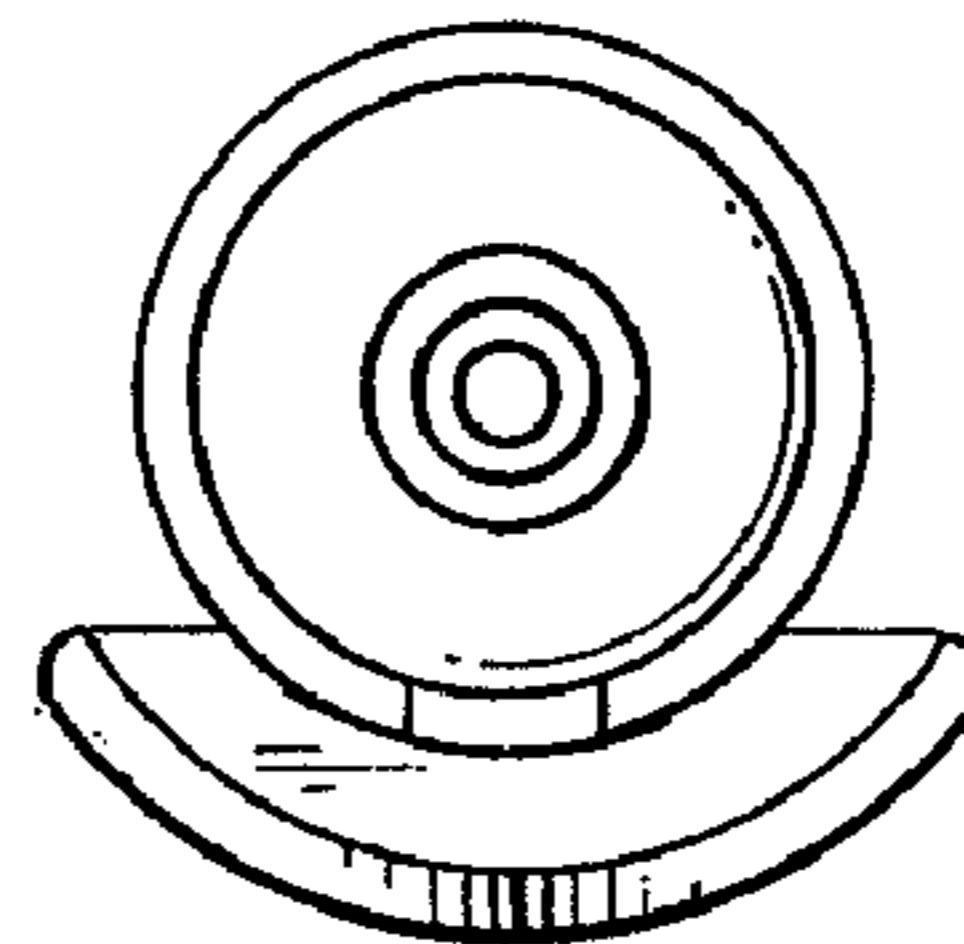
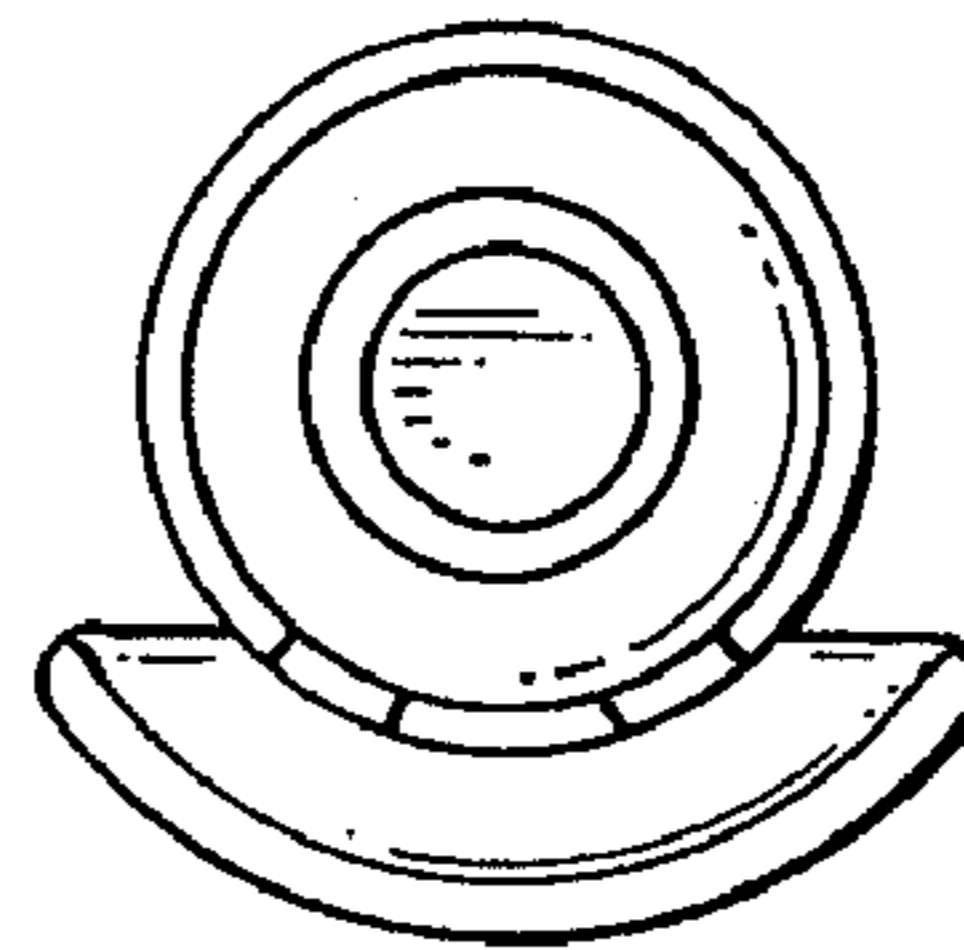
**FIG. 3**



**FIG. 4**



**FIG. 5**



**FIG. 6**