



US00D577032S

(12) **United States Design Patent**
Ryu et al.

(10) **Patent No.:** **US D577,032 S**
(45) **Date of Patent:** **** Sep. 16, 2008**

(54) **DISPLAY PANEL WITH A USER INTERFACE**

2007/0050718 A1* 3/2007 Moore et al. 715/744

(75) Inventors: **Young-Jae Ryu**, Youngin-shi (KR);
Hyun-Chung Kim, Seoul (KR); **Jun Lee**, Seoul (KR); **Do-Hun Im**, Seoul (KR)

OTHER PUBLICATIONS
U.S. Appl. No. 29/228,103, Applicant: Jee-Yeun Wang, et al. filed Apr. 20, 2005 entitled Portable Telephone Having Indicating Image Design Displayed Thereon.

(73) Assignee: **Samsung Electronics Co., Ltd.**,
Kyunggi-do (KR)

(Continued)
Primary Examiner—Cathron Brooks
Assistant Examiner—Angela J Lee
(74) *Attorney, Agent, or Firm*—Flynn, Thiel, Boutell & Tanis, P.C.

(**) Term: **14 Years**

(21) Appl. No.: **29/252,004**

(57) **CLAIM**

(22) Filed: **Jan. 17, 2006**

The ornamental design for a display panel with a user interface, as shown and described.

(51) **LOC (8) Cl.** **14-04**

(52) **U.S. Cl.** **D14/486**

(58) **Field of Classification Search** D14/485-95;
715/505, 509, 517, 526, 528, 700, 703, 714,
715/716, 717, 718, 719, 720, 721, 722, 723,
715/726, 727, 728, 730, 762, 763, 768, 771,
715/780, 781, 783, 790, 792, 797, 808, 809,
715/810, 825, 828, 829, 835, 837, 838, 840,
715/841, 842, 843, 844, 845, 846, 864, 867,
715/902, 908, 961, 963, 975; 345/592, 594,
345/628, 629

See application file for complete search history.

DESCRIPTION

The file of this patent contains at least one drawing executed in color. Copies of this patent with color drawings will be provided by the Office upon request and payment of the necessary fee.

(56) **References Cited**

U.S. PATENT DOCUMENTS


5,640,498	A *	6/1997	Chew	715/790
5,819,302	A *	10/1998	Nielsen	715/523
5,983,262	A *	11/1999	Kukkal	709/204
D467,252	S *	12/2002	Lee	D14/486
D468,748	S *	1/2003	Inagaki	D14/486
D519,518	S *	4/2006	Gibson	D14/486
D520,512	S *	5/2006	Clinton et al.	D14/486
2002/0156807	A1 *	10/2002	Dieberger	707/501.1
2003/0038842	A1 *	2/2003	Peck et al.	345/763
2003/0146926	A1 *	8/2003	Valdes	345/703
2005/0022127	A1 *	1/2005	Meyers et al.	715/716
2005/0216840	A1 *	9/2005	Salvucci	715/723

FIG. 1 is a top front perspective view of a display panel with a user interface showing our new design;
FIG. 2 is a front elevational view thereof;
FIG. 3 is a rear elevational view thereof;
FIG. 4 is a left side elevational view thereof;
FIG. 5 is a right side elevational view thereof;
FIG. 6 is a top plan view thereof; and,
FIG. 7 is a bottom plan view.

The broken line showing of a display panel and speaker is included for the purpose of illustrating the user interface displayed on a display panel and forms no part of the claimed design.

The rectangular window disposed at the upper right corner of the user interface above the elongate progress indicator is for the purpose of illustrating a pictorial or other representation corresponding to a user selection.

1 Claim, 4 Drawing Sheets
(2 of 4 Drawing Sheet(s) Filed in Color)



OTHER PUBLICATIONS

U.S. Appl. No. 29/228,104, Applicant: Bong-Hee Kim, et al. filed Apr. 20, 2005 entitled Portable Telephone Having Indicating Image Design Displayed Thereon.

U.S. Appl. No. 29/228,149, Applicant: Ae-Jung Seo, et al. filed Apr. 20, 2005 entitled Portable Telephone Having Indicating Image Design Displayed Thereon.

U.S. Appl. No. 29/228,150, Applicant: Sun-Young Kim, et al. filed Apr. 20, 2005 entitled Monitor Having Home Network Indicating Image Design Displayed Thereon.

U.S. Appl. No. 29/236,447, Applicant: So-Young Shin, et al. filed Aug. 16, 2005 entitled Computer Monitor Having Indicating Image Design Displayed Thereon.

U.S. Appl. No. 29/236,448, Applicant: Yi-Sak Park, et al. filed Aug. 16, 2005 entitled Telephone Having Indicating Image Design Displayed Thereon.

U.S. Appl. No. 29/236,446, Applicant: Yi-Sak Park, et al. filed Aug. 16, 2005 entitled Computer Monitor Having Indicating Image Design Displayed Thereon.

U.S. Appl. No. 29/236,449, Applicant: So-Young Shin, et al. filed Aug. 16, 2005 entitled Portable Telephone Having Indicating Image Design Thereon.

U.S. Appl. No. 29/243,947, Applicant: Ji-Hoon Kim, et al. filed Dec. 2, 2005 entitled Portable Telephone Having Indicating Image Design Displayed Thereon.

U.S. Appl. No. 29/243,945, Applicant: Ji-Hoon Kim, et al. filed Dec. 2, 2005 entitled Portable Telephone Having Indicating Image Design Displayed Thereon.

U.S. Appl. No. 29/244,137, Applicant: Ji-Hoon Kim, et al. filed Dec. 6, 2005 entitled Television Receiver Having Indicating Image Design Displayed Thereon.

U.S. Appl. No. 29/244,152, Applicant: Ji-Hoon Kim, et al. filed Dec. 6, 2005 entitled Television Receiver Having Indicating Image Design Displayed Thereon.

U.S. Appl. No. 29/244,153, Applicant: Ji-Hoon Kim, et al. filed Dec. 6, 2005 entitled Television Receiver Having Indicating Image Design Displayed Thereon.

U.S. Appl. No. 29/243,948, Applicant: Dok-Shin Lim, et al. filed Dec. 2, 2005 entitled Portable Telephone Having Indicating Image Design Displayed Thereon.

U.S. Appl. No. 29/251,184, Applicant: Young-Jae Ryu, et al. filed Jan. 4, 2006 entitled Pop-Up Window for a User Interface for a Television Receiver.

U.S. Appl. No. 29/251,186, Applicant: Joo-Hoon Park, et al. filed Jan. 4, 2006 entitled User Interface for a Television Receiver.

U.S. Appl. No. 29/251,185, Applicant: Young-Jae Ryu, et al. filed Jan. 4, 2006 entitled Pop-Up Window for a User Interface for a Television Receiver.

U.S. Appl. No. 29/252,005, Applicant: Young-Jae Ryu, et al. filed Jan. 17, 2006 entitled User Interface for a Television Receiver.

U.S. Appl. No. 29/252,002, Applicant: Young-Jae Ryu, et al. filed Jan. 17, 2006 entitled Pop-Up Window for User Interface for a Television Receiver.

U.S. Appl. No. 29/252,008, Applicant: Young-Jae Ryu, et al. filed Jan. 17, 2006 entitled User Interface for a Television Receiver.

U.S. Appl. No. 29/252,007, Applicant: Young-Jae Ryu, et al. filed Jan. 17, 2006 entitled User Interface for a Television Receiver.

* cited by examiner

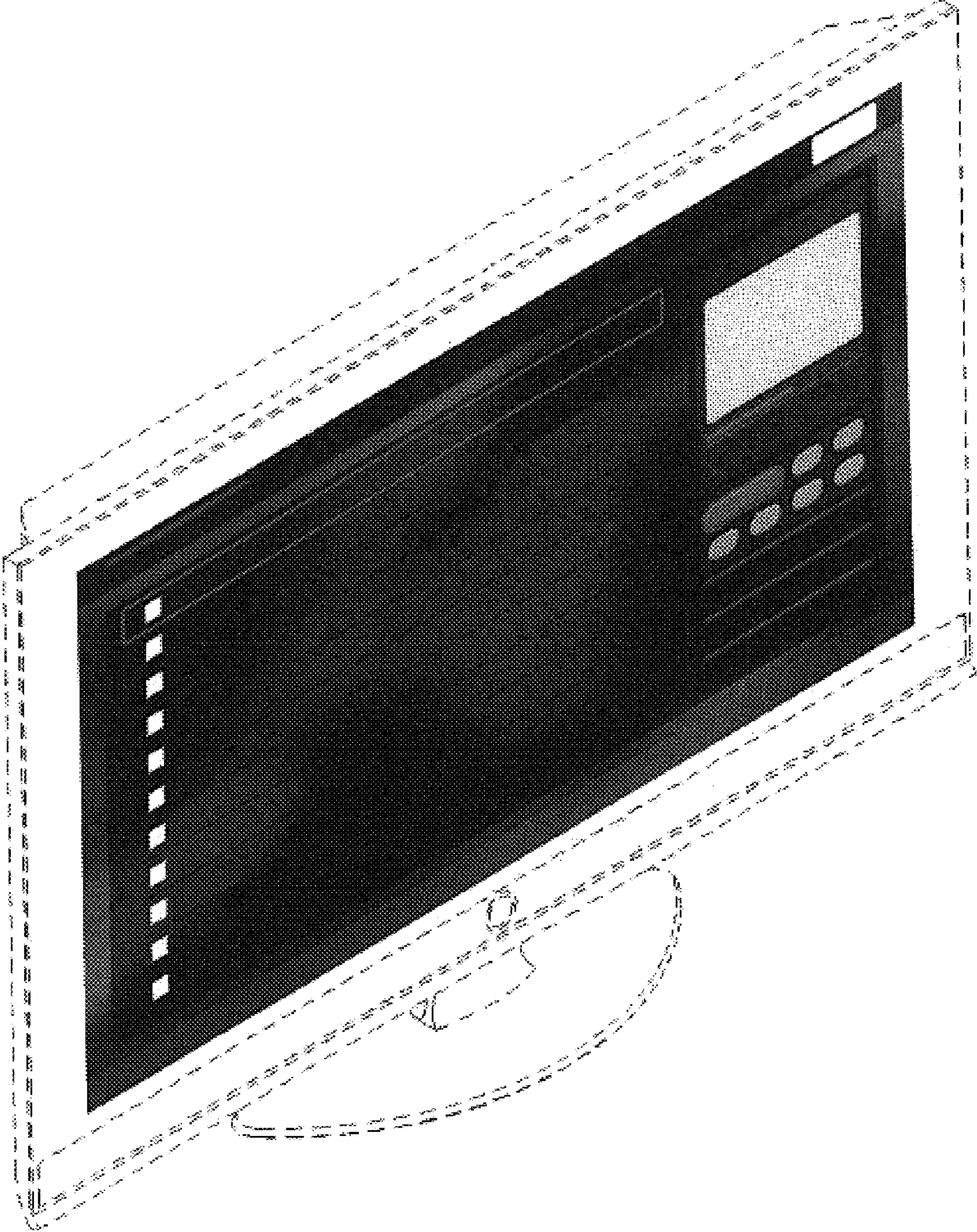


FIG. 1




FIG. 2




FIG. 3

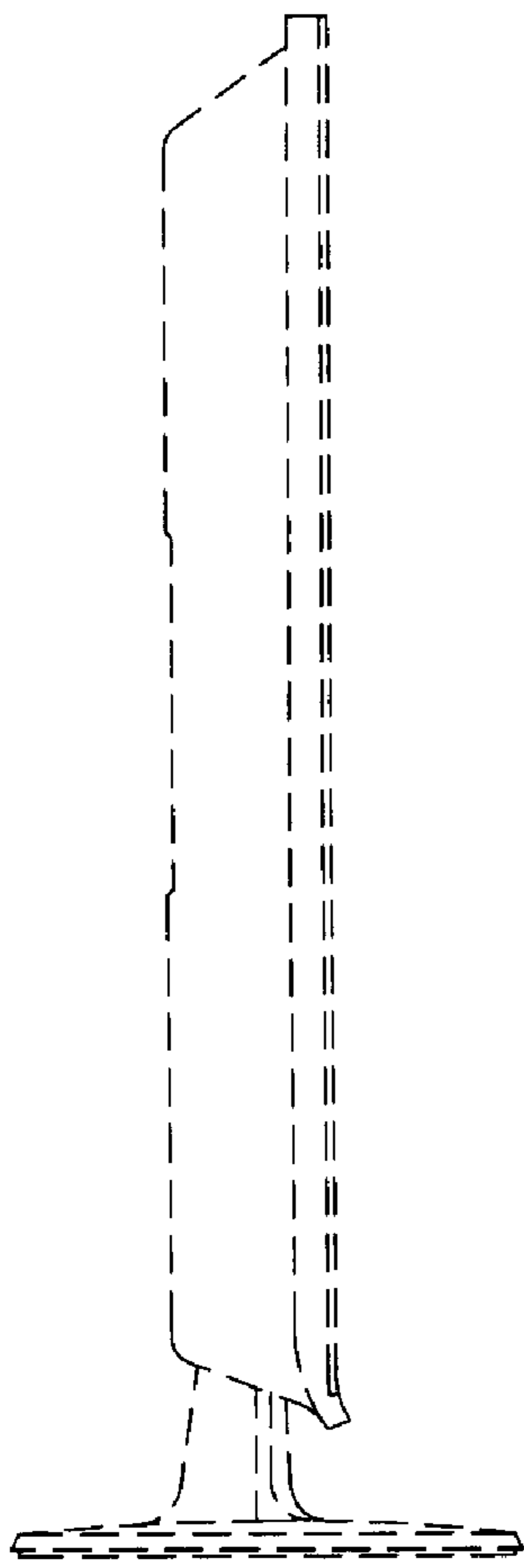


FIG. 4

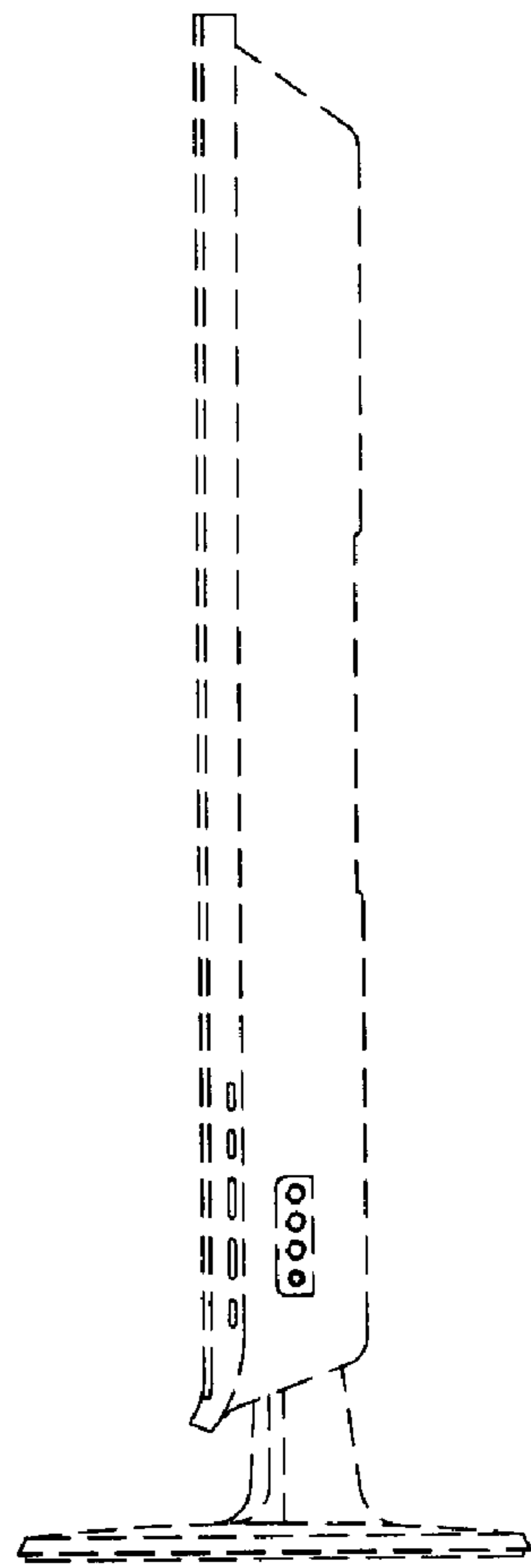


FIG. 5

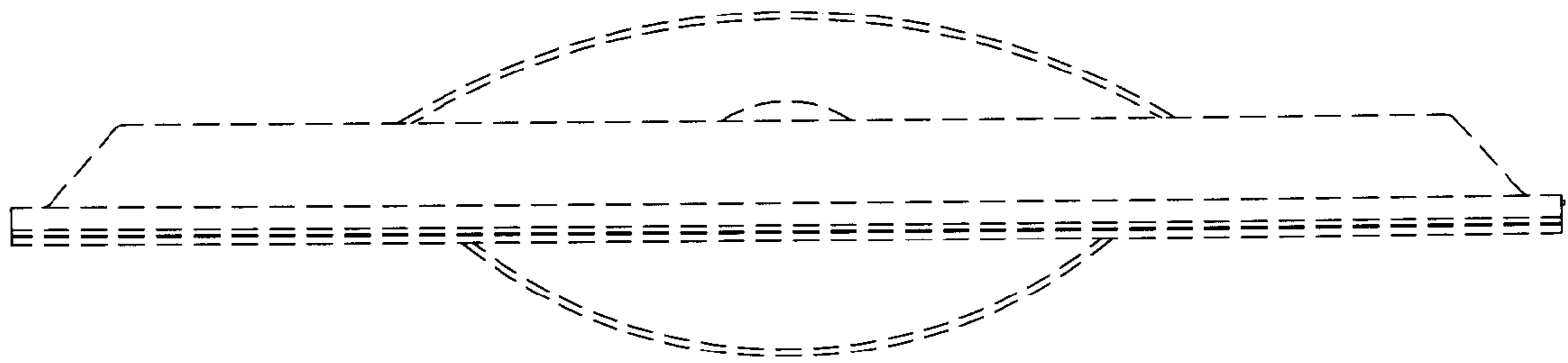


FIG. 6

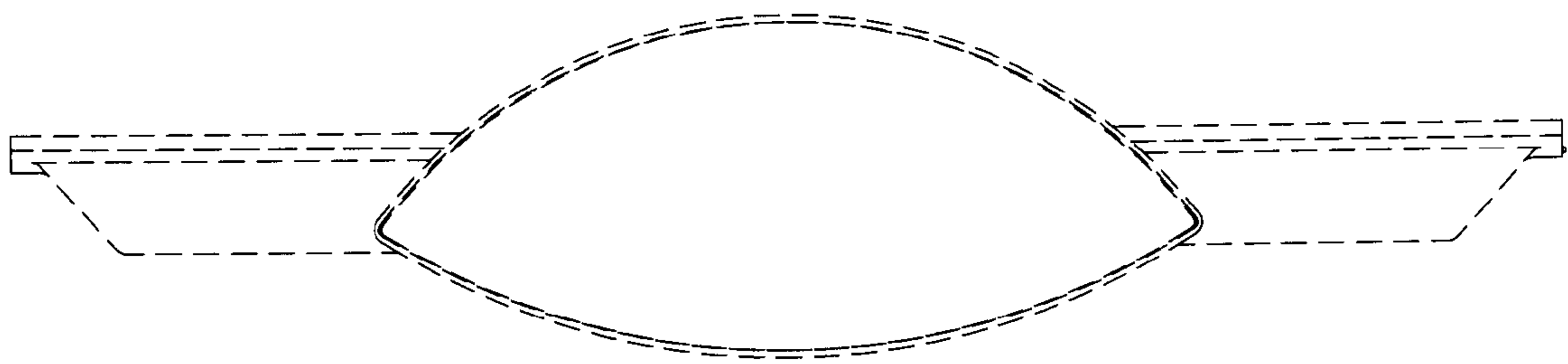


FIG. 7