

US00D577031S

(12) **United States Design Patent**
Park et al.

(10) **Patent No.:** **US D577,031 S**
(45) **Date of Patent:** **** Sep. 16, 2008**

(54) **DISPLAY PANEL WITH A USER INTERFACE**

(75) Inventors: **Joo-Hoon Park**, Seoul (KR); **Young-A Kim**, Seoul (KR); **Ha-Youn Kim**, Sungnam-shi (KR)

(73) Assignee: **Samsung Electronics Co., Ltd.**, Kyunggi-do (KR)

(**) Term: **14 Years**

(21) Appl. No.: **29/251,186**

(22) Filed: **Jan. 4, 2006**

(51) **LOC (8) Cl.** **14-04**

(52) **U.S. Cl.** **D14/486**

(58) **Field of Classification Search** D14/485-95;
345/592, 594, 628, 629; 715/505, 509, 517,
715/526, 528, 700, 703, 714, 716, 717, 718,
715/719, 720, 721, 722, 723, 726, 727, 728,
715/730, 762, 763, 768, 771, 780, 781, 783,
715/790, 792, 797, 808, 809, 810, 825, 828,
715/829, 835, 837, 838, 840, 841, 842, 843,
715/844, 845, 846, 864, 867, 902, 908, 961,
715/963, 975

See application file for complete search history.

(56) **References Cited**

U.S. PATENT DOCUMENTS

5,615,367	A *	3/1997	Bennett et al.	707/102
5,640,498	A *	6/1997	Chew	715/790
6,105,043	A *	8/2000	Francisco et al.	715/513
D467,252	S *	12/2002	Lee	D14/486
D507,576	S *	7/2005	Hally et al.	D14/486
D509,509	S *	9/2005	Totten et al.	D14/486
D519,518	S *	4/2006	Gibson	D14/486
D522,017	S *	5/2006	Fong et al.	D14/488
D523,442	S *	6/2006	Hiramatsu	D14/488
2003/0038842	A1 *	2/2003	Peck et al.	345/763
2005/0216840	A1 *	9/2005	Salvucci	715/723
2005/0235209	A1 *	10/2005	Morita et al.	715/716
2007/0083911	A1 *	4/2007	Madden et al.	725/135

OTHER PUBLICATIONS

U.S. Appl. No. 29/228,103, Applicant: Jee-Yeun Wang, et al. filed Apr. 20, 2005 entitled Portable Telephone Having Indicating Image Design Displayed Thereon.

(Continued)

Primary Examiner—Cathron Brooks

Assistant Examiner—Angela J Lee

(74) *Attorney, Agent, or Firm*—Flynn, Thiel, Boutell & Tanis, P.C.

(57) **CLAIM**

The ornamental design for a display panel with a user interface, as shown and described.

DESCRIPTION

The file of this patent contains at least one drawing executed in color. Copies of this patent with color drawings will be provided by the Office upon request and payment of the necessary fees.

FIG. 1 is a top front perspective view of a display panel with a user interface showing our new design;

FIG. 2 is a front elevational view thereof;

FIG. 3 is a rear elevational view thereof;

FIG. 4 is a left side elevational view thereof;

FIG. 5 is a right side elevational view thereof;


FIG. 6 is a top plan view thereof; and,

FIG. 7 is a bottom plan view.

The broken line showing of a display panel and a speaker is included for the purpose of illustrating the user interface displayed on a display panel and forms no part of the claimed design.

The elongate rectangular window disposed at the middle of the user interface is for the purpose of illustrating a pictorial or other representation corresponding to a user selection.

1 Claim, 4 Drawing Sheets
(2 of 4 Drawing Sheet(s) Filed in Color)



OTHER PUBLICATIONS

U.S. Appl. No. 29/228,104, Applicant: Bong-Hee Kim, et al. filed Apr. 20, 2005 entitled Portable Telephone Having Indicating Image Design Displayed Thereon.

U.S. Appl. No. 29/228,149, Applicant: Ae-Jung Seo, et al. filed Apr. 20, 2005 entitled Portable Telephone Having Indicating Image Design Displayed Thereon.

U.S. Appl. No. 29/228,150, Applicant: Sun-Young Kim, et al. filed Apr. 20, 2005 entitled Monitor Having Home Network Indicating Image Design Displayed Thereon.

U.S. Appl. No. 29/236,447, Applicant: So-Young Shin, et al. filed Aug. 16, 2005 entitled Computer Monitor Having Indicating Image Design Displayed Thereon.

U.S. Appl. No. 29/236,448, Applicant: Yi-Sak Park, et al. filed Aug. 16, 2005 entitled Telephone Having Indicating Image Design Displayed Thereon.

U.S. Appl. No. 29/236,446, Applicant: Yi-Sak Park, et al. filed Aug. 16, 2005 entitled Computer Monitor Having Indicating Image Design Displayed Thereon.

U.S. Appl. No. 29/236,449, Applicant: So-Young Shin, et al. filed Aug. 16, 2005 entitled Portable Telephone Having Indicating Image Design Thereon.

U.S. Appl. No. 29/243,947, Applicant: Ji-Hoon Kim, et al. filed Dec. 2, 2005 entitled Portable Telephone Having Indicating Image Design Displayed Thereon.

U.S. Appl. No. 29/243,945, Applicant: Ji-Hoon Kim, et al. filed Dec. 2, 2005 entitled Portable Telephone Having Indicating Image Design Displayed Thereon.

U.S. Appl. No. 29/244,137, Applicant: Ji-Hoon Kim, et al. filed Dec. 6, 2005 entitled Television Receiver Having Indicating Image Design Displayed Thereon.

U.S. Appl. No. 29/244,152, Applicant: Ji-Hoon Kim, et al. filed Dec. 6, 2005 entitled Television Receiver Having Indicating Image Design Displayed Thereon.

U.S. Appl. No. 29/244,153, Applicant: Ji-Hoon Kim, et al. filed Dec. 6, 2005 entitled Television Receiver Having Indicating Image Design Displayed Thereon.

U.S. Appl. No. 29/243,948, Applicant: Dok-Shin Lim, et al. filed Dec. 2, 2005 entitled Portable Telephone Having Indicating Image Design Displayed Thereon.

U.S. Appl. No. 29/251,184, Applicant: Young-Jae Ryu, et al. filed Jan. 4, 2006 entitled Pop-Up Window for a User Interface for a Television Receiver.

U.S. Appl. No. 29/251,185, Applicant: Young-Jae Ryu, et al. filed Jan. 4, 2006 entitled Pop-Up Window for a User Interface for a Television Receiver.

U.S. Appl. No. 29/252,004, Applicant: Young-Jae Ryu, et al. filed Jan. 17, 2006 entitled User Interface for a Television Receiver.

U.S. Appl. No. 29/252,005, Applicant: Young-Jae Ryu, et al. filed Jan. 17, 2006 entitled User Interface for a Television Receiver.

U.S. Appl. No. 29/252,002, Applicant: Young-Jae Ryu, et al. filed Jan. 17, 2006 entitled Pop-Up Window for User Interface for a Television Receiver.

U.S. Appl. No. 29/252,008, Applicant: Young-Jae Ryu, et al. filed Jan. 17, 2006 entitled User Interface for a Television Receiver.

U.S. Appl. No. 29/252,007, Applicant: Young-Jae Ryu, et al. filed Jan. 17, 2006 entitled User Interface for a Television Receiver.

* cited by examiner

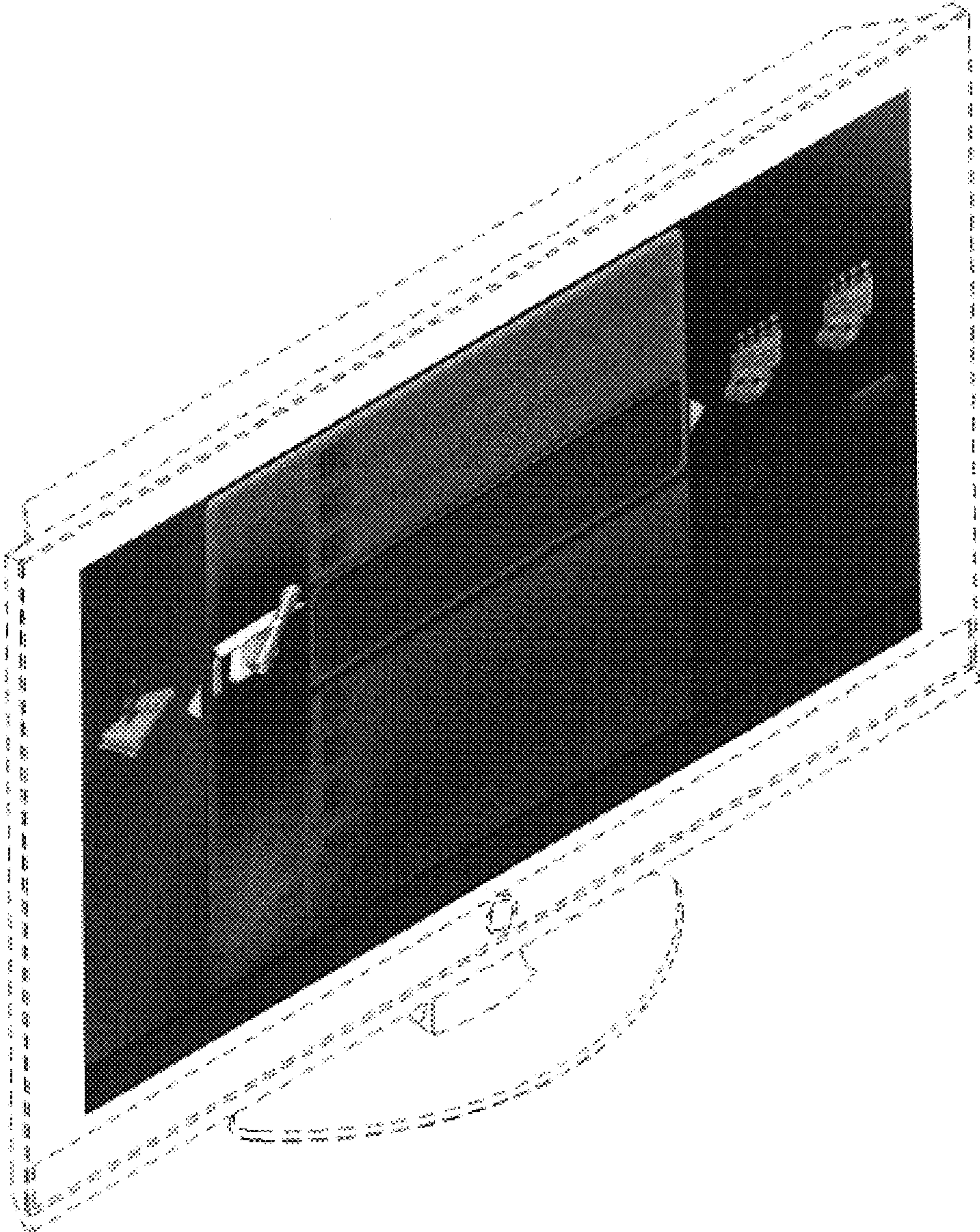


FIG. 1




FIG. 2




FIG. 3

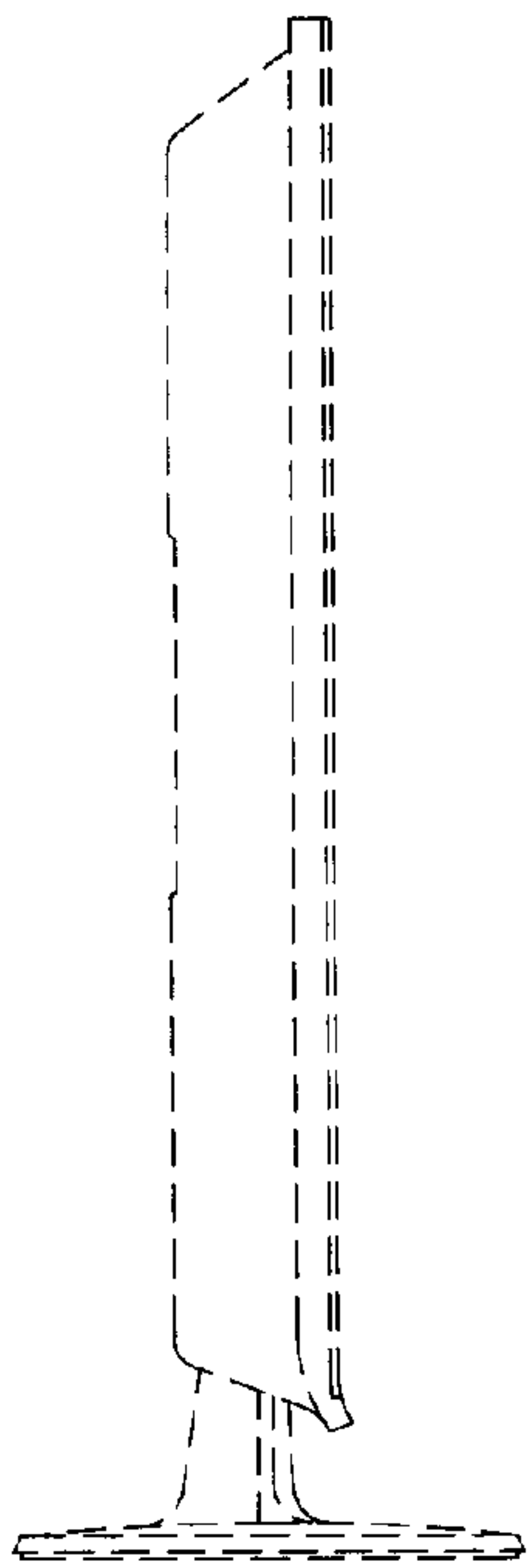


FIG. 4

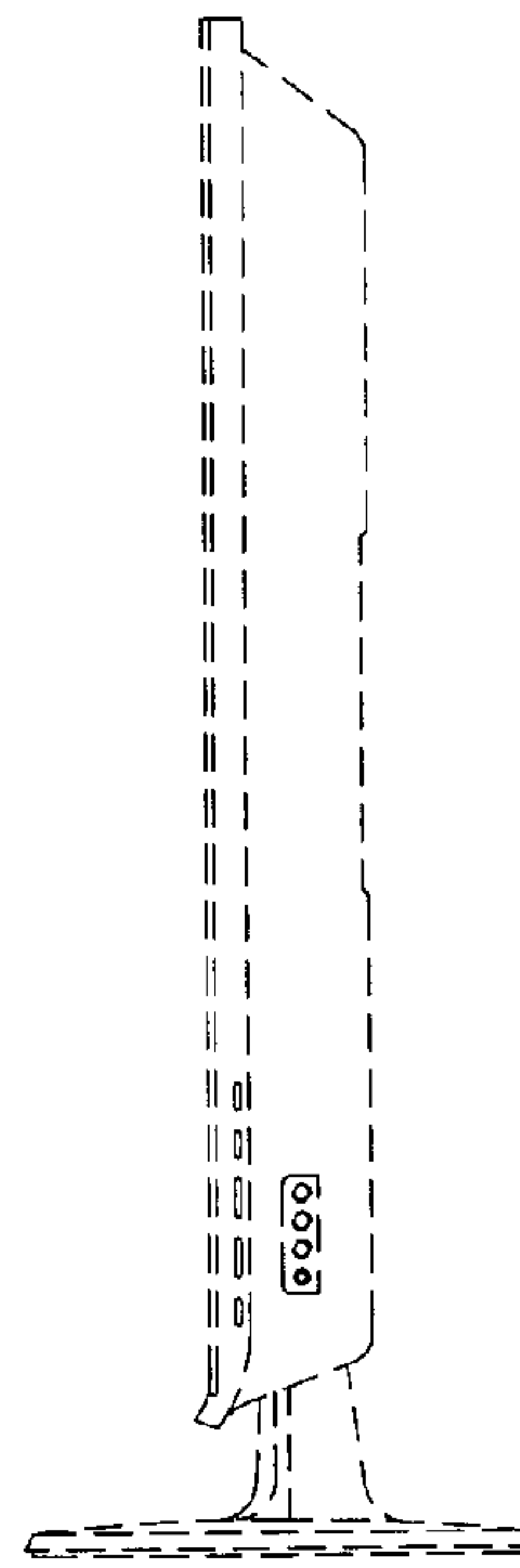


FIG. 5

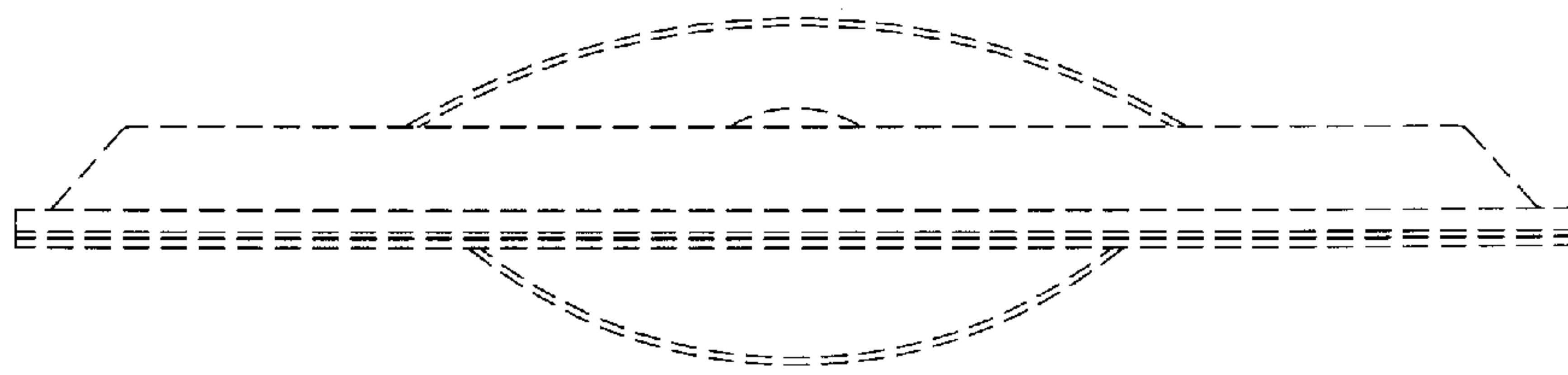


FIG. 6

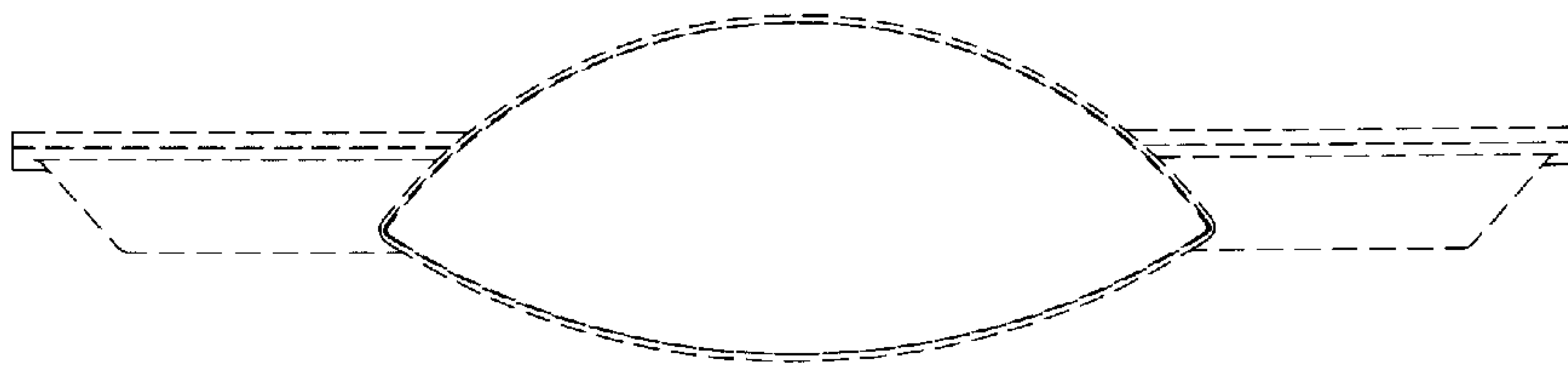


FIG. 7