



US00D577023S

(12) **United States Design Patent**
Anglin

(10) **Patent No.:** **US D577,023 S**

(45) **Date of Patent:** **** Sep. 16, 2008**

(54) **PORTABLE COMPUTER SECURITY DEVICE**

(75) Inventor: **Noah L. Anglin**, San Jose, CA (US)

(73) Assignee: **Secure Computing Corporation**, San Jose, CA (US)

(**) Term: **14 Years**

(21) Appl. No.: **29/281,874**

(22) Filed: **Jul. 5, 2007**

Related U.S. Application Data

(63) Continuation-in-part of application No. 11/464,953, filed on Aug. 16, 2006, and a continuation-in-part of application No. 11/464,966, filed on Aug. 16, 2006, and a continuation-in-part of application No. 11/464,983, filed on Aug. 16, 2006.

(51) **LOC (8) Cl.** **14-02**

(52) **U.S. Cl.** **D14/383**; D14/432; D3/208

(58) **Field of Classification Search** D14/356–358, D14/362, 363, 365, 368, 370, 383, 385, 388, D14/432, 433, 435, 439, 442, 443; D3/207–210; D8/105, 356, 99; 24/572.1, 576.1, 588.1, 24/588.11, 588.12, 573.09, 579.09, 579.11, 24/582.1, 582.11, 582.13; 455/575.6; 361/685, 361/686, 752, 737, 679; 726/20

See application file for complete search history.

(56) **References Cited**

U.S. PATENT DOCUMENTS

D379,456 S * 5/1997 Osiecki D14/167
D463,108 S * 9/2002 Yuen D3/209
D467,921 S * 12/2002 Lin D14/385
D469,023 S * 1/2003 Mah D8/356
D502,497 S * 3/2005 Tien D8/356
D505,938 S * 6/2005 Tse D14/196
D513,000 S * 12/2005 Cohen D14/356
D524,038 S * 7/2006 Leung D3/208
D529,536 S * 10/2006 Oas D14/346

D533,427 S * 12/2006 Barber et al. D8/99
D554,363 S * 11/2007 Bates et al. D3/207
7,325,282 B2 * 2/2008 Leung 24/572.1
2005/0239450 A1 * 10/2005 Wesby 455/418
2008/0043406 A1 * 2/2008 Anglin 361/679
2008/0043407 A1 * 2/2008 Anglin 361/679
2008/0072315 A1 * 3/2008 Anglin 726/20

* cited by examiner

Primary Examiner—Freda S. Nunn

Assistant Examiner—Deanna Fluegeman

(74) *Attorney, Agent, or Firm*—Schwegman, Lundberg & Woessner, P.A.

(57) **CLAIM**

The ornamental design for the portable computer security device, as shown and described.

DESCRIPTION

FIG. 1 is a perspective view of a portable computer security device embodying the present invention.

FIG. 2 is a front view of the portable computer security device shown in FIG. 1.

FIG. 3 is a rear view of the portable computer security device shown in FIG. 1.

FIG. 4 is a left side view of the portable computer security device shown in FIG. 1.

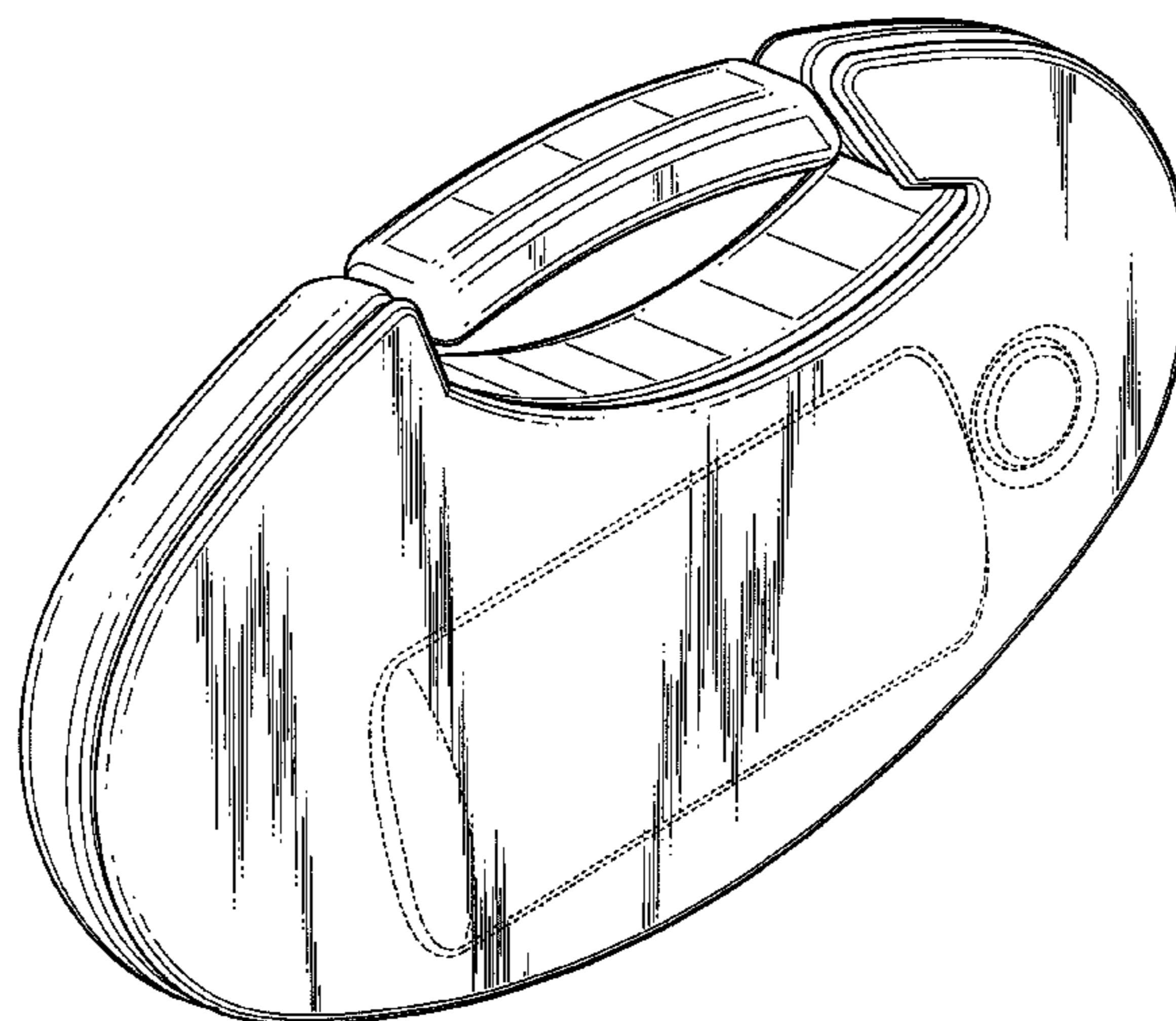
FIG. 5 is a right side view of the portable computer security device shown in FIG. 1.

FIG. 6 is a top view of the portable computer security device shown in FIG. 1; and,

FIG. 7 is a bottom view of the portable computer security device shown in FIG. 1.

The broken line showing of the environment is for illustrative purposes only and forms no part of the claimed design. No claim is made to the color, fabric or surface shading lines on the portable computer security device.

1 Claim, 3 Drawing Sheets



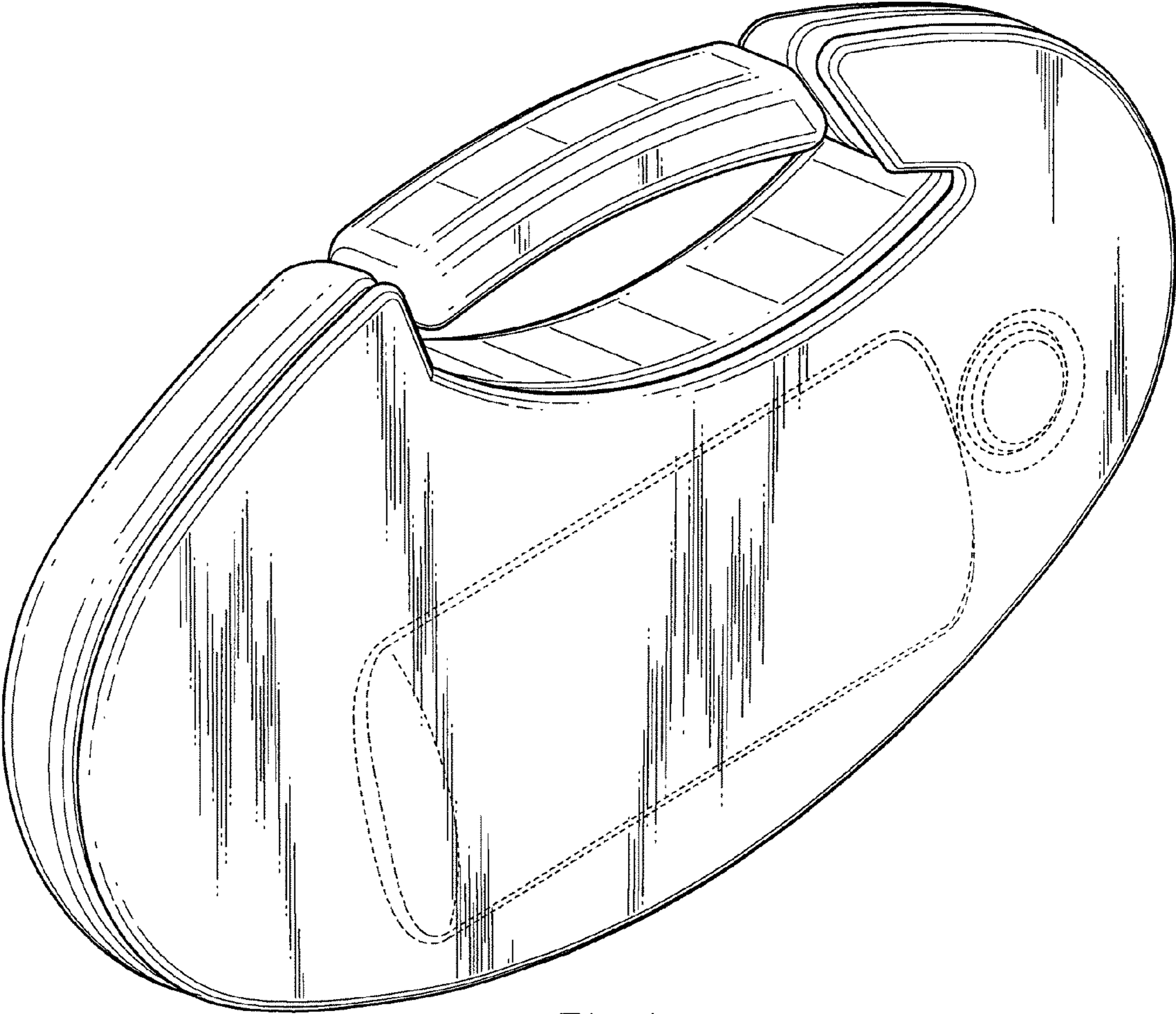


Fig. 1

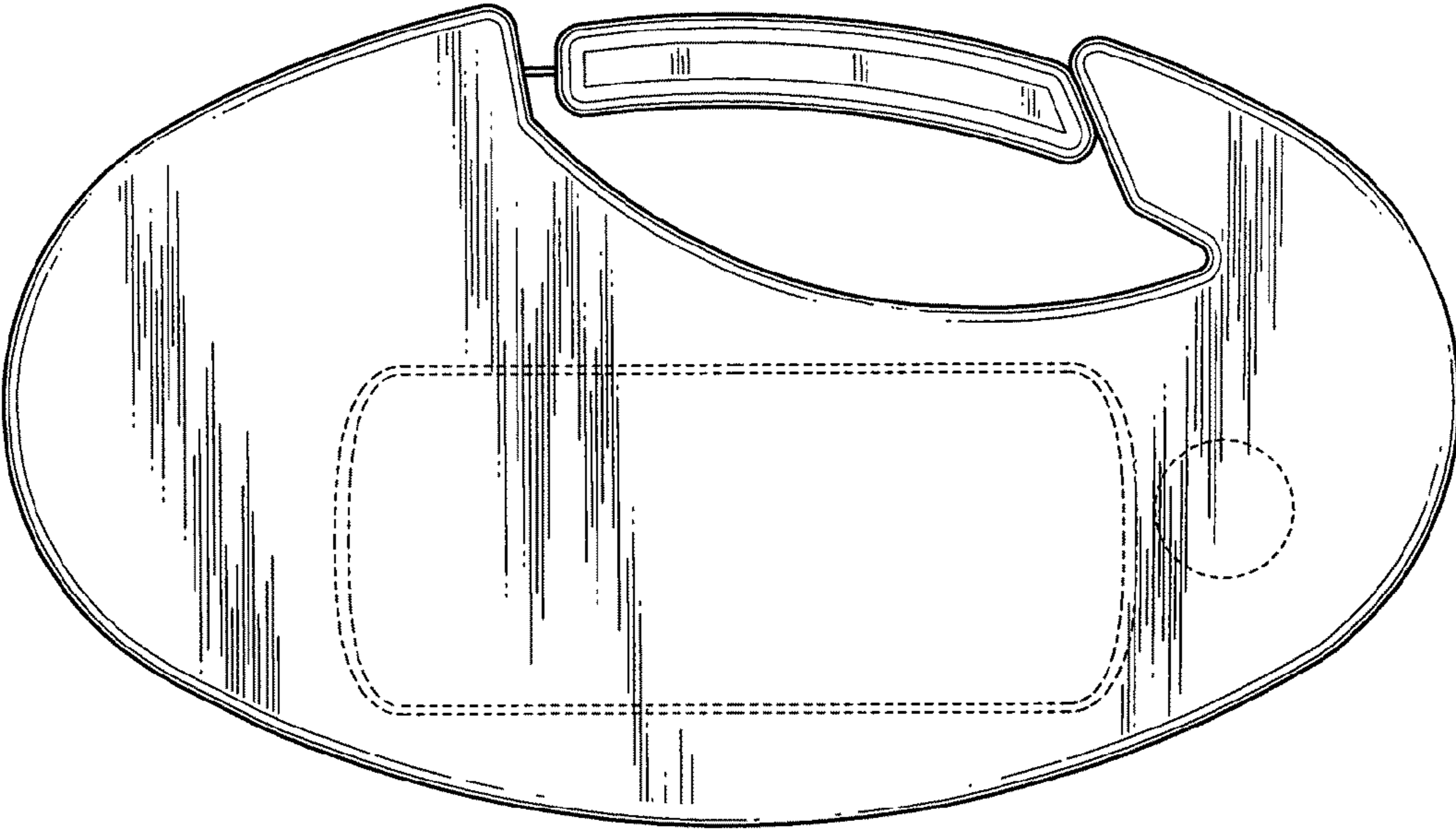


Fig. 2




Fig. 3

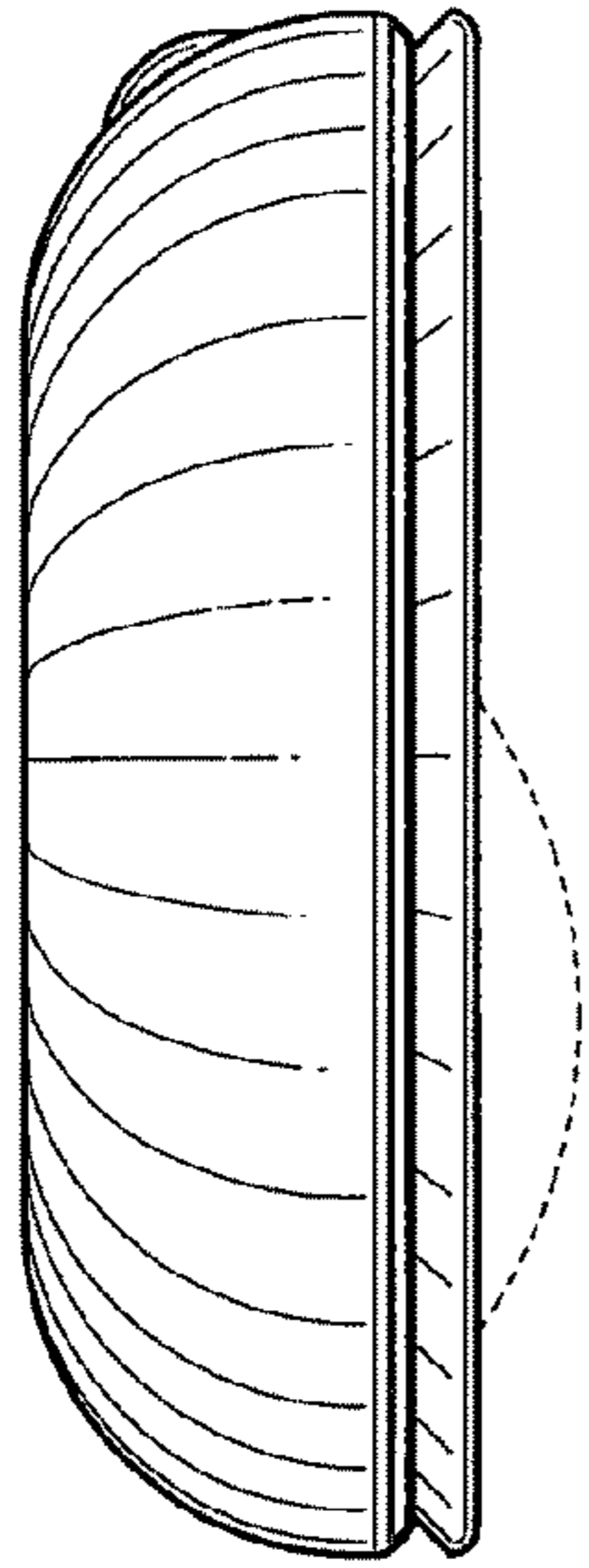


Fig. 4

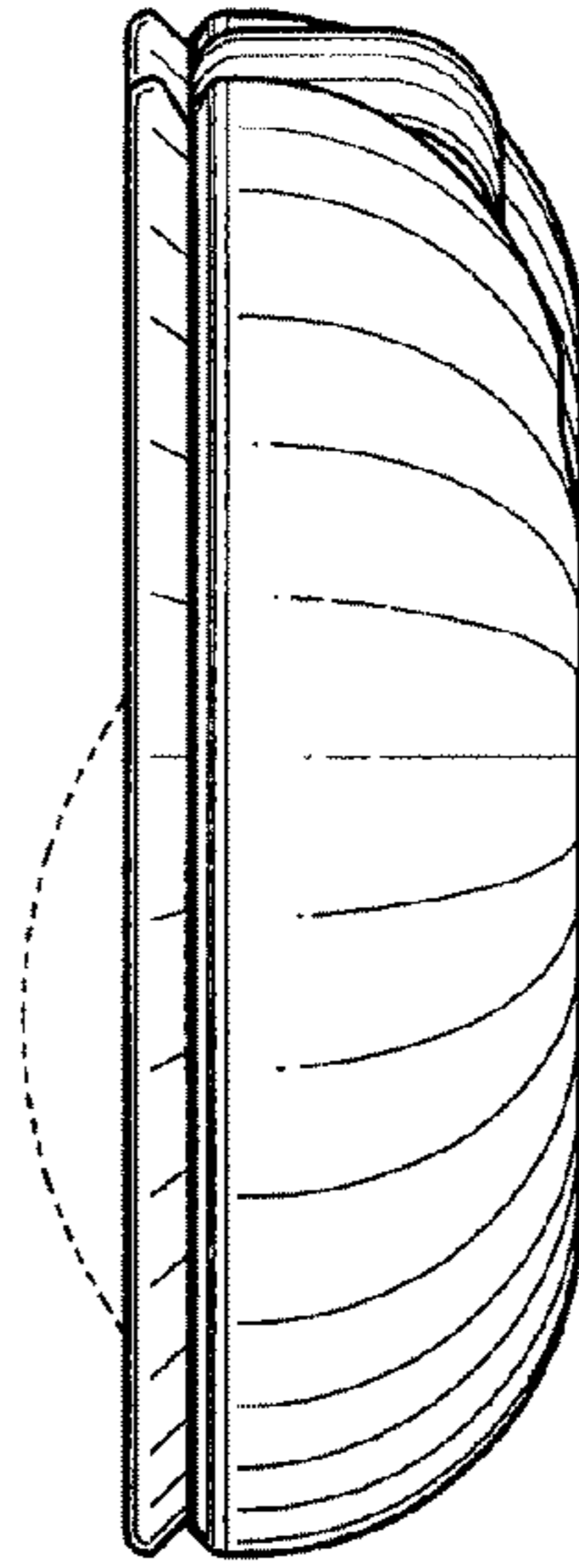


Fig. 5

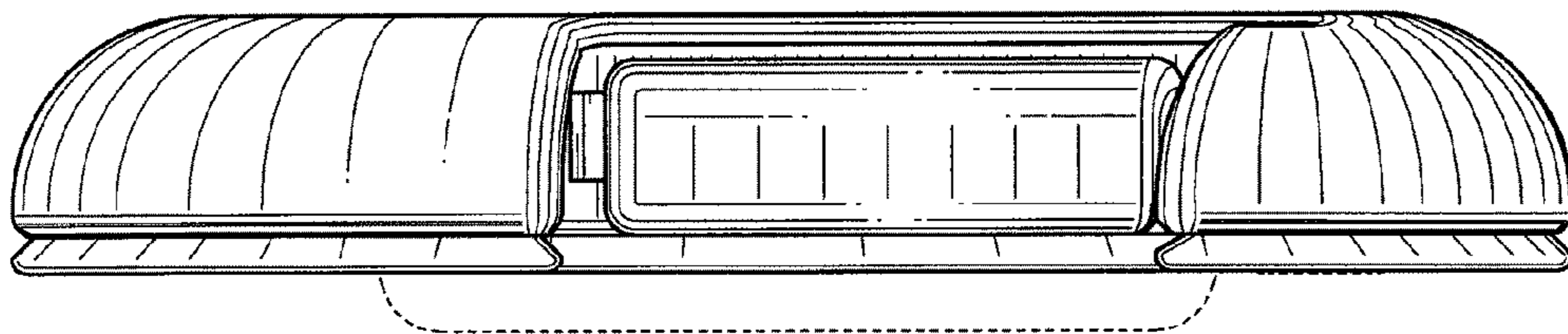


Fig. 6

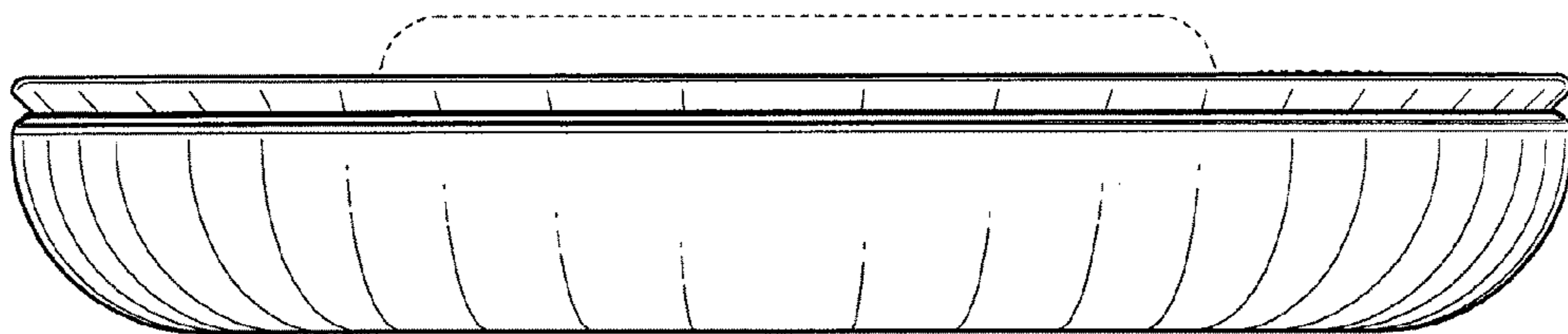


Fig. 7