



US00D577011S

(12) **United States Design Patent**
Huang et al.

(10) **Patent No.:** **US D577,011 S**
(45) **Date of Patent:** **** Sep. 16, 2008**

(54) **KEYPAD OF A MOBILE ELECTRONIC DEVICE**

(75) Inventors: **Chih-min Huang**, Taipei (TW);
Hsiao-cheng Chen, Taipei (TW)

(73) Assignee: **ASUSTek Computer Inc.**, Taipei (TW)

(**) Term: **14 Years**

(21) Appl. No.: **29/271,026**

(22) Filed: **Jan. 9, 2007**

(51) **LOC (8) Cl.** **14-03**

(52) **U.S. Cl.** **D14/247**

(58) **Field of Classification Search** D14/137-138,
D14/144, 147-148, 156, 218, 247-248, 341-347,
D14/496, 390, 399; D16/208; D21/329,
D21/331, 333, 517; 348/14.01-14.02; 361/814;
379/433.01-433.13; 455/90.3, 556.1-556.2,
455/566, 575.1, 575.3, 575.4; D13/164,
D13/168; 439/165

See application file for complete search history.

(56) **References Cited**

U.S. PATENT DOCUMENTS

D496,020 S *	9/2004	Lee	D14/138
D507,562 S *	7/2005	Kim	D14/247
D525,229 S *	7/2006	Friesen et al.	D14/138
D527,726 S *	9/2006	Viitasaari	D14/247
D528,108 S *	9/2006	Salmi et al.	D14/247
D536,681 S *	2/2007	Surtouc	D14/130
D544,474 S *	6/2007	Kim et al.	D14/247
D545,800 S *	7/2007	Ou et al.	D14/138
D549,208 S *	8/2007	Huang et al.	D14/138
D550,220 S *	9/2007	Lyles	D14/247

2004/0209645 A1* 10/2004 Park et al. 455/556.1
FOREIGN PATENT DOCUMENTS

WO DM/068074 * 7/2006

OTHER PUBLICATIONS

Nokia 6170, announced 3Q 2004, <URL:www.gsmarena.com>,
retrieved from internet Oct. 12, 2007.*

Samsung Z520, announced Feb. 2006, <URL:www.gsmarena.com>,
retrieved from internet Oct. 12, 2007.*

* cited by examiner

Primary Examiner—Adir Aronovich

Assistant Examiner—Carla Jobe Wright

(74) *Attorney, Agent, or Firm*—Bacon & Thomas, PLLC.

(57) **CLAIM**

The ornamental design for a keypad of a mobile electronic device, as shown and described.

DESCRIPTION

FIG. 1 is a perspective view of a keypad of a mobile electronic device showing our new design;

FIG. 2 is a front elevational view thereof;

FIG. 3 is a rear elevational view thereof;

FIG. 4 is a left side elevational view thereof;

FIG. 5 is a right side elevational view thereof;

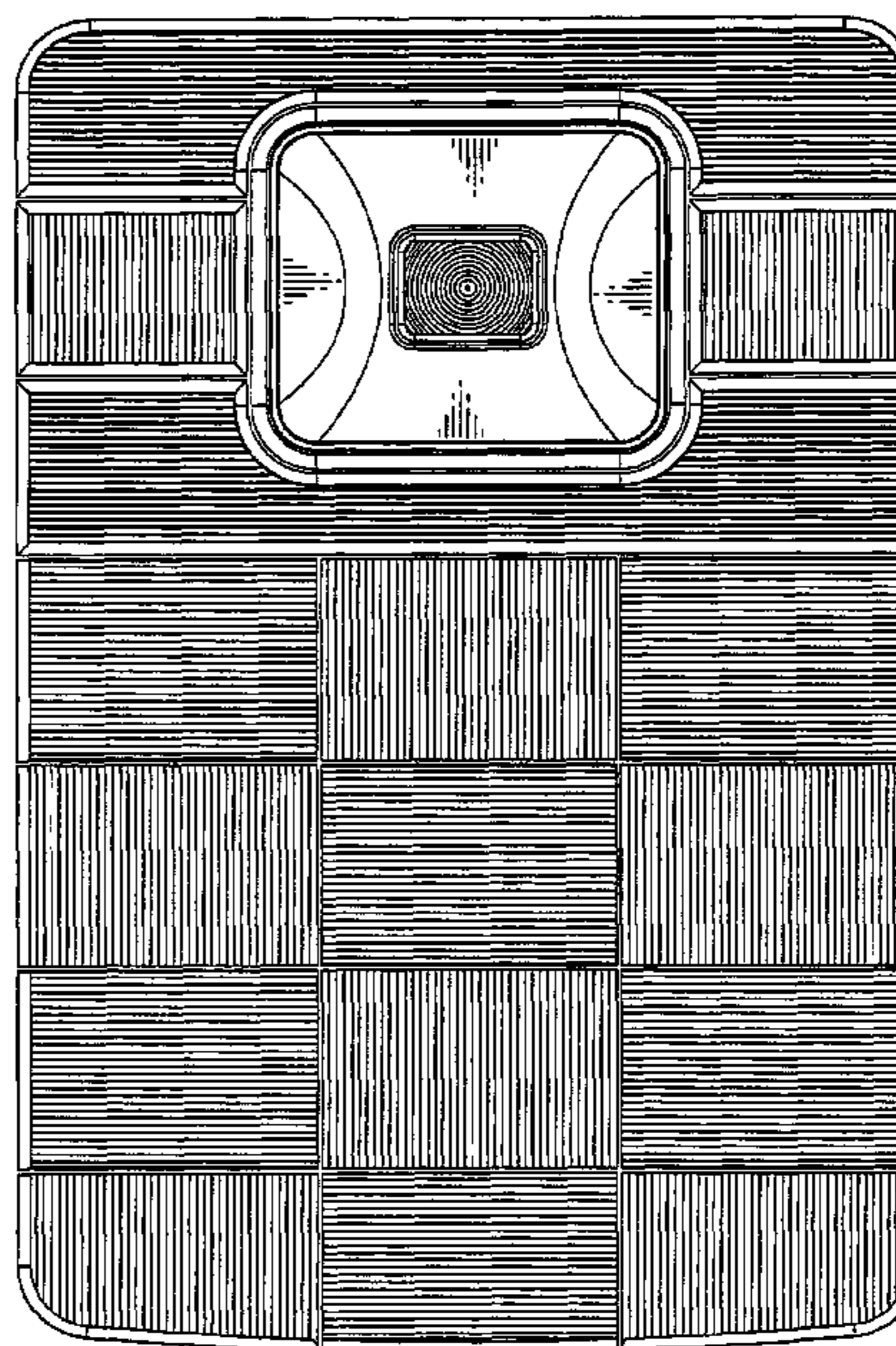

FIG. 6 is a top plan view thereof;

FIG. 7 is a bottom plan view thereof; and,

FIG. 8 is a perspective view thereof showing the keypad in the mobile electronic device environment.

The broken line showing of environmental structures is for illustrative purposes only and forms no part of the claimed design.

1 Claim, 6 Drawing Sheets



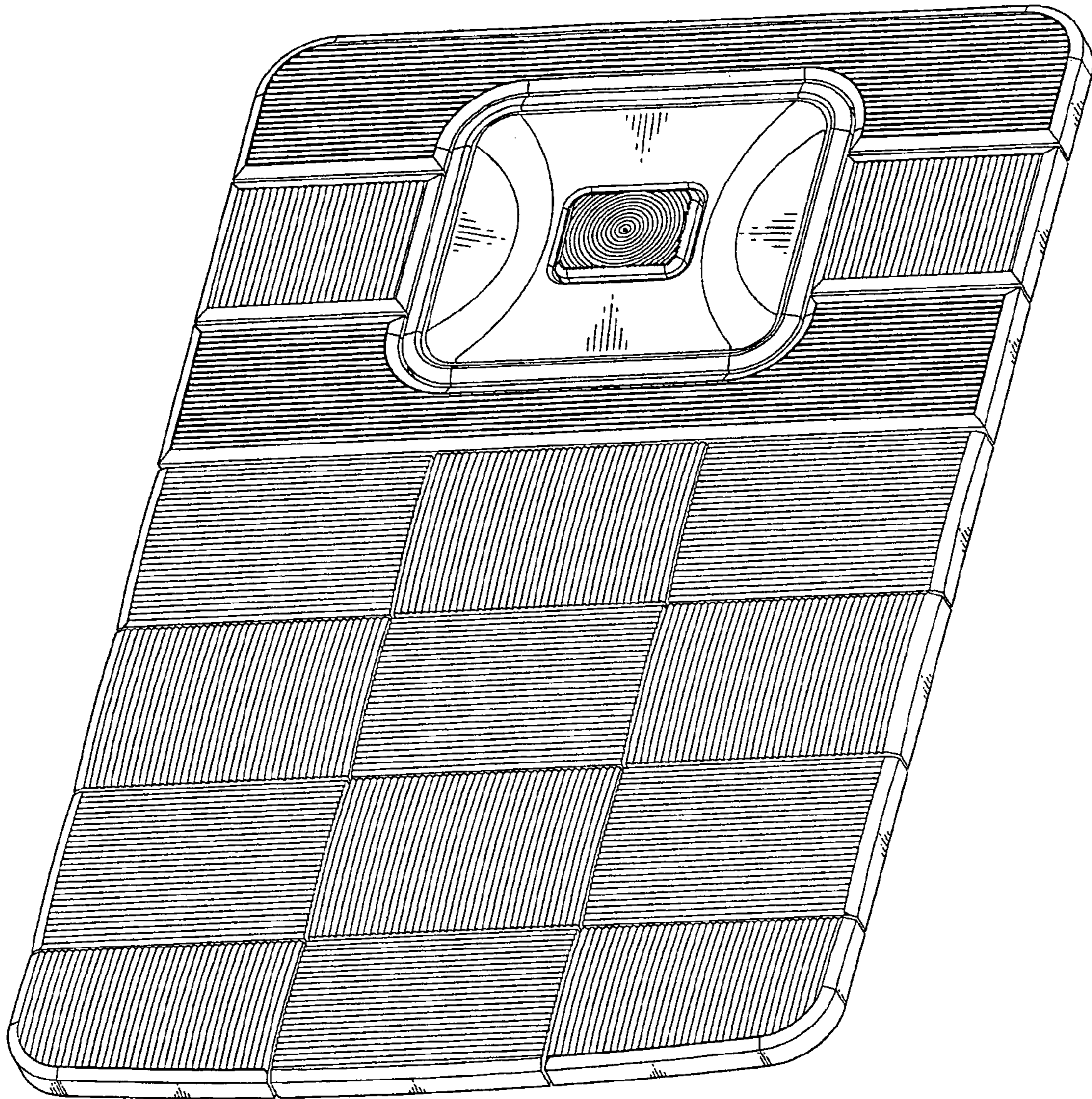


Fig. 1

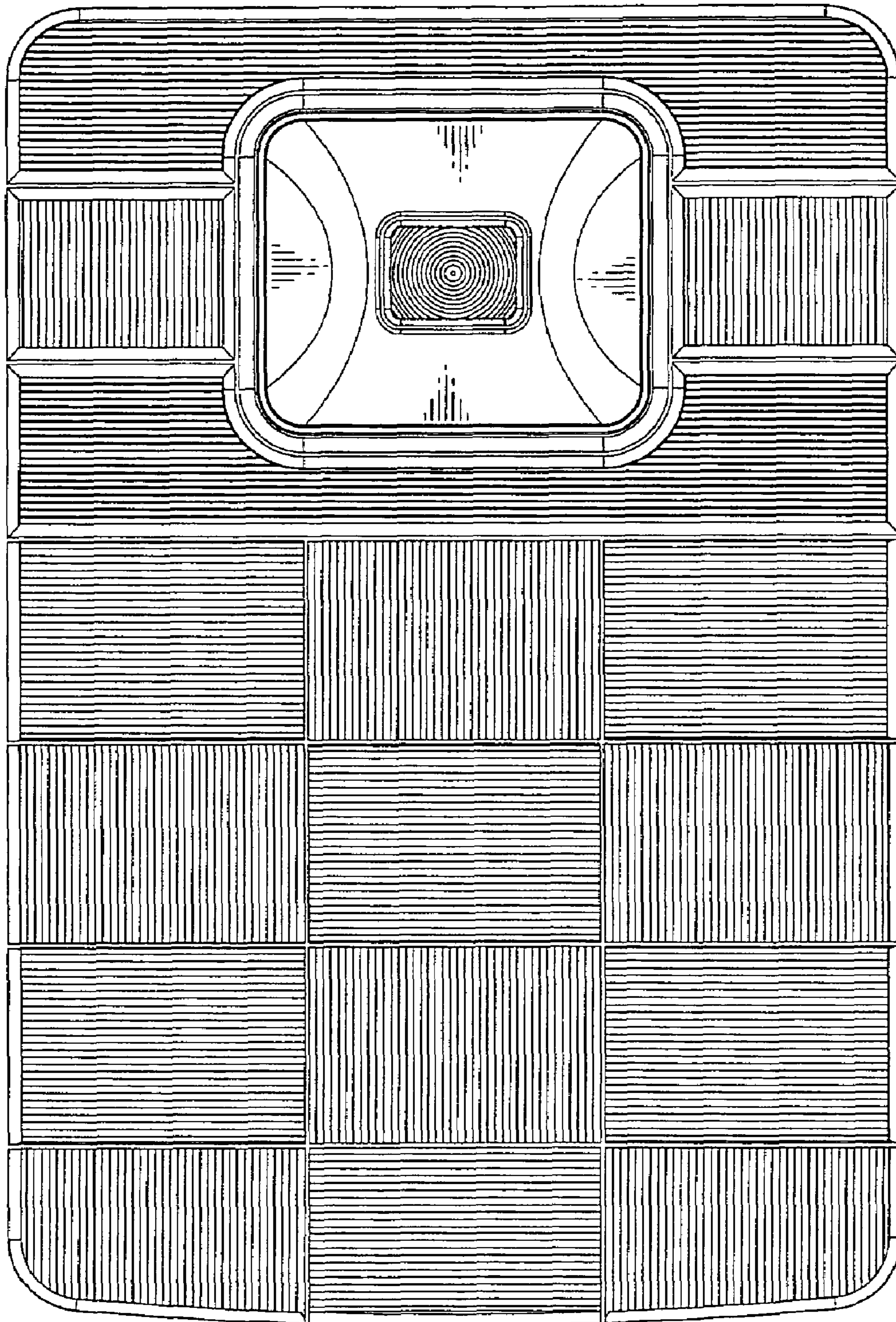


Fig. 2

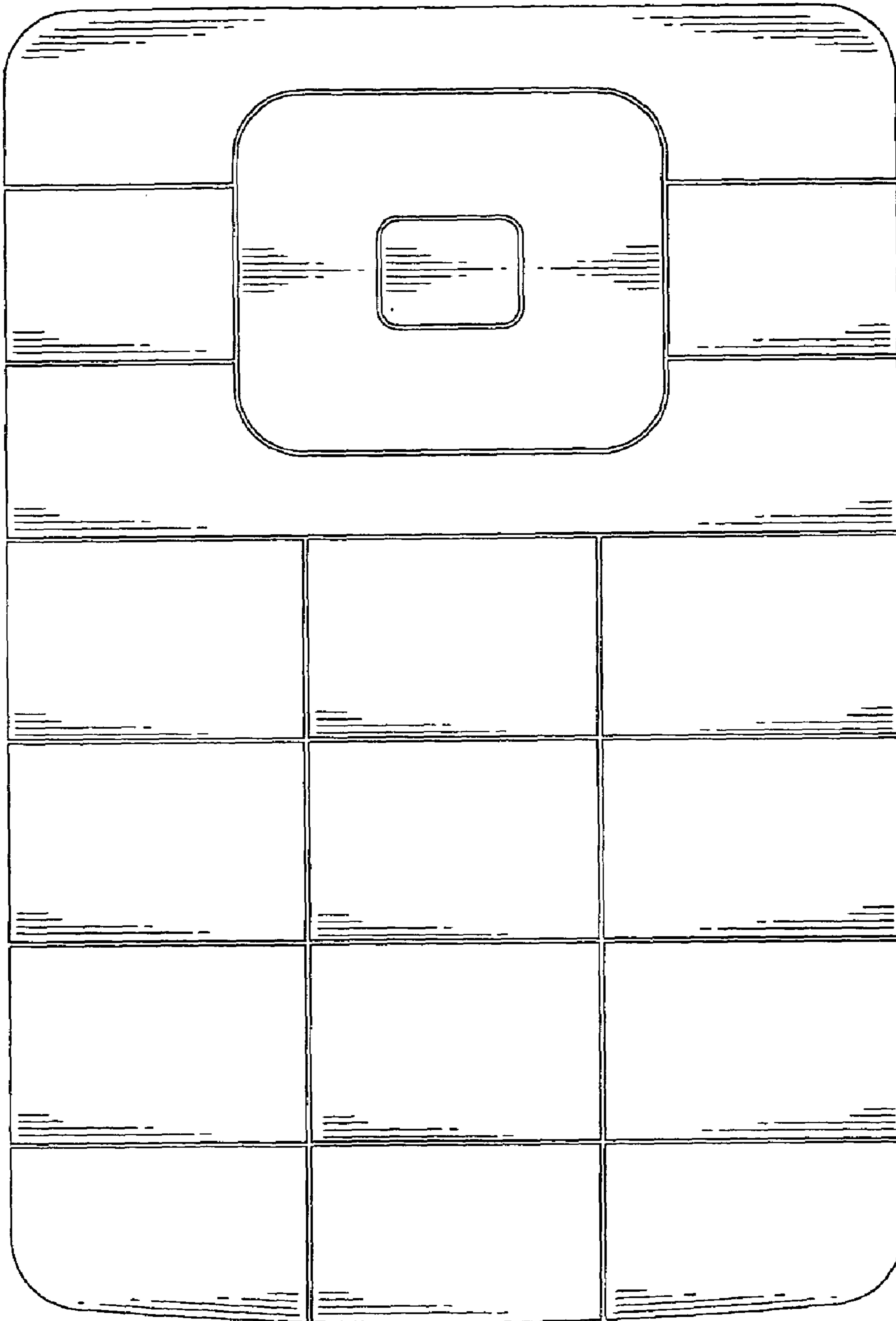


Fig. 3



Fig. 4



Fig. 5



Fig. 6



Fig. 7

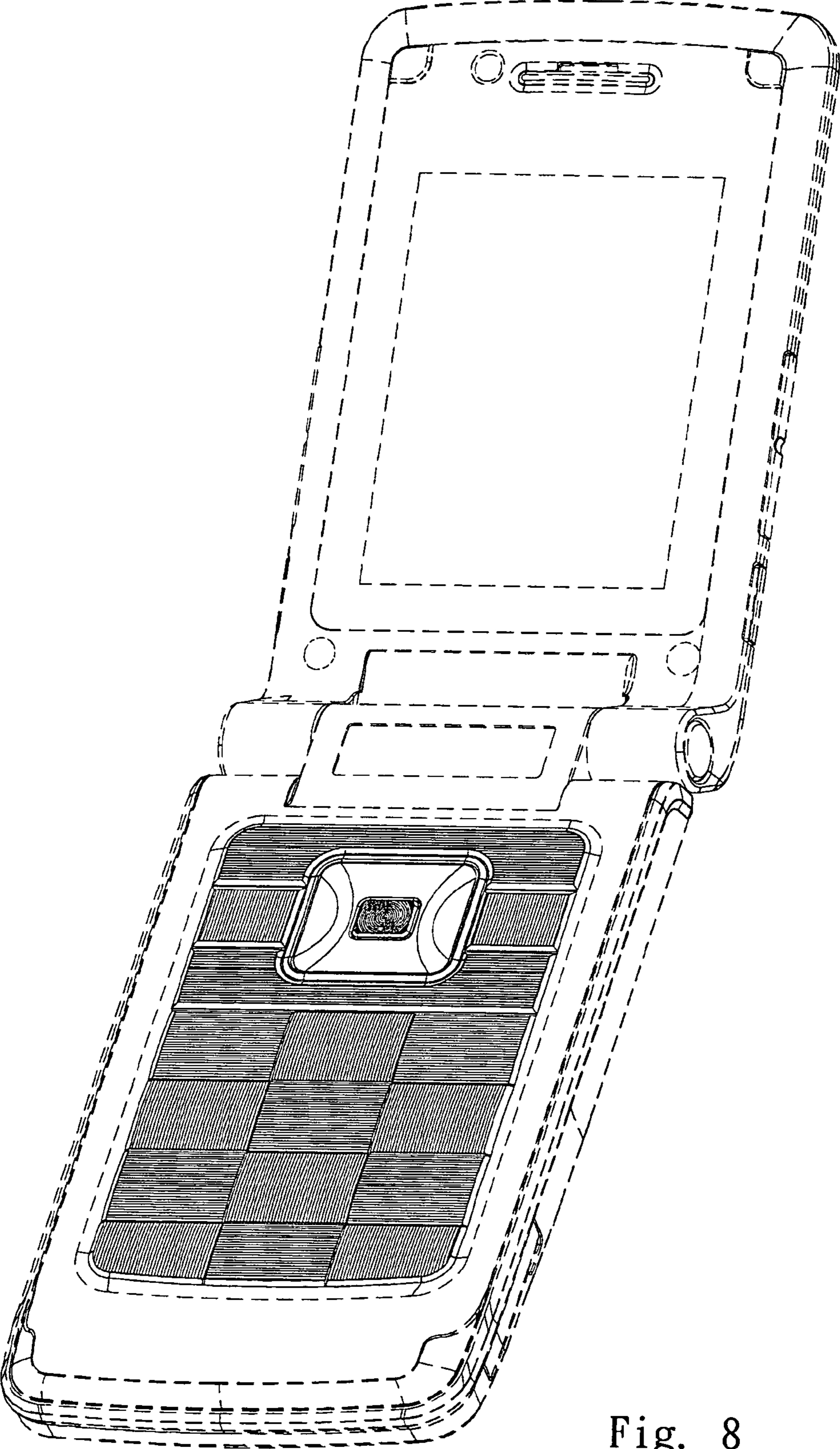


Fig. 8