



US00D576976S

(12) **United States Design Patent**  
**Rieu Piquet**

(10) **Patent No.:** **US D576,976 S**

(45) **Date of Patent:** **\*\* Sep. 16, 2008**

(54) **LCD TV**

D540,279 S \* 4/2007 You et al. .... D14/126  
D546,299 S \* 7/2007 Honda et al. .... D14/126

(75) Inventor: **Sylvain Rieu Piquet**, Shenzhen (CN)

(73) Assignee: **Shenzhen TCL New Technology Co., Ltd.**, Shenzhen (CN)

(\*\*) Term: **14 Years**

(21) Appl. No.: **29/297,587**

(22) Filed: **Nov. 14, 2007**

(51) **LOC (8) Cl.** ..... **14-03**

(52) **U.S. Cl.** ..... **D14/126**

(58) **Field of Classification Search** ..... D14/125-134,  
D14/239, 371, 136, 374-377, 440, 450, 448,  
D14/336, 342; 312/7.2; 348/836, 838, 180,  
348/184, 325, 739; 341/12; 248/917-924,  
248/465; 345/104, 133, 156, 168, 87, 173;  
720/605, 669, 600, 655; 369/99, 197; 455/344,  
455/347; D21/329, 515, 577, 622, 333, 433,  
D21/448, 452, 450, 331; D6/477, 479; 273/148 B;  
446/484, 175, 356; D10/15, 26

See application file for complete search history.

(56) **References Cited**

**U.S. PATENT DOCUMENTS**

D428,009 S \* 7/2000 Jung ..... D14/379  
D536,313 S \* 2/2007 Chen et al. .... D14/126

\* cited by examiner

*Primary Examiner*—Raphael Barkai

(74) *Attorney, Agent, or Firm*—Morris Manning Martin LLP;  
Tim Tingkang Xia, Esq.

(57) **CLAIM**

The ornamental design for a LCD TV, as shown and described.

**DESCRIPTION**

FIG. 1 is a perspective view of a LCD TV of the present invention;

FIG. 2 is a front elevational view thereof;

FIG. 3 is a rear elevational view thereof;

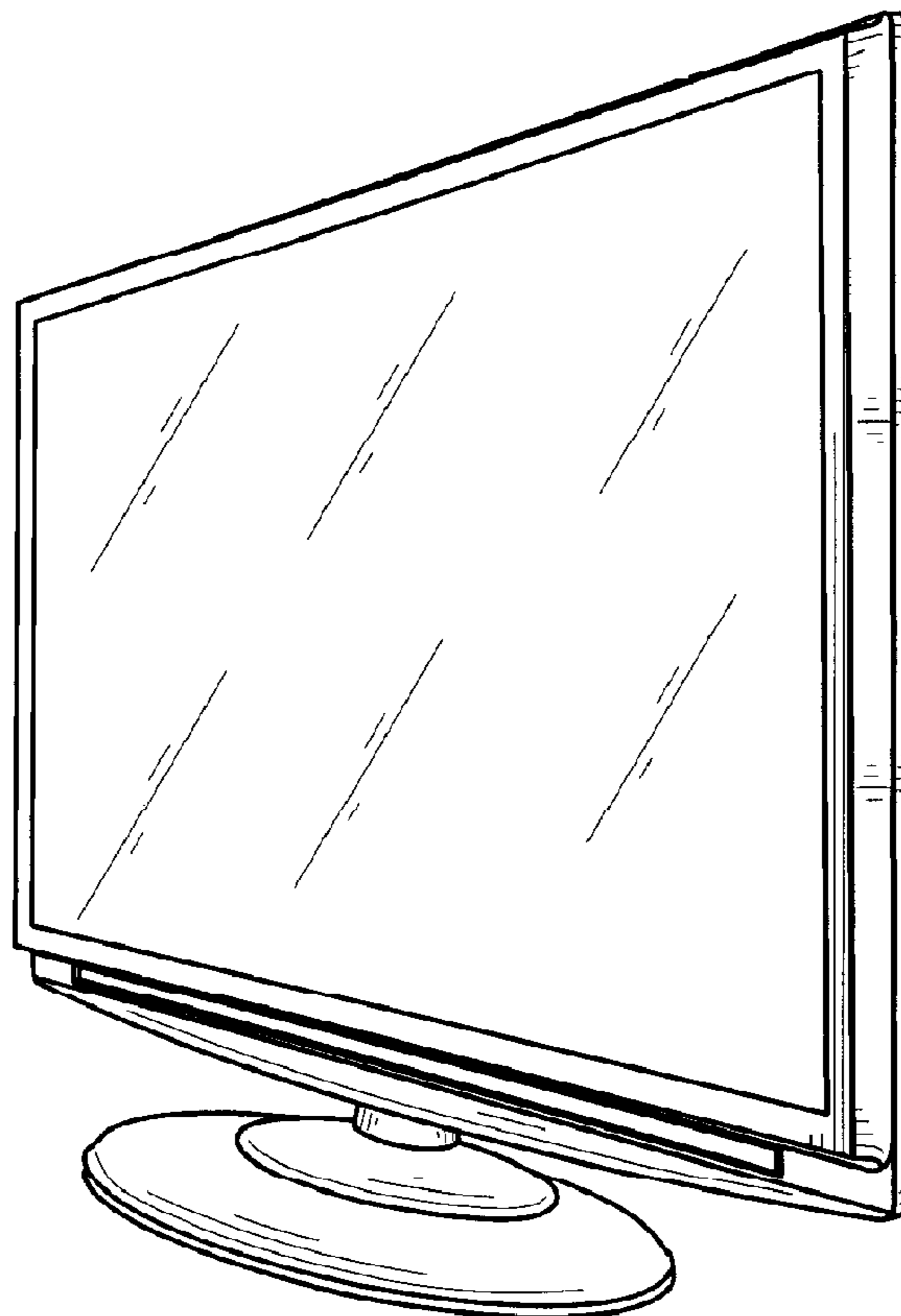
FIG. 4 is a left side elevational view thereof;

FIG. 5 is a right side elevational view thereof; and

FIG. 6 is a top plan view thereof; and,

FIG. 7 is a bottom plan view thereof.

**1 Claim, 7 Drawing Sheets**






FIG. 1

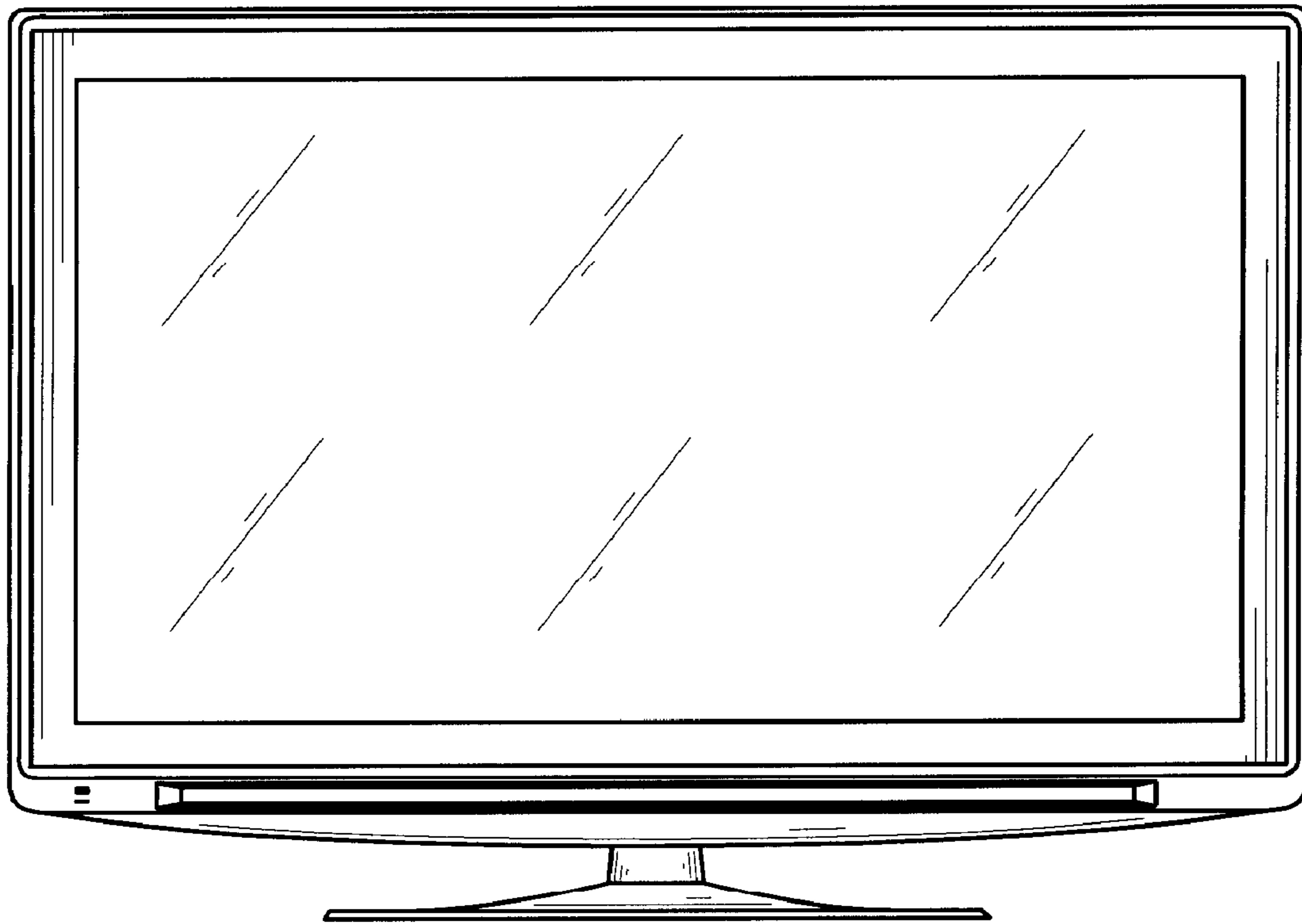


FIG. 2

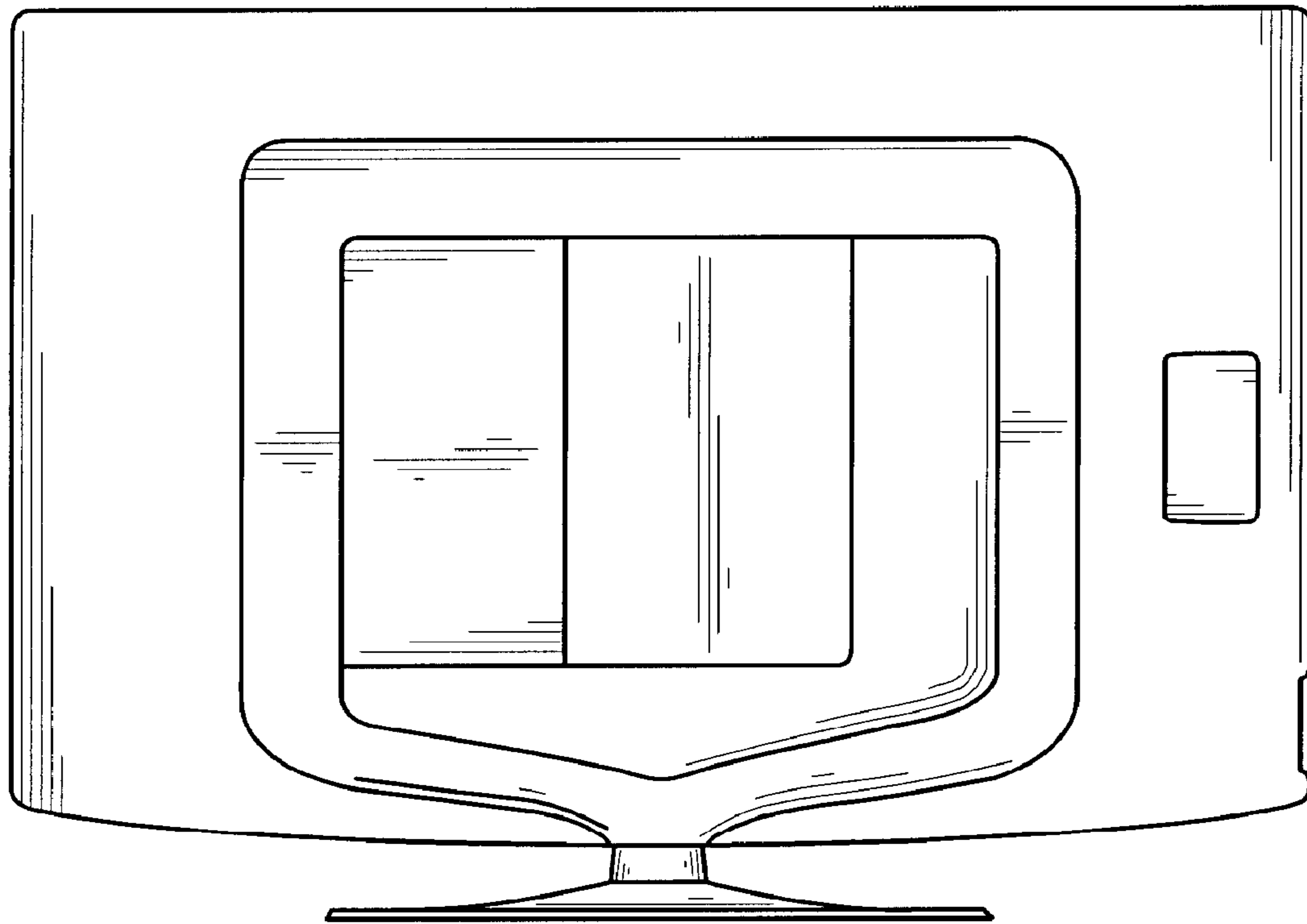


FIG. 3

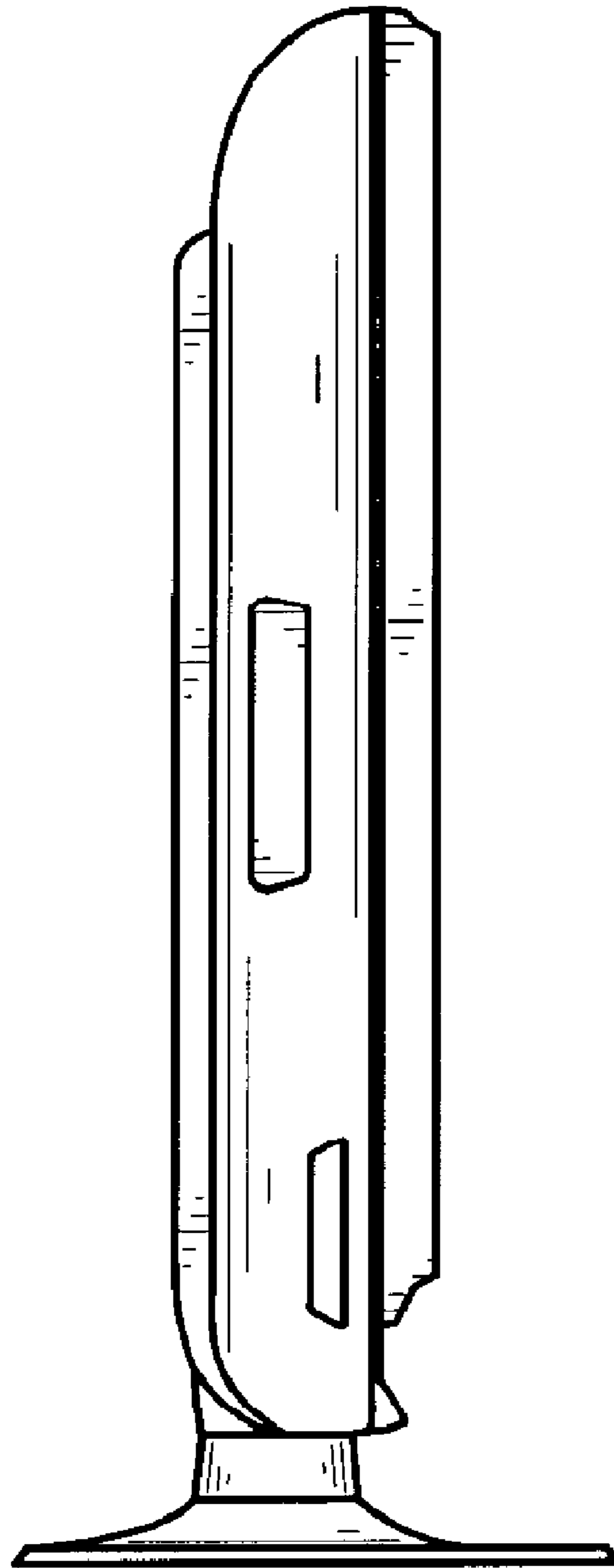


FIG. 4

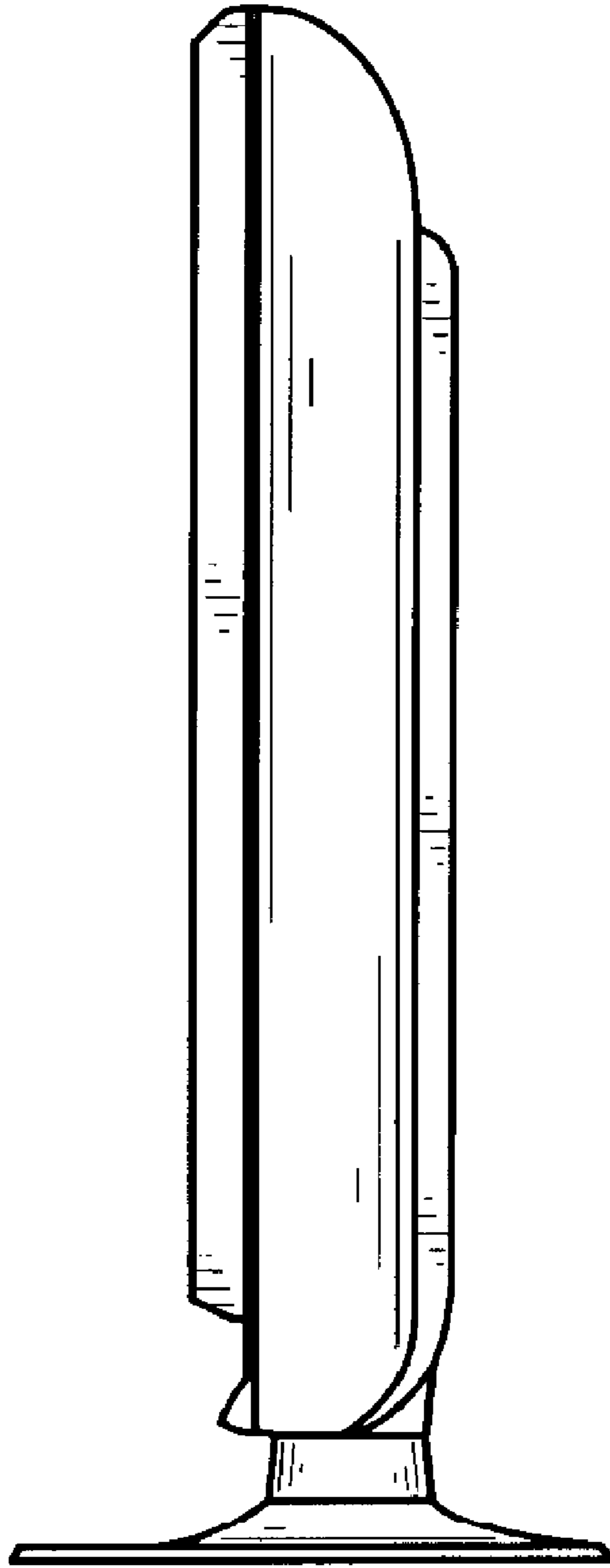


FIG. 5

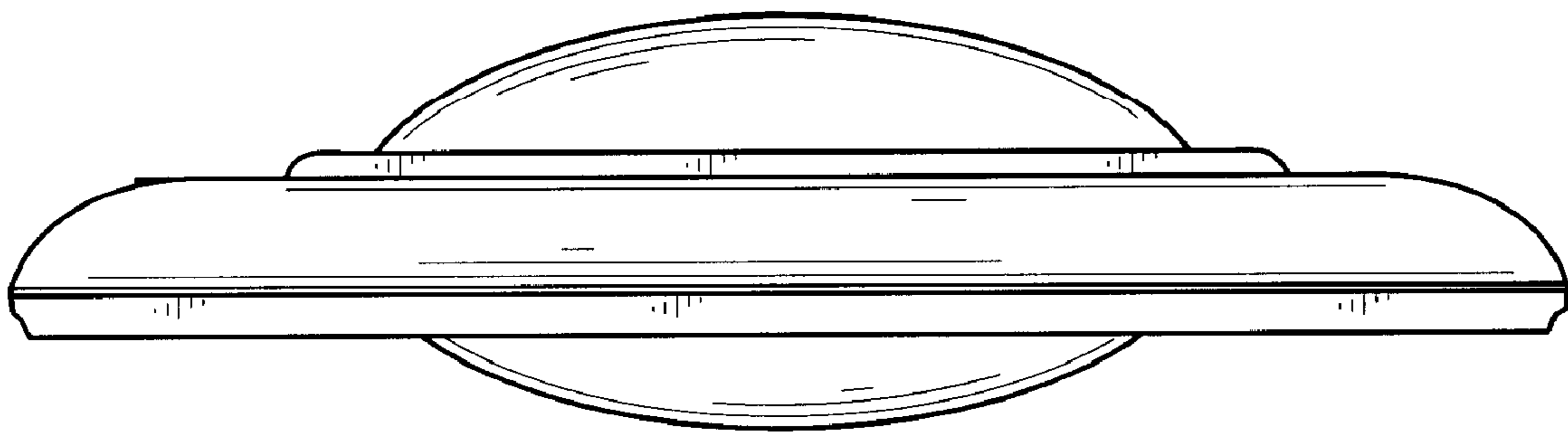


FIG. 6




FIG. 7