



US00D576973S

(12) **United States Design Patent**  
**Lee**

(10) **Patent No.:** **US D576,973 S**  
(45) **Date of Patent:** **\*\* Sep. 16, 2008**

(54) **TELEVISION SET**  
(75) Inventor: **Chien-Kuo Lee**, Taoyuan County (TW)  
(73) Assignee: **Hannspree, Inc.**, Taipei (TW)  
(\*\*) Term: **14 Years**  
(21) Appl. No.: **29/290,415**  
(22) Filed: **Dec. 4, 2007**

D519,953 S \* 5/2006 Hoehn et al. .... D14/129  
D523,829 S \* 6/2006 Hoehn ..... D14/126  
D531,604 S \* 11/2006 Padain ..... D14/126

\* cited by examiner

*Primary Examiner*—Raphael Barkai  
(74) *Attorney, Agent, or Firm*—Birch, Stewart, Kolasch & Birch, LLP

(51) **LOC (8) Cl.** ..... **14-03**  
(52) **U.S. Cl.** ..... **D14/126**  
(58) **Field of Classification Search** ..... D14/125–134,  
D14/239, 371, 236, 374–377, 440, 450, 448,  
D14/336, 342; 312/7.2; 348/110.2, 836,  
348/838, 180, 184, 325, 739; 341/12; 345/104,  
345/133, 156, 168, 87, 173; 720/605, 669,  
720/600, 655; 369/99, 197; 455/344, 347;  
D21/329, 515, 577, 622, 333, 433, 448, 452,  
D21/450, 331; D6/477, 479; 273/148 B;  
446/484, 175, 356; D10/15, 26  
See application file for complete search history.

(57) **CLAIM**

The ornamental design for a television set, as shown and described.

**DESCRIPTION**

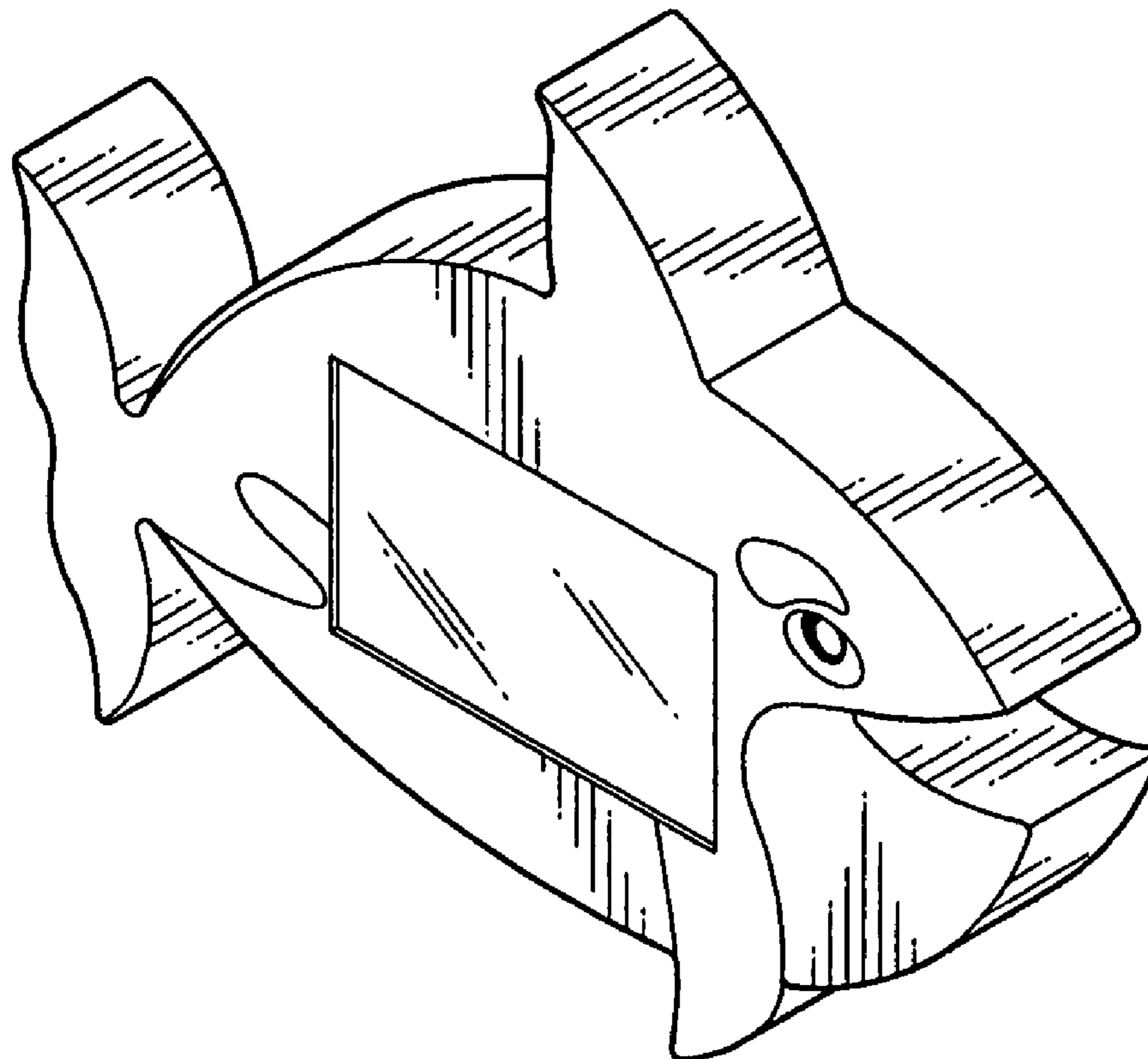
FIG. 1 is a front perspective view of a television set showing my new design;  
FIG. 2 is a front elevational view thereof;  
FIG. 3 is a rear elevational view thereof;  
FIG. 4 is a left side elevational view thereof;  
FIG. 5 is a right side elevational view thereof;  
FIG. 6 is a top plan view thereof; and,  
FIG. 7 is a bottom plan view thereof.

(56) **References Cited**

**U.S. PATENT DOCUMENTS**

D347,246 S \* 5/1994 Wen ..... D21/329  
D399,268 S \* 10/1998 Liu ..... D21/333

**1 Claim, 3 Drawing Sheets**



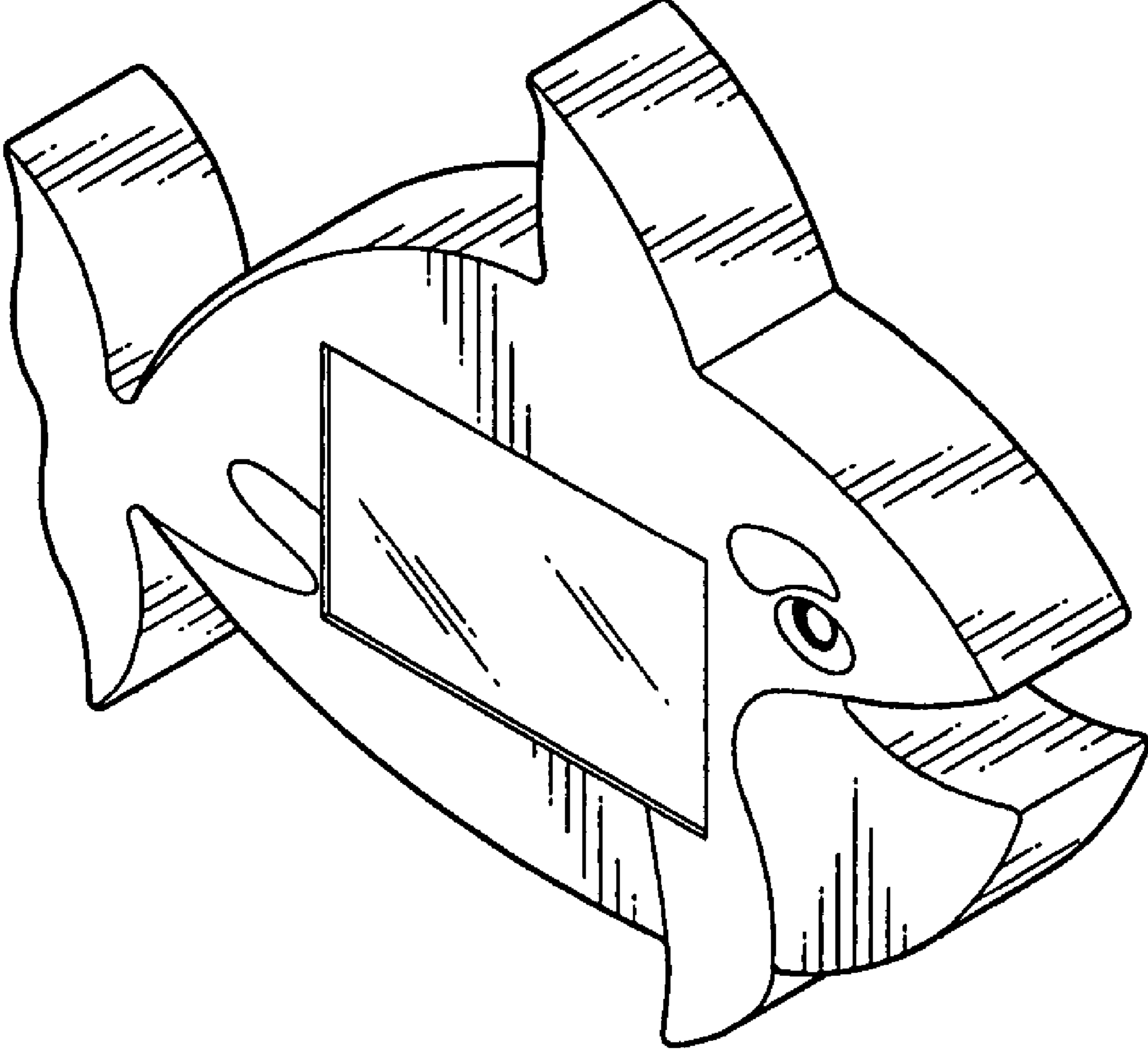


FIG. 1




FIG.2




FIG.3



FIG. 4

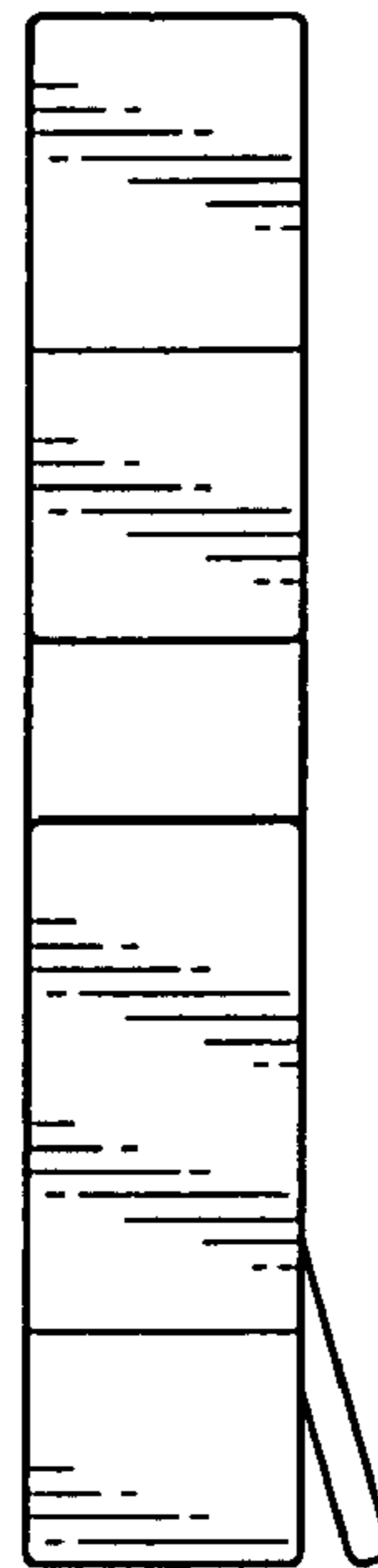


FIG. 5

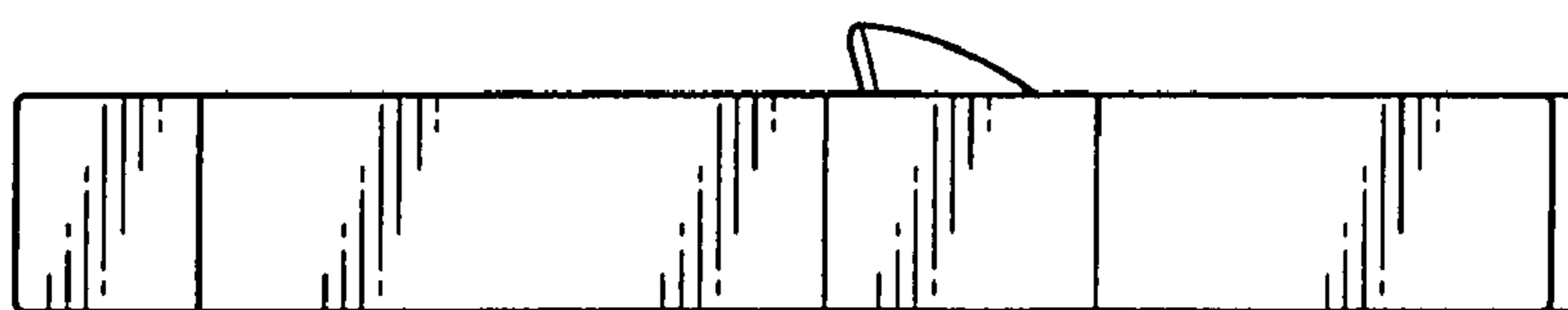


FIG. 6

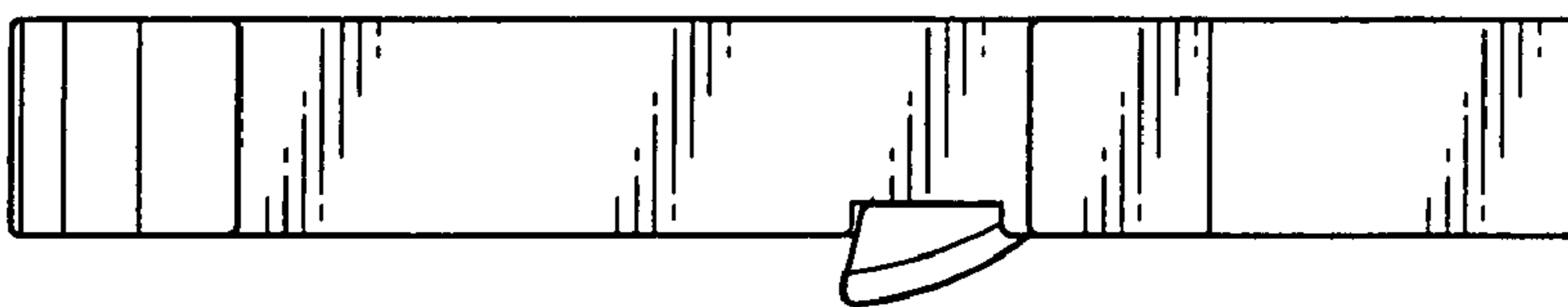


FIG. 7