



US00D576964S

(12) **United States Design Patent**
Shaner

(10) **Patent No.:** **US D576,964 S**

(45) **Date of Patent:** **** Sep. 16, 2008**

(54) **HEAT SINK**

(75) Inventor: **Jeff R. Shaner**, Covington, GA (US)

(73) Assignee: **ABL IP Holding, LLC**, Conyers, GA (US)

(**) Term: **14 Years**

(21) Appl. No.: **29/297,327**

(22) Filed: **Nov. 8, 2007**

(51) **LOC (8) Cl.** **13-03**

(52) **U.S. Cl.** **D13/179**

(58) **Field of Classification Search** D13/179;
165/80.3, 104.33, 151, 122, 185; 257/706,
257/707, 718-722; 361/687, 695, 697, 700,
361/702, 704, 709, 710, 711, 719

See application file for complete search history.

(56) **References Cited**

U.S. PATENT DOCUMENTS

4,715,438	A *	12/1987	Gabuzda et al.	165/185
5,794,685	A *	8/1998	Dean	165/121
D427,946	S *	7/2000	Kuo-An	D12/114
6,152,214	A *	11/2000	Wagner	165/121
6,487,077	B1 *	11/2002	Lin	361/697
6,543,522	B1 *	4/2003	Hegde	165/80.3
D481,688	S *	11/2003	Lee et al.	D13/179

6,657,862	B2 *	12/2003	Crocker et al.	361/697
D490,383	S *	5/2004	Tan et al.	D13/179
7,113,403	B2 *	9/2006	Kuo et al.	361/697
7,193,849	B2 *	3/2007	Xu et al.	361/695
2003/0131970	A1 *	7/2003	Carter et al.	165/80.3

* cited by examiner

Primary Examiner—Selina Sikder

(74) *Attorney, Agent, or Firm*—Kilpatrick, Stockton, LLP

(57) **CLAIM**

The ornamental design for a heat sink, as shown and described.

DESCRIPTION

FIG. 1 shows a perspective view of a heat sink according to the present invention.


FIG. 2 shows a top view of the heat sink of FIG. 1, the bottom view being a mirror image of the top view.

FIG. 3 shows a front view of the heat sink of FIG. 1, the rear view being a mirror image of the front view; and,

FIG. 4 shows a right side view of the heat sink of FIG. 1, the left side view being a mirror image of the right side view.

Portions or features of the heat sink shown in broken lines form no part of the claimed design.

1 Claim, 3 Drawing Sheets






FIG. 1




FIG. 2

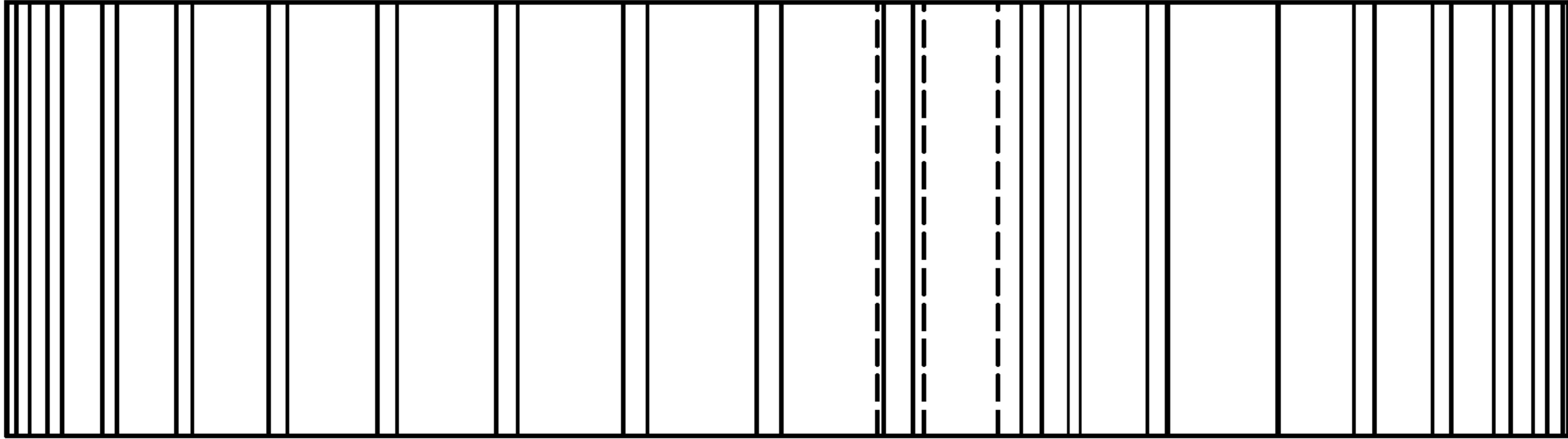


FIG. 3

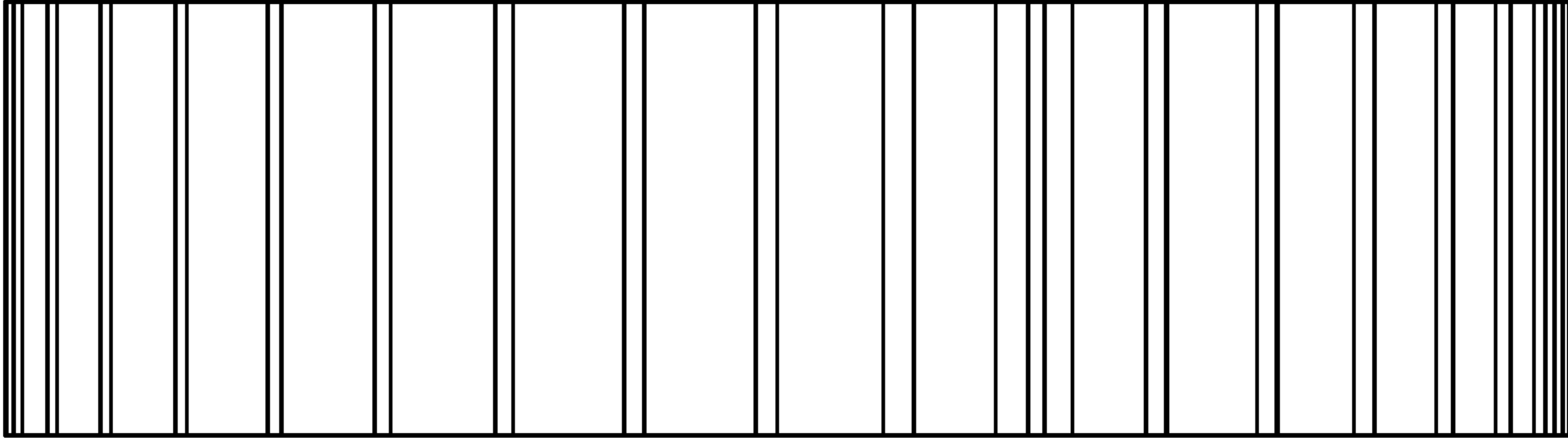


FIG. 4