



US00D576956S

(12) **United States Design Patent**
Sayres

(10) **Patent No.:** **US D576,956 S**
(45) **Date of Patent:** **** Sep. 16, 2008**

(54) **FIBER TROUGH BASE**

FOREIGN PATENT DOCUMENTS

(75) Inventor: **Derek Sayres**, Lonsdale, MN (US)

DE 1 130 492 5/1962

(73) Assignee: **ADC Telecommunications, Inc.**, Eden Prairie, MN (US)

(Continued)

(**) Term: **14 Years**

OTHER PUBLICATIONS

(21) Appl. No.: **29/276,487**

International Search Report mailed Jan. 29, 2007 (PCT/US2006/038648).

(22) Filed: **Jan. 26, 2007**

(Continued)

(51) **LOC (8) Cl.** **13-03**

Primary Examiner—Cathron Brooks

(52) **U.S. Cl.** **D13/155**

Assistant Examiner—Rosemary K Tarcza

(58) **Field of Classification Search** D8/356;
D13/154–157, 184; 104/275; 138/106–107,
138/112–113, 116–117, 155–158, 162–163,
138/166–169, 174; 14/169.5; 174/101, 38,
174/68.1, 68.3, 72 A, 72 C, 75 R, 84 R, 91,
174/92, 95, 97, 135; 385/134, 136; 248/68.1;
403/293, 294

(74) *Attorney, Agent, or Firm*—Merchant & Gould P.C.

See application file for complete search history.

(57) **CLAIM**

The ornamental design for the fiber trough base, as shown and described.

(56) **References Cited**

DESCRIPTION

U.S. PATENT DOCUMENTS

799,320 A	9/1905	Franks	
D175,586 S *	9/1955	Cataldo	D13/155
3,035,800 A *	5/1962	McLeod	248/68.1
3,351,699 A	11/1967	Merckle	
3,761,603 A	9/1973	Hays	
D237,500 S *	11/1975	Legerius	D13/155
3,927,698 A	12/1975	Johannsen	
4,077,434 A	3/1978	Sieckert	
4,373,306 A *	2/1983	Rech	52/98
4,907,767 A	3/1990	Corsi	
4,951,716 A	8/1990	Tsunoda	

FIG. 1 is a top perspective view of the fiber trough base.

FIG. 2 is a second top perspective view thereof.

FIG. 3 is a first bottom perspective view thereof.

FIG. 4 is a second bottom perspective view thereof.

FIG. 5 is a first side view thereof.

FIG. 6 is a second side view thereof.

FIG. 7 is a third side view thereof.

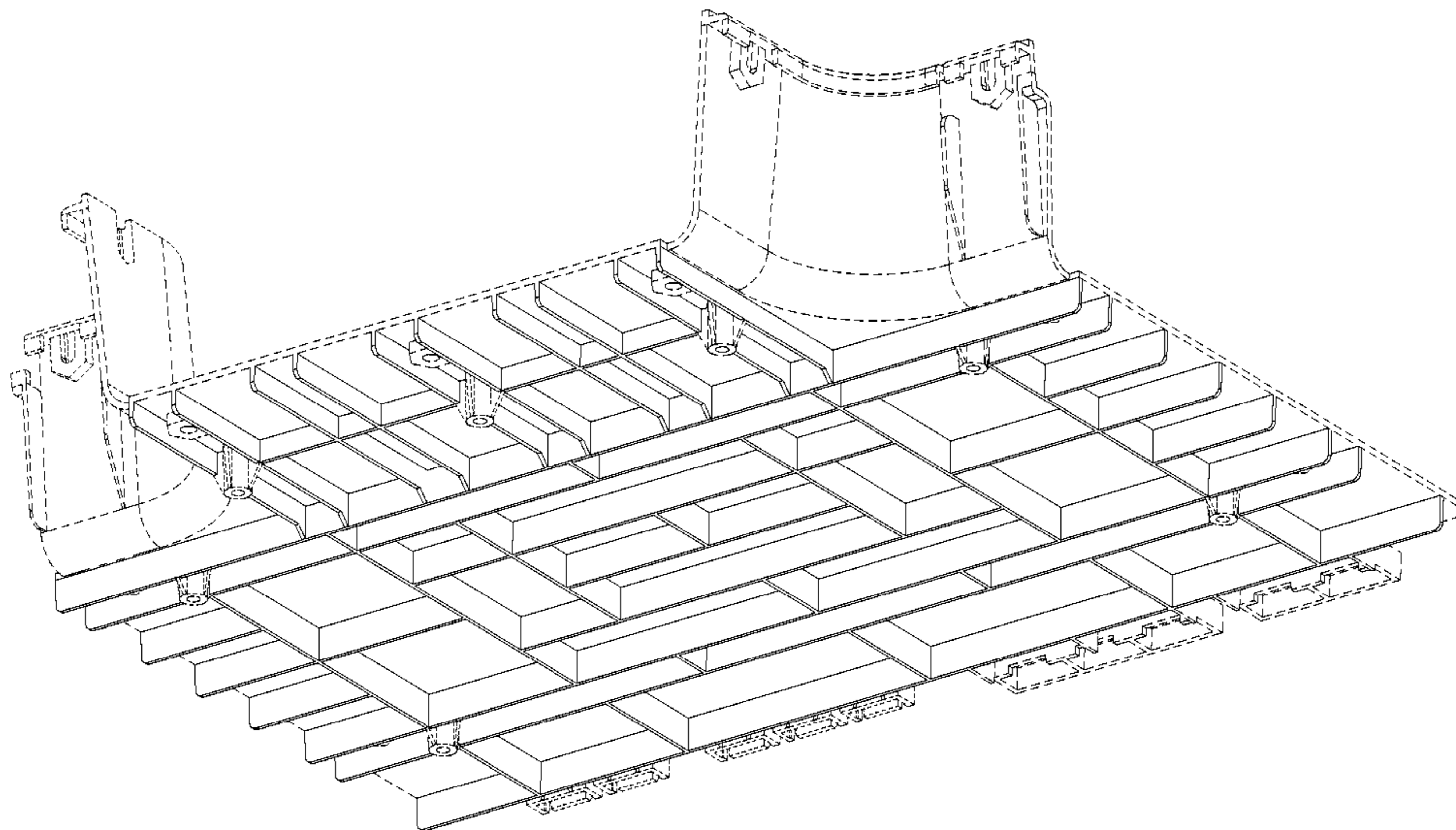
FIG. 8 is a fourth side view thereof; and,

FIG. 9 is a bottom view thereof.

The broken line showing aspects of the fiber trough horizontal T component is for the purpose of illustrating environmental structure and forms no part of the claimed design.

(Continued)

1 Claim, 7 Drawing Sheets



US D576,956 S

Page 2

U.S. PATENT DOCUMENTS

D320,782 S * 10/1991 Henneberger D13/155
 D320,976 S * 10/1991 Henneberger D13/155
 D321,682 S 11/1991 Henneberger
 D321,862 S 11/1991 Henneberger
 5,067,678 A 11/1991 Henneberger
 D322,596 S * 12/1991 Henneberger D13/155
 5,160,811 A 11/1992 Ritzmann
 5,161,580 A 11/1992 Klug
 5,240,209 A 8/1993 Kutsch
 5,271,585 A 12/1993 Zetena, Jr.
 5,316,243 A 5/1994 Henneberger
 5,316,244 A 5/1994 Zetena, Jr.
 5,335,349 A 8/1994 Kutsch
 5,469,893 A 11/1995 Caveney
 5,503,354 A 4/1996 Lohf
 5,715,099 A * 2/1998 Takemoto 359/819
 5,752,781 A 5/1998 Haataja
 5,753,855 A 5/1998 Nicoli
 5,899,025 A 5/1999 Casey
 5,923,753 A 7/1999 Haataja
 5,937,131 A 8/1999 Haataja
 D415,471 S * 10/1999 Henry D13/155
 5,995,699 A 11/1999 Vargas
 D419,962 S * 2/2000 Caveney D13/155
 6,023,024 A * 2/2000 Stjerneby 174/95
 6,037,538 A 3/2000 Brooks
 6,037,543 A 3/2000 Nicoli
 6,076,779 A 6/2000 Johnson
 6,107,575 A 8/2000 Miranda
 6,198,047 B1 3/2001 Barr
 6,450,458 B1 9/2002 Bernard
 6,522,823 B1 2/2003 Wentworth
 6,535,683 B1 3/2003 Johnson
 6,559,378 B1 5/2003 Bernard
 6,603,073 B2 * 8/2003 Ferris 174/68.3
 6,625,373 B1 9/2003 Wentworth
 6,631,875 B1 10/2003 Kampf
 6,634,605 B2 10/2003 Bernard
 6,708,918 B2 3/2004 Ferris
 6,709,186 B2 3/2004 Ferris
 6,715,719 B2 4/2004 Nault
 6,727,434 B2 4/2004 Jadaud
 6,739,795 B1 5/2004 Haataja
 7,034,227 B2 4/2006 Fox
 7,045,707 B1 5/2006 Galasso
 2002/0096606 A1 7/2002 Bernard

2003/0047343 A1 3/2003 Ferris
 2004/0124321 A1 7/2004 Kampf
 2004/0159750 A1 * 8/2004 Ferris et al. 248/68.1
 2007/0092196 A1 4/2007 Bayazit

FOREIGN PATENT DOCUMENTS

DE 37 42 448 A1 6/1989
 DE 296 10 947 U1 8/1996
 EP 0 863 594 A2 9/1998
 EP 0 933 850 A1 8/1999
 FR 2 238 828 2/1975
 FR 2 735 557 A1 12/1996
 JP 5-172281 A 7/1993
 SU 1272387 A1 11/1986

OTHER PUBLICATIONS

ADC Telecommunications brochure entitled "FiberGuide® Fiber Management Systems," 33 pages, dated Oct. 1995.
 Warren & Brown & Staff brochure pages entitled "lightpaths," Issue 2, 11 pages, dated 1995.
 ADC Telecommunications brochure entitled "Fiber Guide™ Fiber Management System," 6 pages, dated Jun. 1989.
 ADC Telecommunications brochure entitled "ADC FiberGuide® System Express Exit™ 2x2," 2 pages, dated May 1999.
 ADC Telecommunications brochure entitled "FiberGuide® Fiber Management Systems," 37 pages, dated Jun. 1998.
 ADC Telecommunications brochure entitled FiberGuide® Fiber Management Systems, 56 pages, dated Sep. 2000.
 ADC Telecommunications brochure entitled FiberGuide® Fiber Management Systems, 90 pages, dated May 2005.
 U.S. Appl. No. 29/276,478 filed on Jan. 26, 2007.
 U.S. Appl. No. 29/276,479 filed on Jan. 26, 2007.
 U.S. Appl. No. 29/276,480 filed on Jan. 26, 2007.
 U.S. Appl. No. 29/276,481 filed on Jan. 26, 2007.
 U.S. Appl. No. 29/276,482 filed on Jan. 26, 2007.
 U.S. Appl. No. 29/276,483 filed on Jan. 26, 2007.
 U.S. Appl. No. 29/276,485 filed on Jan. 26, 2007.
 U.S. Appl. No. 29/276,486 filed on Jan. 26, 2007.
 U.S. Appl. No. 29/276,488 filed on Jan. 26, 2007.
 U.S. Appl. No. 29/276,489 filed on Jan. 26, 2007.
 U.S. Appl. No. 29/276,490 filed on Jan. 26, 2007.
 U.S. Appl. No. 29/276,507 filed on Jan. 26, 2007.
 U.S. Appl. No. 11/698,799 filed on Jan. 26, 2007.
 Various Components of ADC's 4 x4 FiberGuide® System.
 Various Components of ADC's 4 x6 FiberGuide® System.
 Various Components of ADC's 4 x12 FiberGuide® System.

* cited by examiner

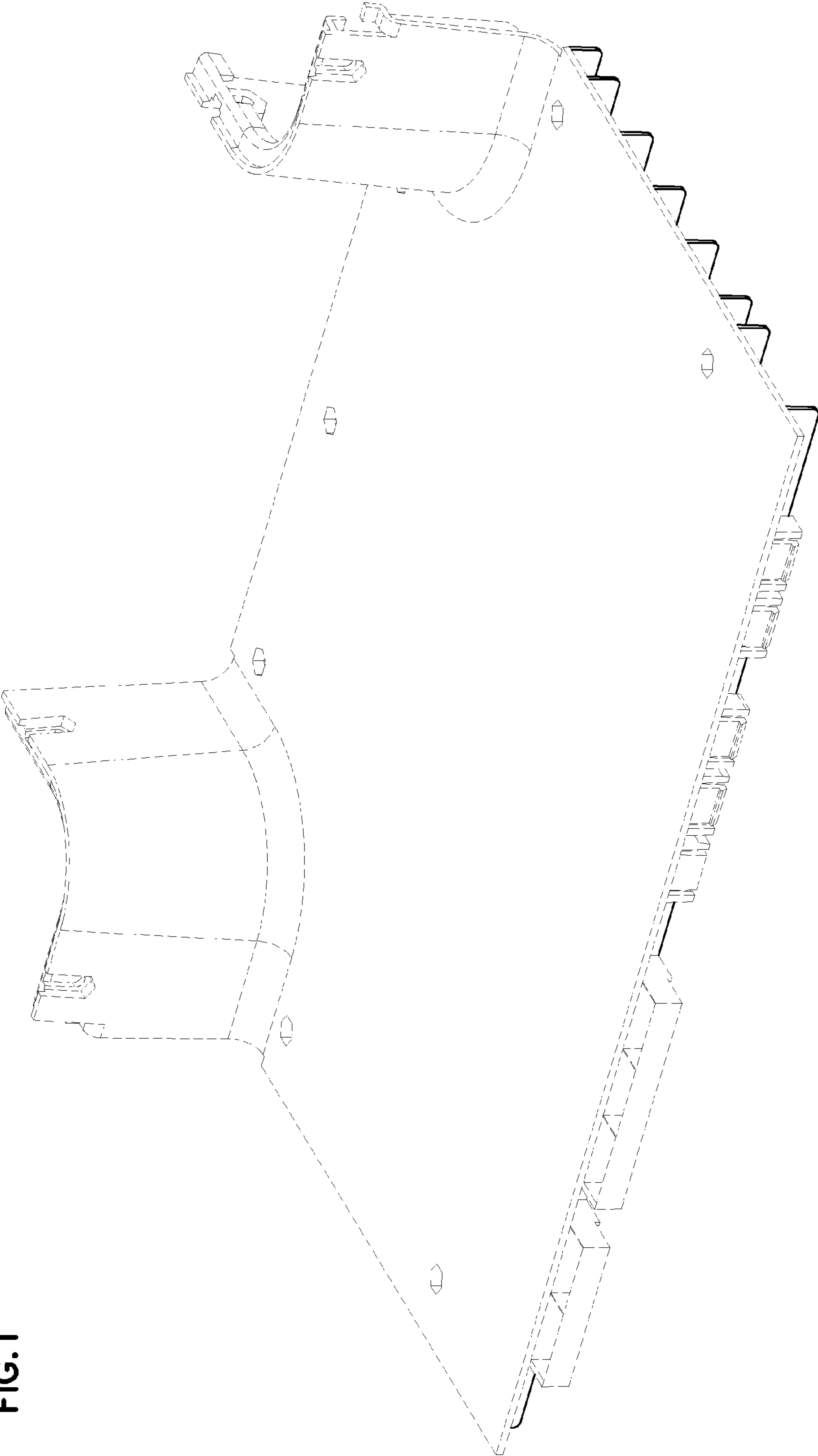
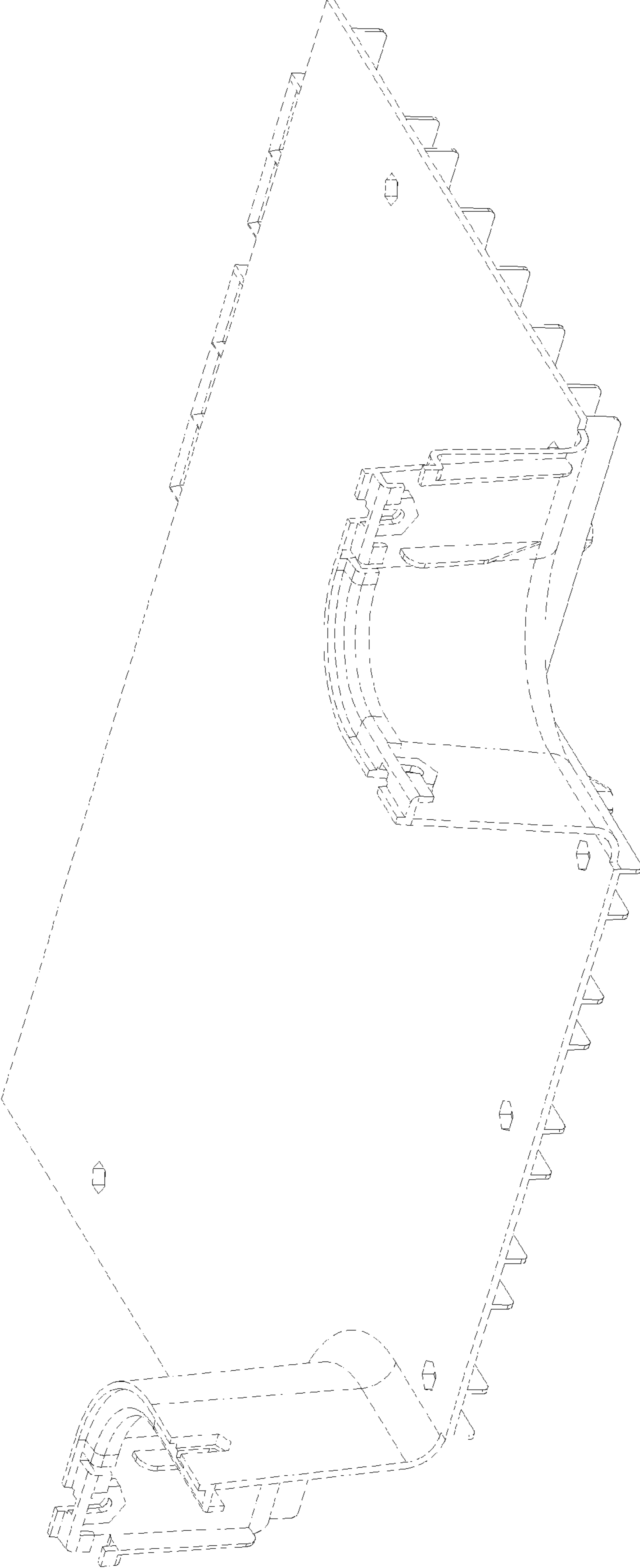


FIG. 1

FIG.2



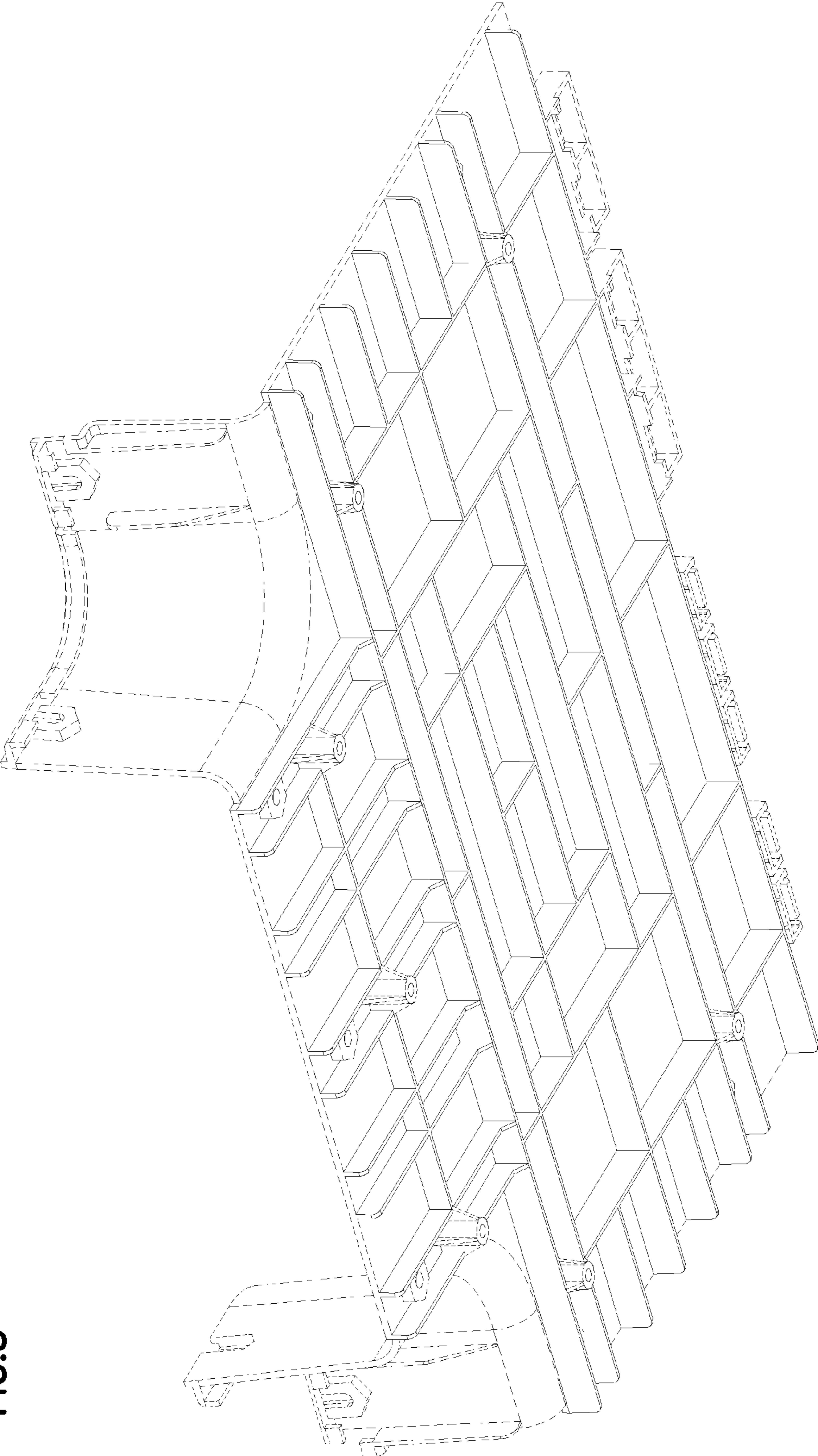


FIG.3

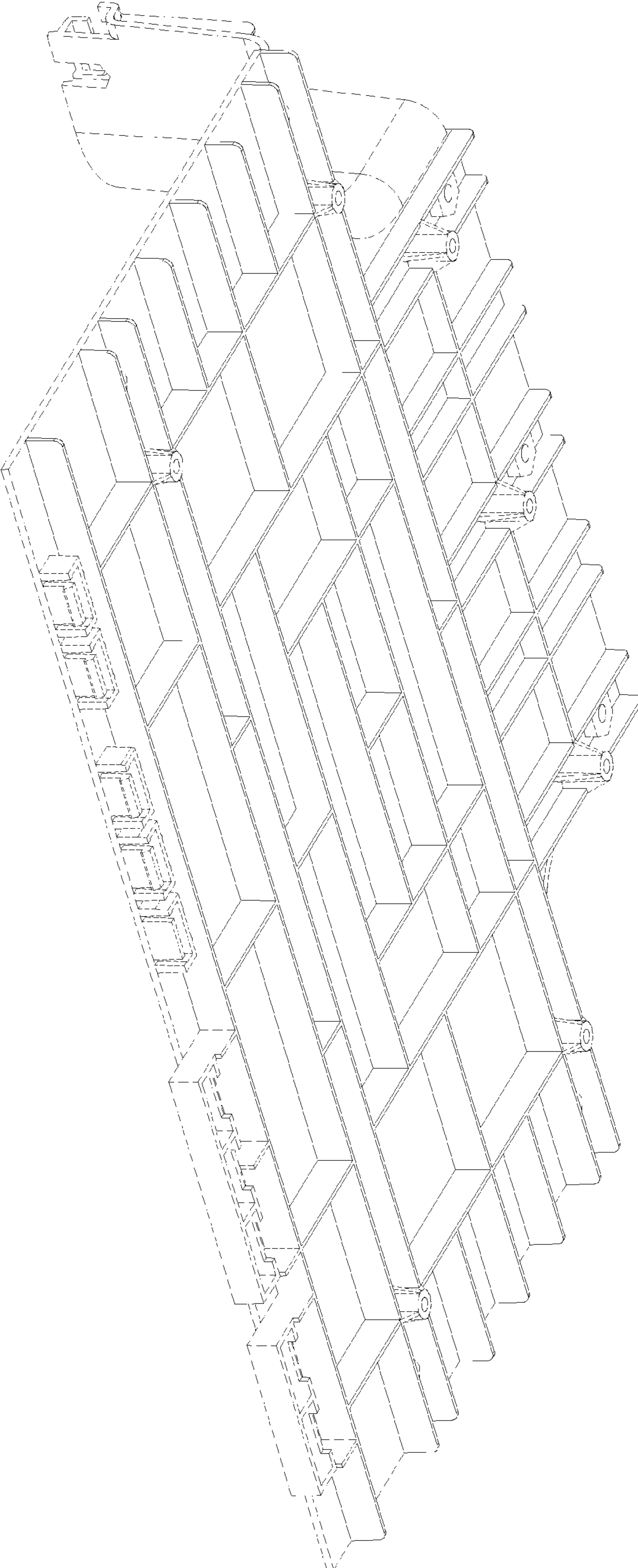


FIG.4

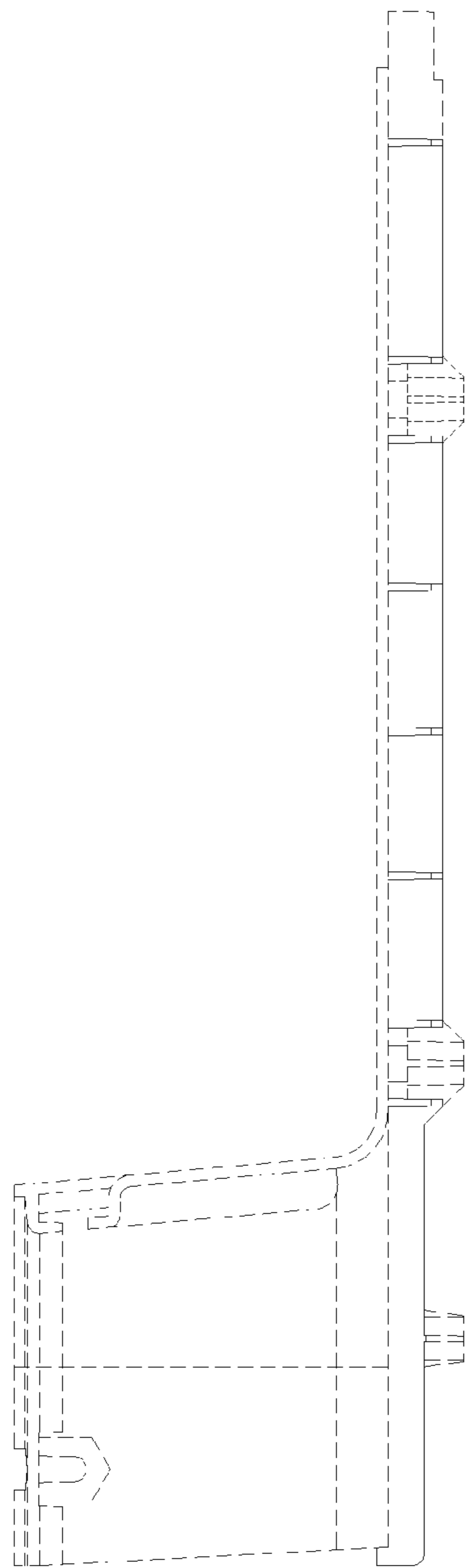


FIG. 5

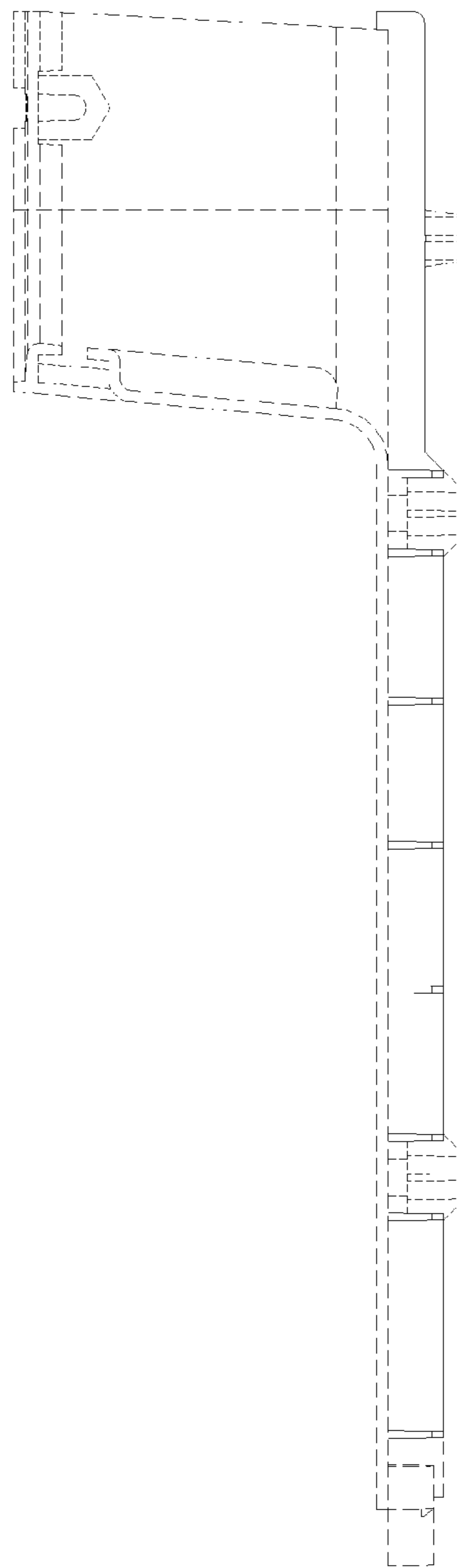


FIG. 8

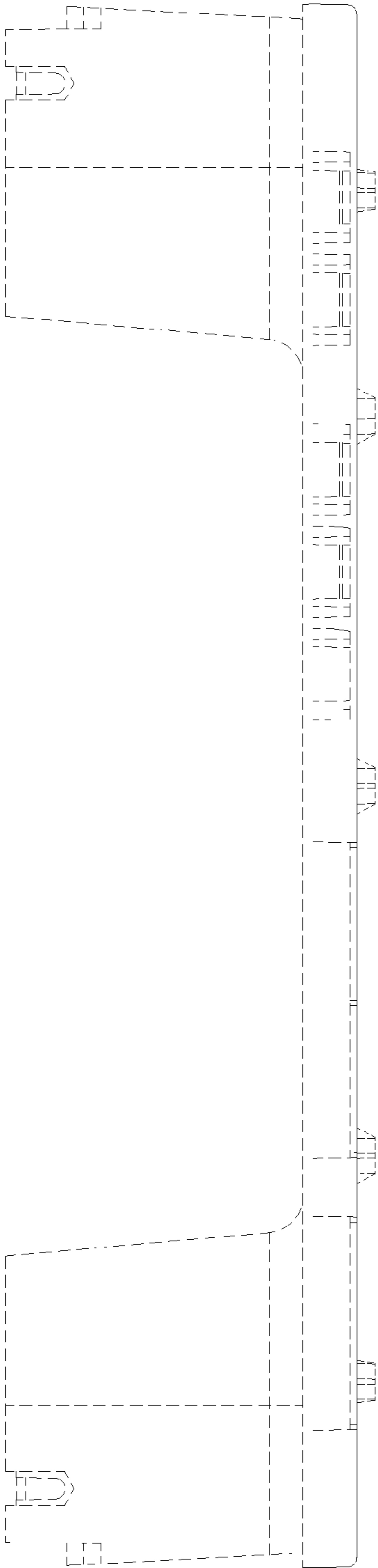


FIG. 6

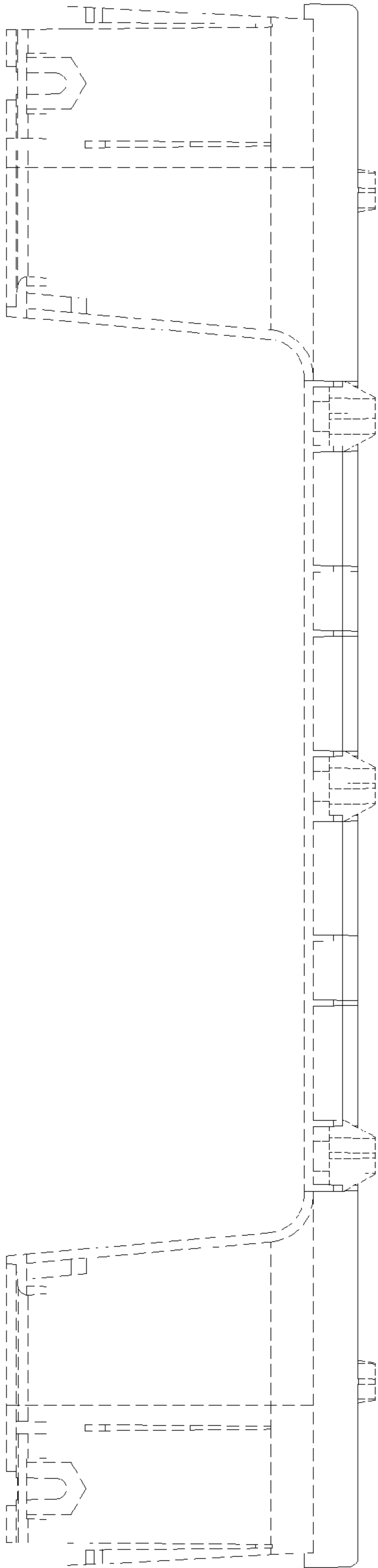


FIG. 7

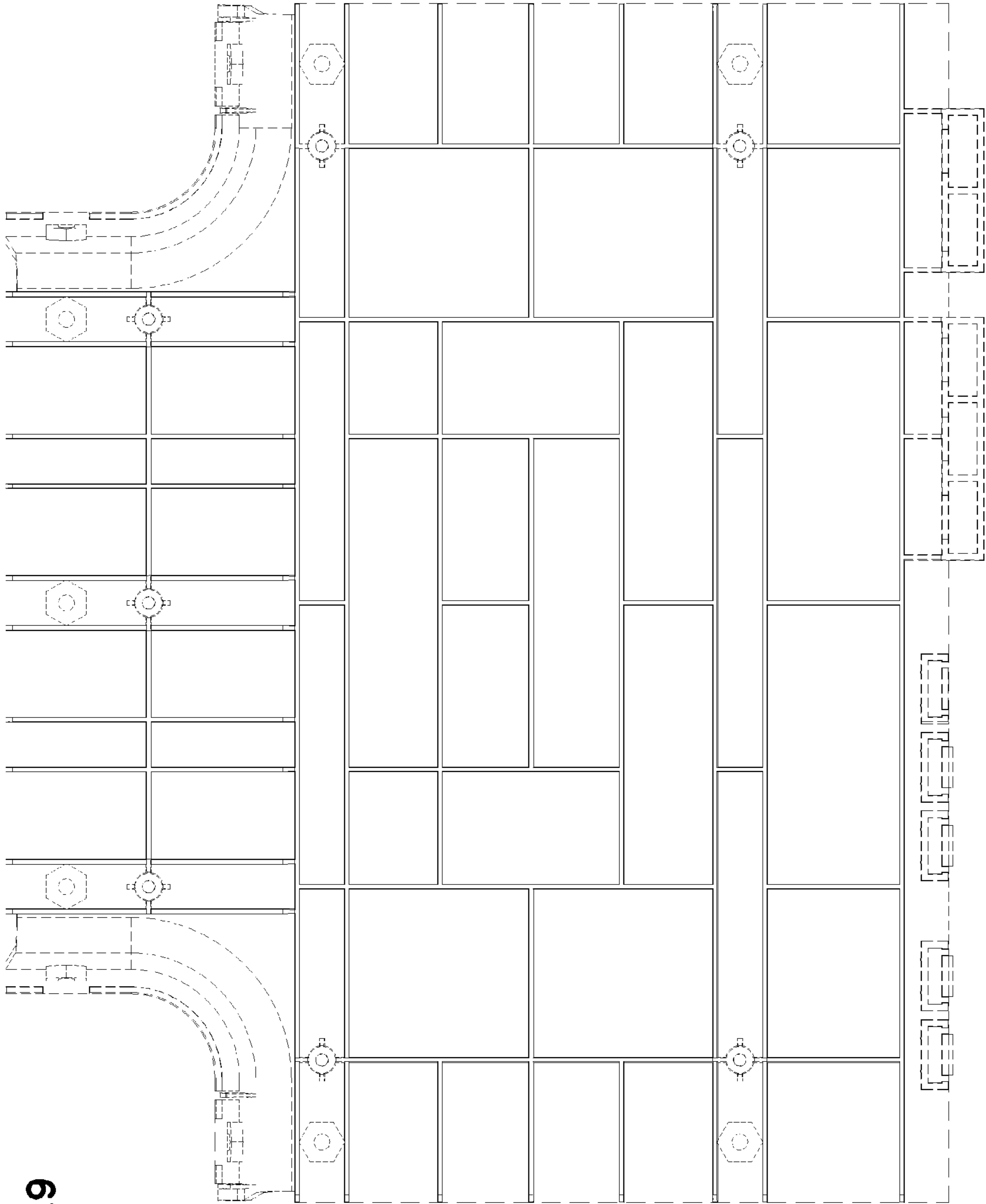


FIG. 9

UNITED STATES PATENT AND TRADEMARK OFFICE
CERTIFICATE OF CORRECTION

PATENT NO. : Des. 576,956 S
APPLICATION NO. : 29/276487
DATED : September 16, 2008
INVENTOR(S) : Derek Sayres

Page 1 of 2

It is certified that error appears in the above-identified patent and that said Letters Patent is hereby corrected as shown below:

The sheet of drawings consisting of figures 6 and 7 should be deleted to appear as per attached figures.

Signed and Sealed this

Twenty-third Day of February, 2010

A handwritten signature in black ink that reads "David J. Kappos". The signature is written in a cursive style with a large, stylized 'D' and 'K'.

David J. Kappos
Director of the United States Patent and Trademark Office

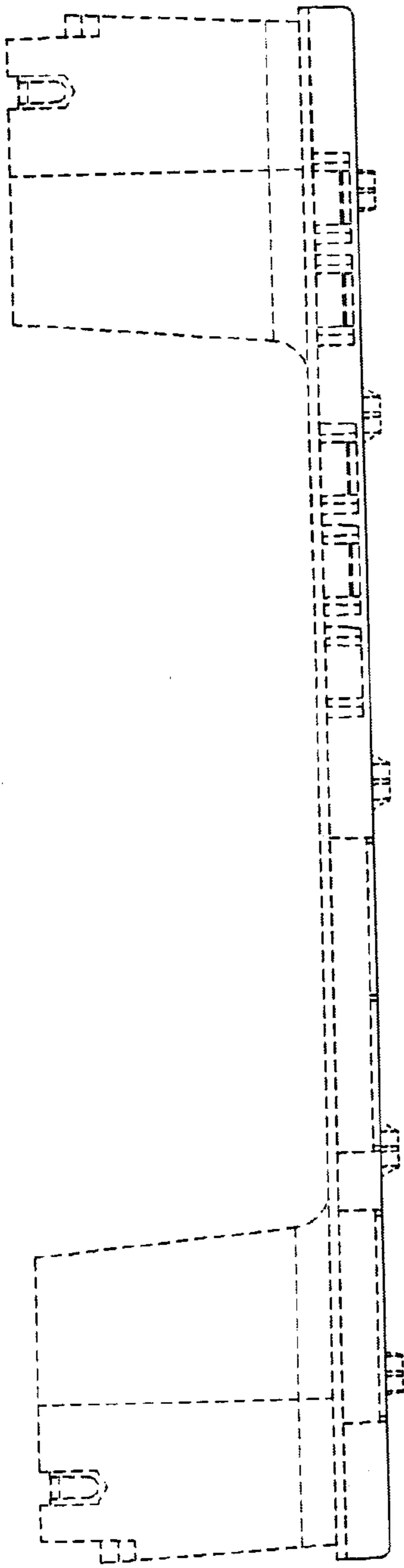


FIG. 6

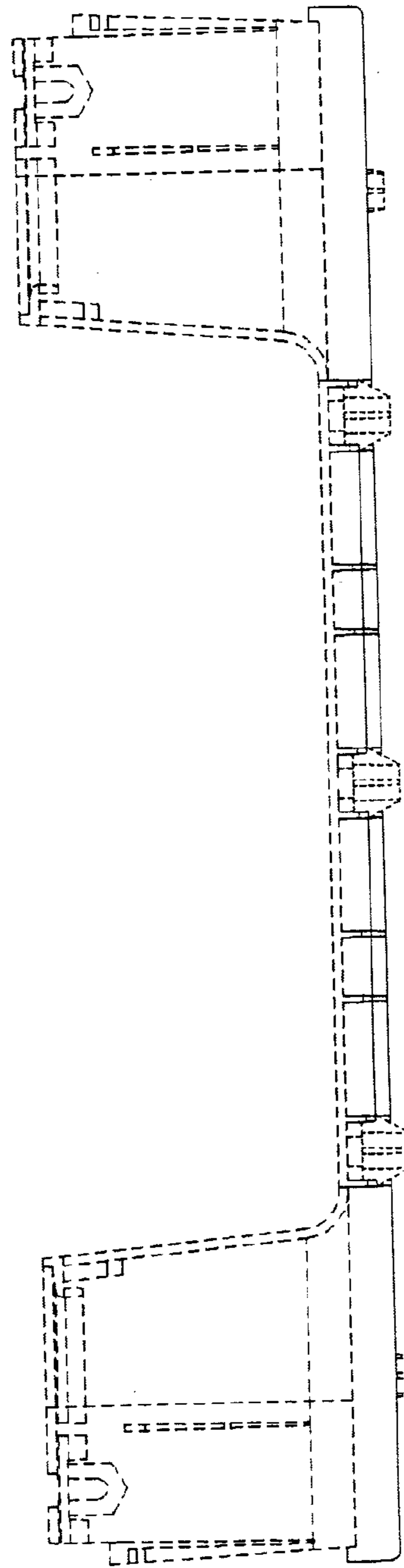


FIG. 7