



US00D576948S

(12) **United States Design Patent**
Bernstine

(10) **Patent No.:** **US D576,948 S**
(45) **Date of Patent:** **** Sep. 16, 2008**

(54) **COVER FOR MECHANICAL CABLE
TERMINATION**

(75) **Inventor:** **Robert Bernstine**, Chesapeake City, MD
(US)

(73) **Assignee:** **Gore Enterprise Holdings**, Newark, DE
(US)

(**) **Term:** **14 Years**

(21) **Appl. No.:** **29/283,223**

(22) **Filed:** **Aug. 8, 2007**

(51) **LOC (8) Cl.** **13-03**

(52) **U.S. Cl.** **D13/133; D13/154**

(58) **Field of Classification Search** D13/133,
D13/154, 156, 199; 439/447, 901, 730, 519,
439/521, 523; 174/138 F, 74 R, 74 A; 361/669,
361/823

See application file for complete search history.

(56) **References Cited**

U.S. PATENT DOCUMENTS

5,516,985 A * 5/1996 Merkel et al. 174/74 A
D405,056 S * 2/1999 Lee D13/154

D437,294 S * 2/2001 Amin D13/156
D491,144 S * 6/2004 Jiang D13/147
D509,803 S * 9/2005 Titchener D13/156
D566,044 S * 4/2008 D'Arco et al. D13/133
D566,653 S * 4/2008 Sakamoto D13/133

* cited by examiner

Primary Examiner—Daniel D Bui

Assistant Examiner—Thomas J Johannes

(74) *Attorney, Agent, or Firm*—Richard W. Ellis

(57) **CLAIM**

The ornamental design for a cover for mechanical cable termination, as shown and described.

DESCRIPTION

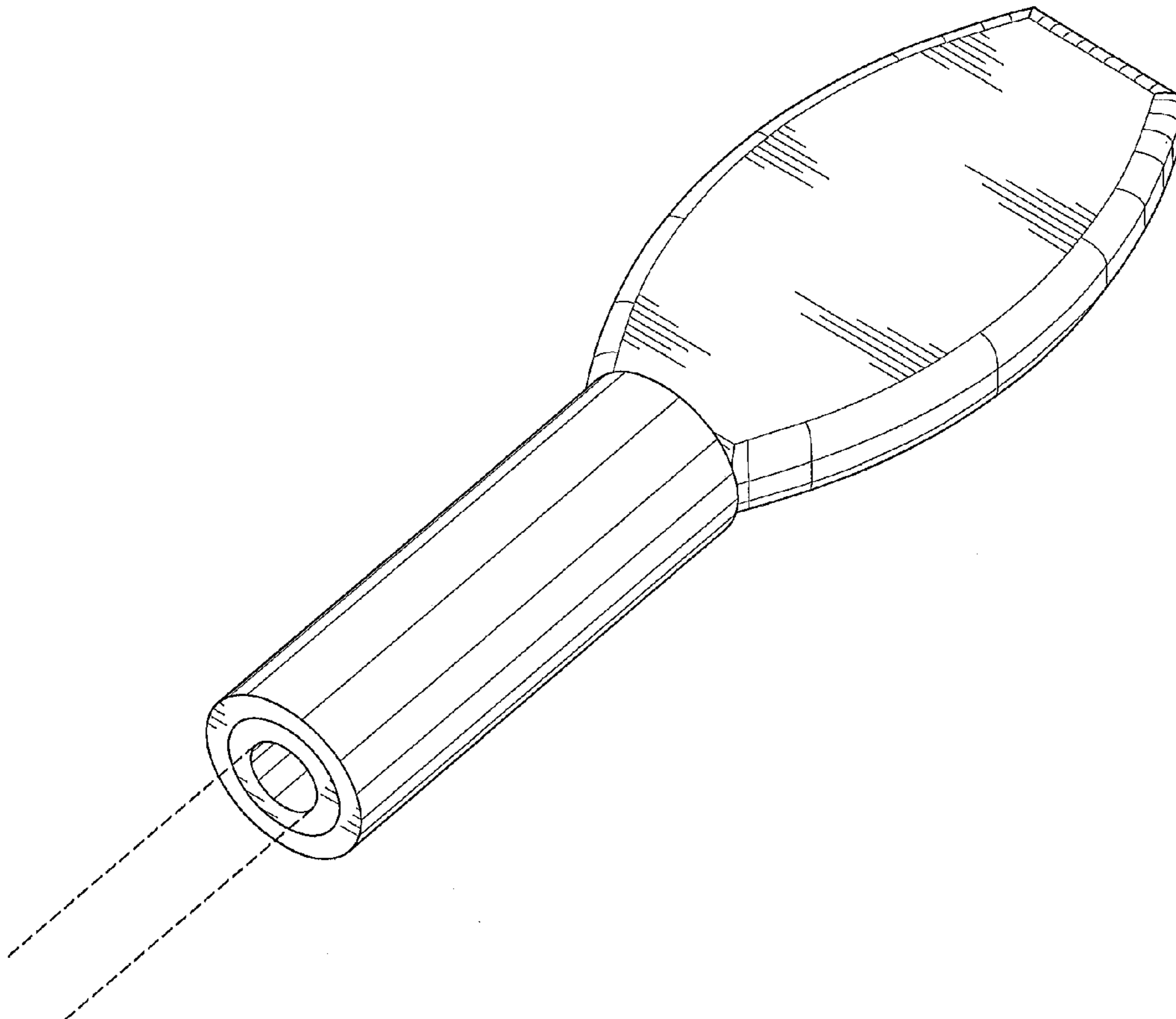
FIG. 1 is a perspective view of a cover for mechanical cable termination showing my new design;

FIG. 2 is a top plan view thereof; and,

FIG. 3 is a side elevation view thereof.

The broken line portion in FIG. 1 is included to show an unclaimed mechanical cable and forms no part of the claimed design.

1 Claim, 3 Drawing Sheets



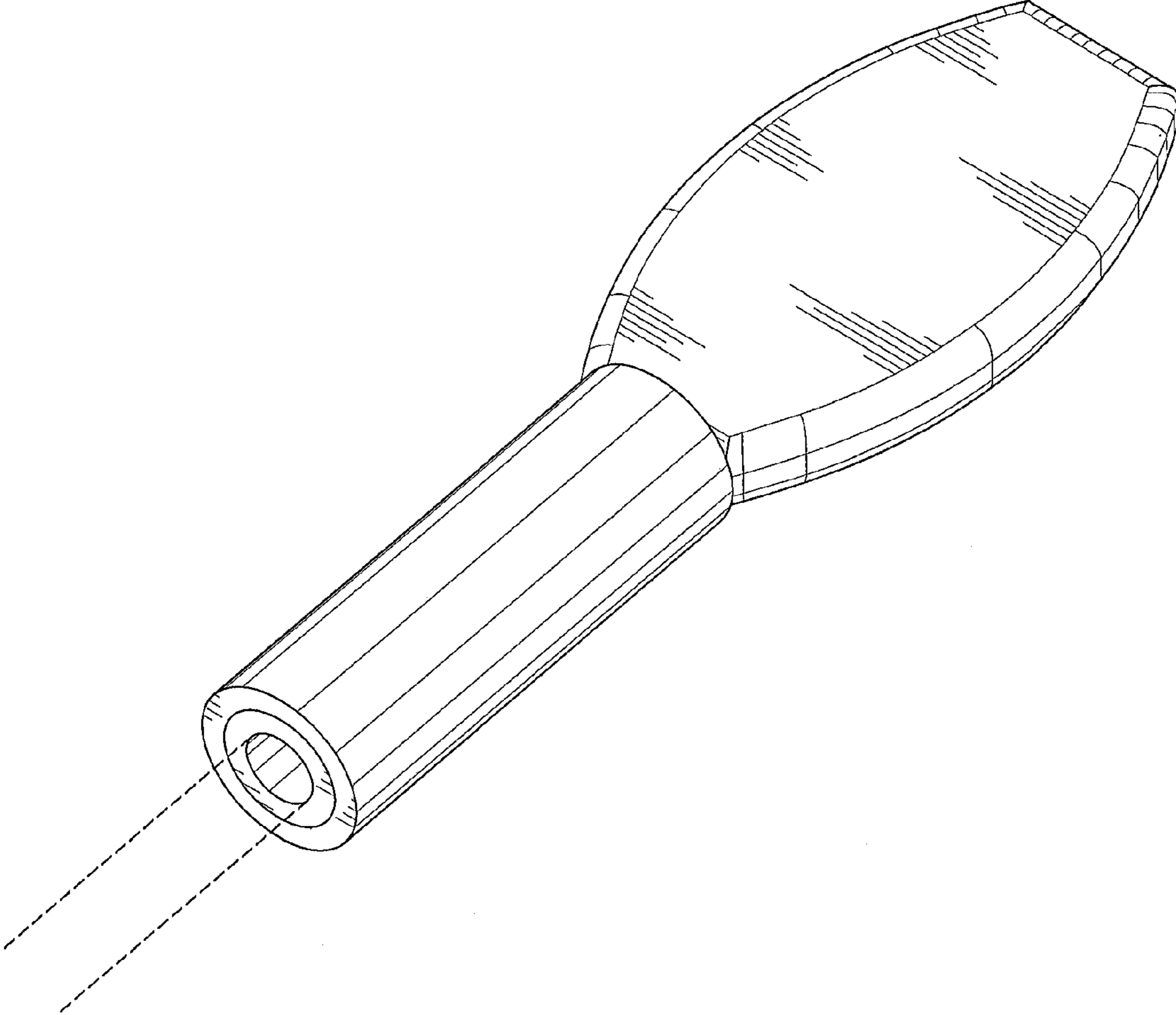


FIG. 1

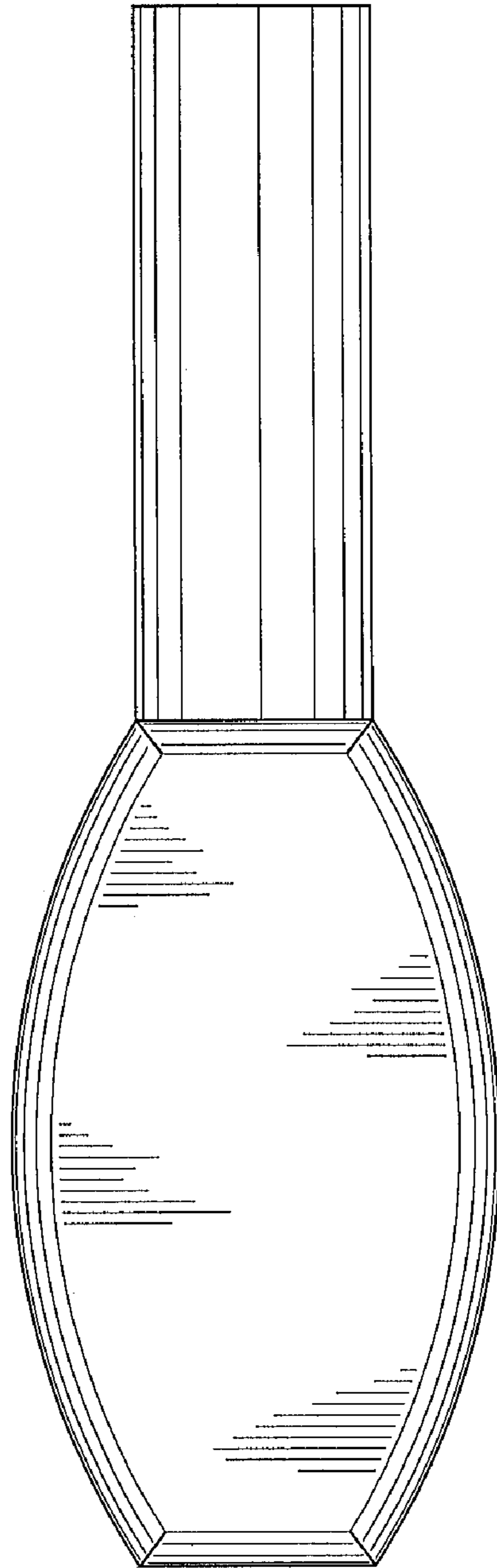


FIG. 2

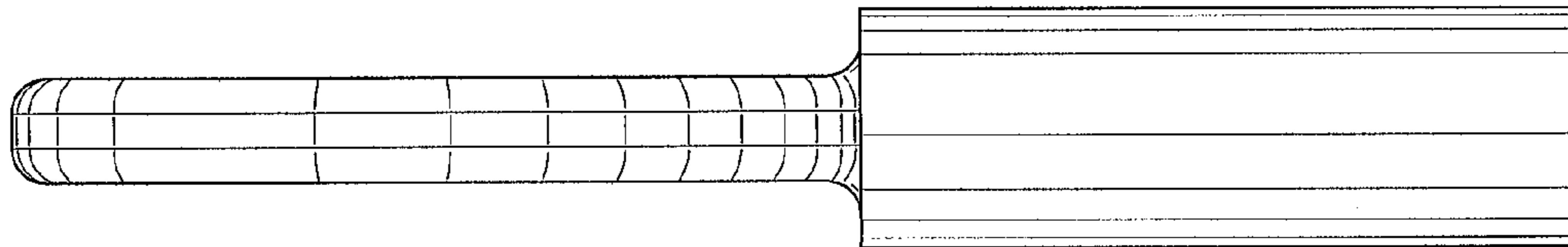


FIG. 3