



US00D576936S

(12) **United States Design Patent**
Imai

(10) **Patent No.:** **US D576,936 S**
(45) **Date of Patent:** **** Sep. 16, 2008**

(54) **WHEEL**

D474,141 S 5/2003 Foose
D475,962 S 6/2003 Chung

(75) Inventor: **Yoko Imai**, Lawndale, CA (US)

(Continued)

(73) Assignee: **Wheel Pros, LLC**, Lakewood, CO (US)

Primary Examiner—Stacia Cadmus

(**) Term: **14 Years**

(74) *Attorney, Agent, or Firm*—Garcia-Zamor IP Law; Ruy M. Garcia-Zamor

(21) Appl. No.: **29/303,406**

(57) **CLAIM**

(22) Filed: **Feb. 7, 2008**

The ornamental design for a wheel, as shown and described.

(51) **LOC (8) Cl.** **12-16**

(52) **U.S. Cl.** **D12/209**

(58) **Field of Classification Search** D12/204–213;
301/37.101, 64.101, 65, 64.201

See application file for complete search history.

DESCRIPTION

FIG. 1 is a perspective view of a wheel according to a preferred embodiment of my new design;

FIG. 2 is a front elevational view of the wheel of FIG. 1;

FIG. 3 is a left side elevational view of the wheel of FIG. 1, the right side elevational view of the wheel of FIG. 1 being a mirror image of FIG. 3;

FIG. 4 is a top plan view of the wheel of FIG. 1;

FIG. 5 is a bottom plan view of the wheel of FIG. 1;

FIG. 6 is a rear elevational view of the wheel of FIG. 1;

FIG. 7 is a perspective view of a wheel according to a second preferred embodiment of my new design; and,

FIG. 8 is a front elevational view of the wheel of FIG. 7; Portions of the wheel not shown in FIGS. 7 and 8 are disclaimed as forming no part of the claimed design.


The broken lines in FIGS. 1–8 represent environment and are for illustrative purposes only and do not constitute part of the claimed design.

(56) **References Cited**

U.S. PATENT DOCUMENTS

D214,620 S	7/1969	Barris	
D414,154 S	* 9/1999	Carter D12/209
D417,427 S	12/1999	Brown	
D436,339 S	1/2001	Fitzgerald	
D449,267 S	10/2001	Fitzgerald	
D456,757 S	5/2002	Schroeder	
D457,849 S	5/2002	Kataoka	
D459,691 S	7/2002	Takechi	
D460,941 S	7/2002	Muzzarelli	
D461,155 S	8/2002	Takechi	
D465,758 S	11/2002	Plessing	
D466,065 S	* 11/2002	Lee D12/209
D467,857 S	12/2002	Chung	
D468,678 S	1/2003	Oh	
D471,500 S	3/2003	Kataoka	
D471,503 S	3/2003	Baumgartner	

1 Claim, 8 Drawing Sheets



US D576,936 S

Page 2

U.S. PATENT DOCUMENTS

D478,306 S	8/2003	Brown et al.	
D481,346 S	10/2003	Vian	
D481,347 S	10/2003	Kang	
D484,083 S	12/2003	Tai	
D484,084 S	12/2003	Tai	
D484,445 S *	12/2003	Chu	D12/209
D486,114 S	2/2004	Lai	
D487,882 S	3/2004	Cahyono	
D488,116 S	4/2004	Chung	
D488,422 S	4/2004	Hartanto	
D488,762 S	4/2004	Cahyono	
D488,763 S	4/2004	Takechi	
D489,307 S *	5/2004	Tirado	D12/209
D490,040 S	5/2004	Foose	
D491,870 S *	6/2004	Kim	D12/209
D492,234 S	6/2004	Kataoka	
D492,240 S	6/2004	Suciu	
D493,406 S	7/2004	Kataoka	
D494,523 S	8/2004	Koenigsberg	
D495,285 S	8/2004	Phillips	
D495,651 S *	9/2004	Chung	D12/209
D497,133 S	10/2004	Cheng	
D497,134 S	10/2004	Anderson et al.	
D497,139 S	10/2004	Anderson et al.	
D499,060 S	11/2004	Cahyono	
D500,276 S *	12/2004	Cheng	D12/209
D504,099 S	4/2005	Boyer	
D505,651 S	5/2005	Arellano et al.	
D506,429 S	6/2005	Arellano et al.	
D507,222 S	7/2005	Arellano et al.	
D513,726 S	1/2006	Kamimura	
D516,986 S *	3/2006	Karagozlu	D12/209
D517,968 S *	3/2006	Morioka	D12/209
D527,699 S	9/2006	Kiesel	
D528,494 S *	9/2006	Osborne et al.	D12/209
D569,320 S *	5/2008	Cortes	D12/209

* cited by examiner

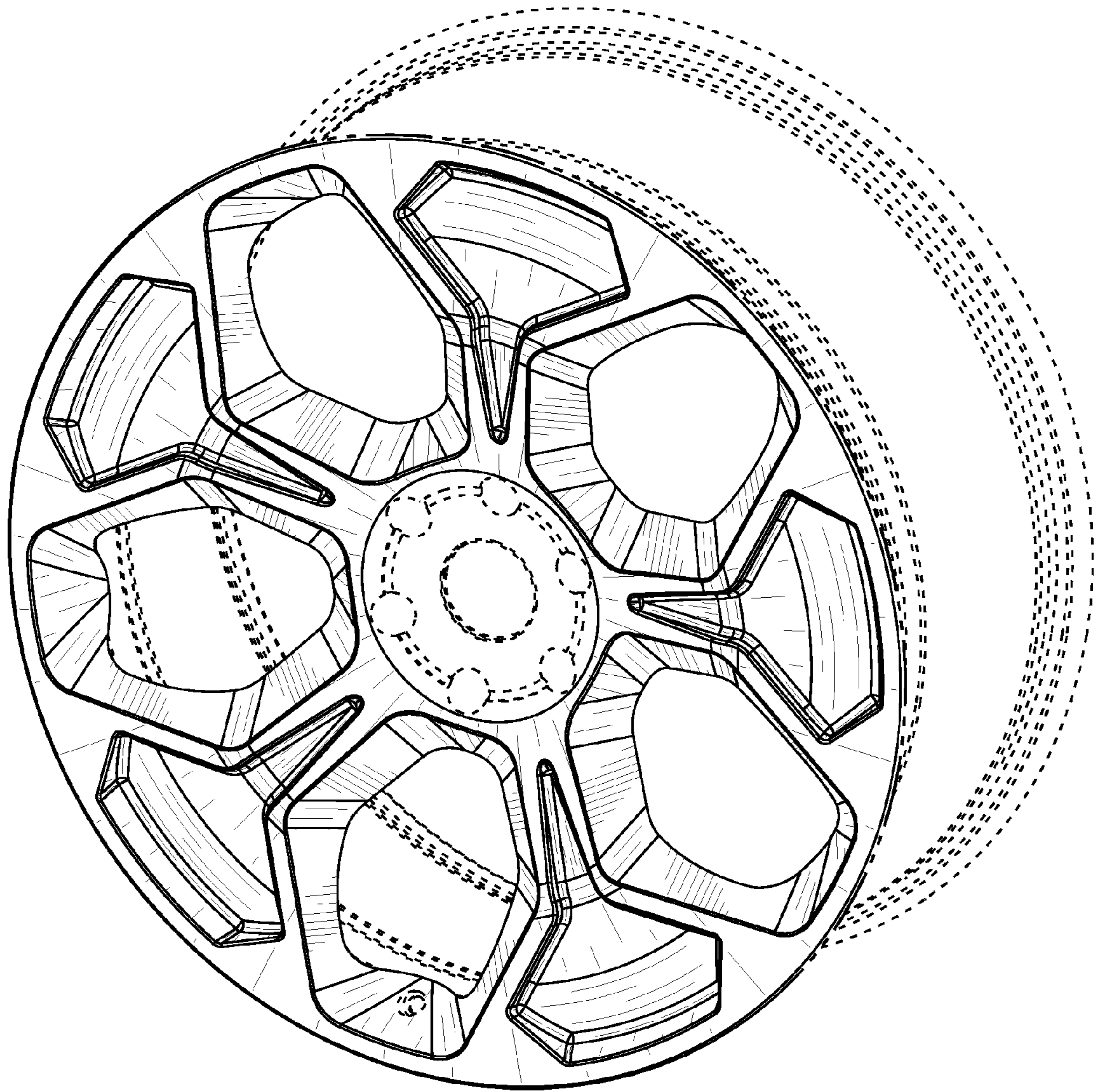


FIG. 1




FIG. 2

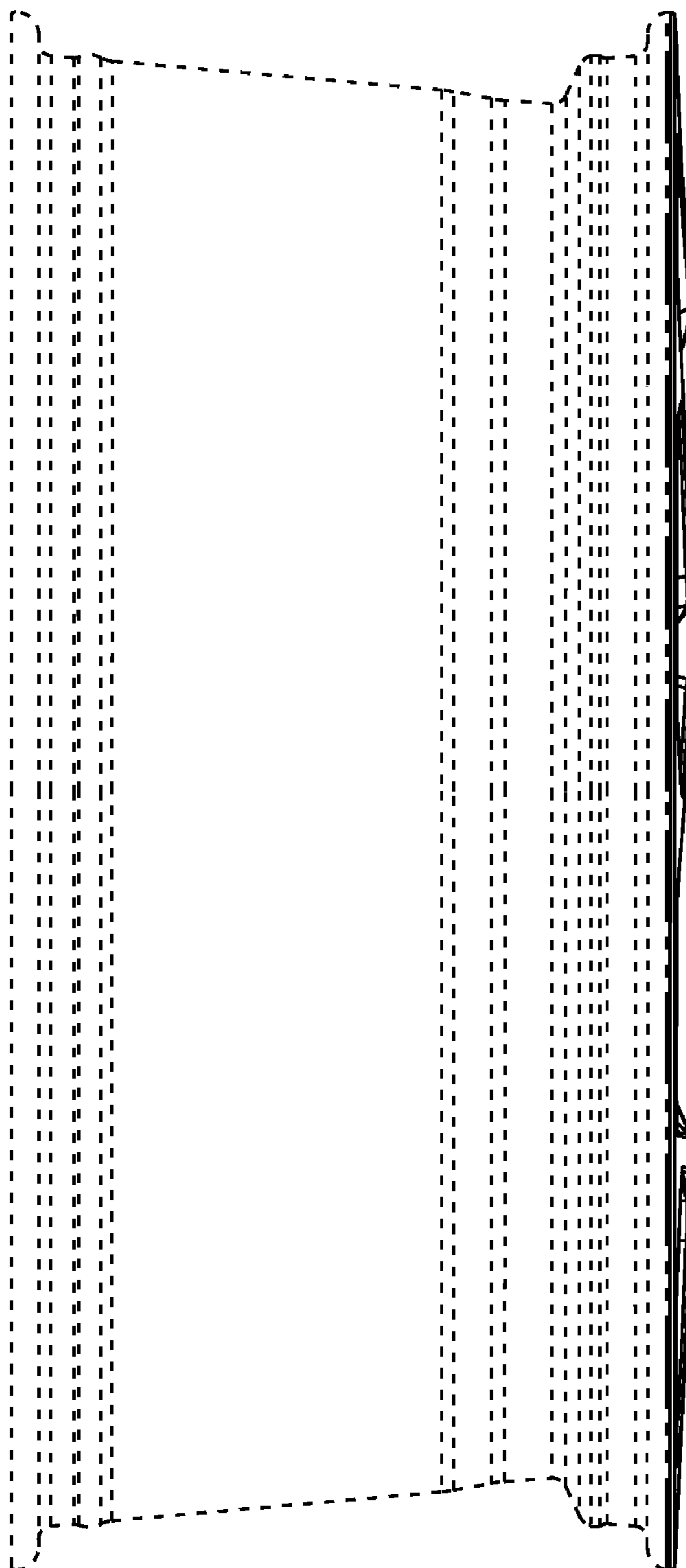


FIG. 3



FIG. 4




FIG. 5

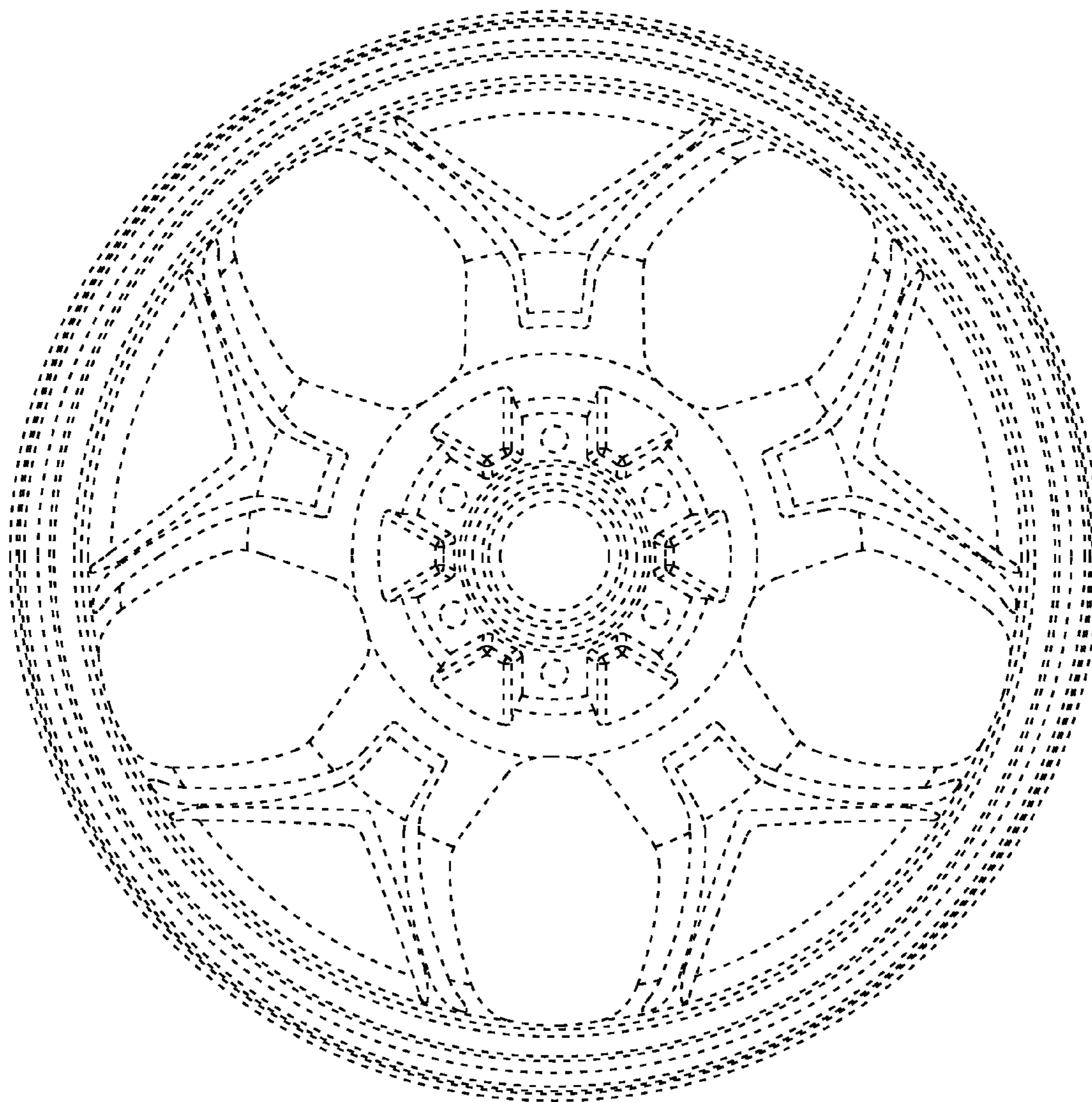


FIG. 6

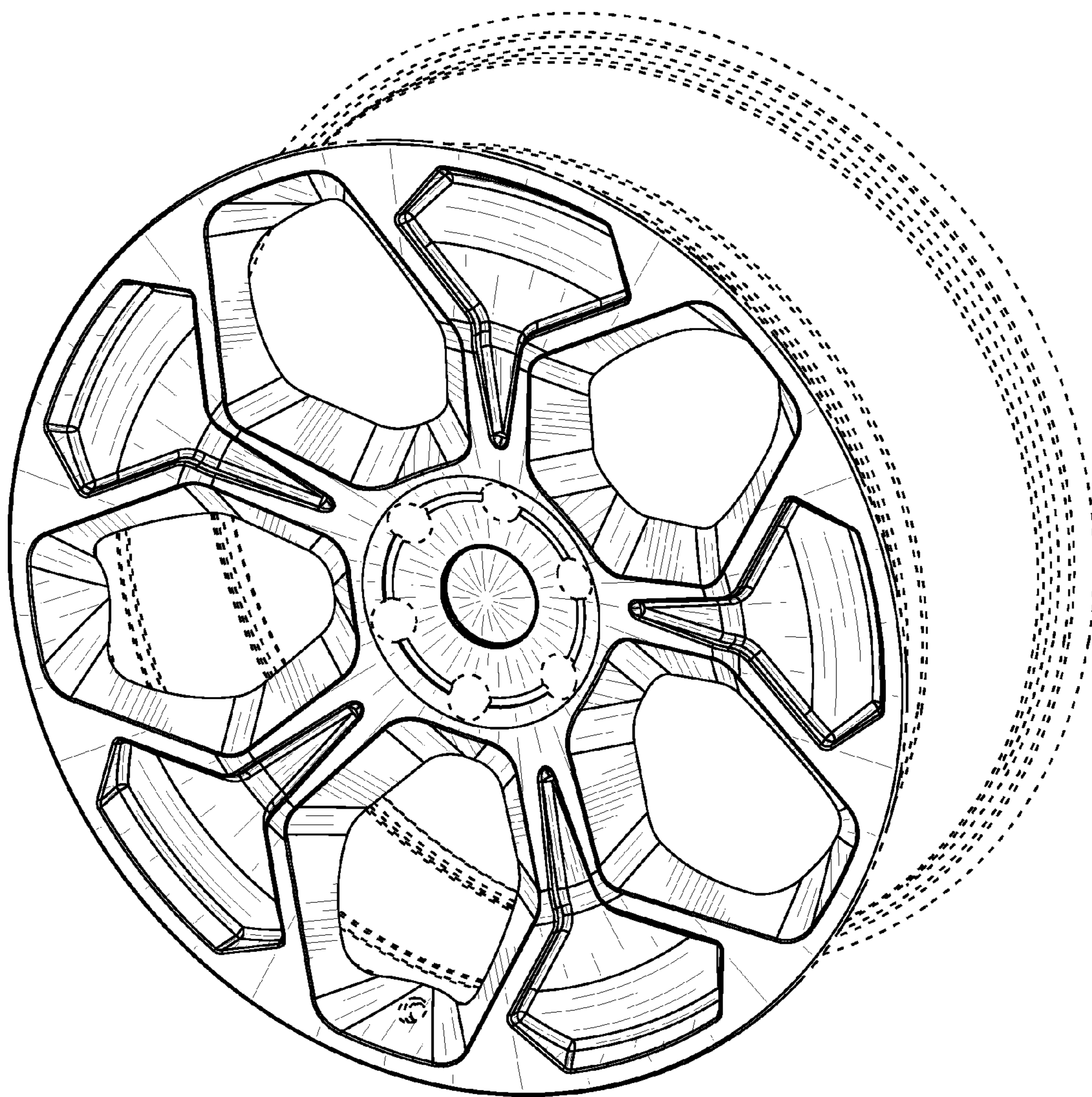


FIG. 7




FIG. 8