

US00D576927S

(12) **United States Design Patent**
Hettler

(10) **Patent No.:** **US D576,927 S**
(45) **Date of Patent:** **** Sep. 16, 2008**

- (54) **REAR BUMPER FOR A VEHICLE**
- (75) Inventor: **Jan Hettler**, Munich (DE)
- (73) Assignee: **Bayerische Motoren Werke Aktiengesellschaft**, Munich (DE)
- (**) Term: **14 Years**
- (21) Appl. No.: **29/290,183**
- (22) Filed: **Nov. 1, 2007**
- (51) **LOC (8) Cl.** **12-16**
- (52) **U.S. Cl.** **D12/169**
- (58) **Field of Classification Search** D12/169,
D12/196, 171, 163, 216, 90-92, 86; 293/102,
293/113, 115, 117, 120; 296/180.1, 180,
296/2

See application file for complete search history.

(56) **References Cited**

U.S. PATENT DOCUMENTS

- D522,418 S * 6/2006 Truebsbach D12/169
- D526,944 S * 8/2006 Iguchi et al. D12/169
- D527,695 S * 9/2006 Hagino D12/169
- D529,846 S * 10/2006 Konaka D12/169
- D536,286 S * 2/2007 Sycha D12/169

D540,223 S * 4/2007 Sumigama D12/169

* cited by examiner

Primary Examiner—Melody N Brown

(74) *Attorney, Agent, or Firm*—Crowell & Moring LLP

(57) **CLAIM**

The ornamental design for a rear bumper for a vehicle, as shown and described.

DESCRIPTION

This application is related to the following co-pending applications: Application Ser. No. 29/290,181, entitled “Vehicle, Toy, or Likeness Thereof”; and Application Ser. No. 29/290,178, entitled “Rear Bumper for a Vehicle”.

FIG. 1 is a right perspective view of a rear bumper for a vehicle according to my novel design;

FIG. 2 is a left perspective view thereof;

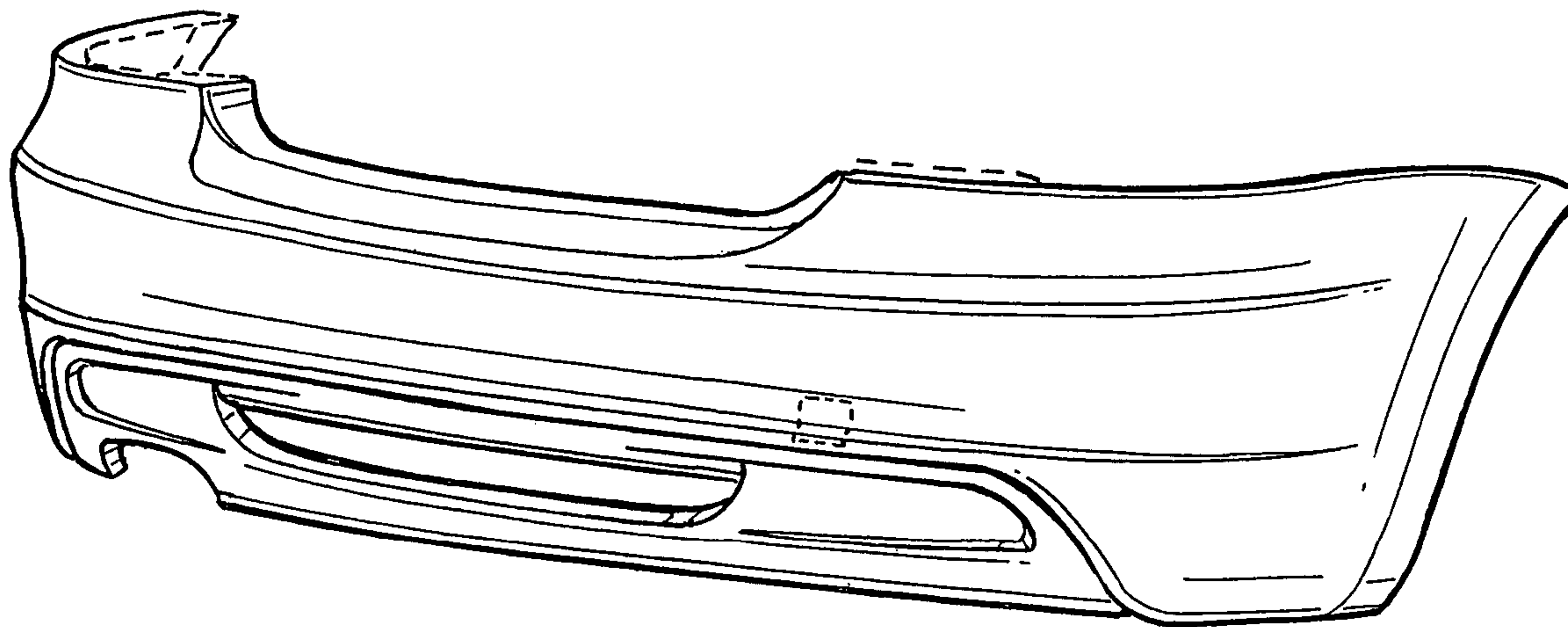
FIG. 3 is a front view thereof;

FIG. 4 is a right side view thereof; and,

FIG. 5 is a left side view thereof.

The broken lines are for illustrative purposes only and form no part of the claimed design.

1 Claim, 2 Drawing Sheets



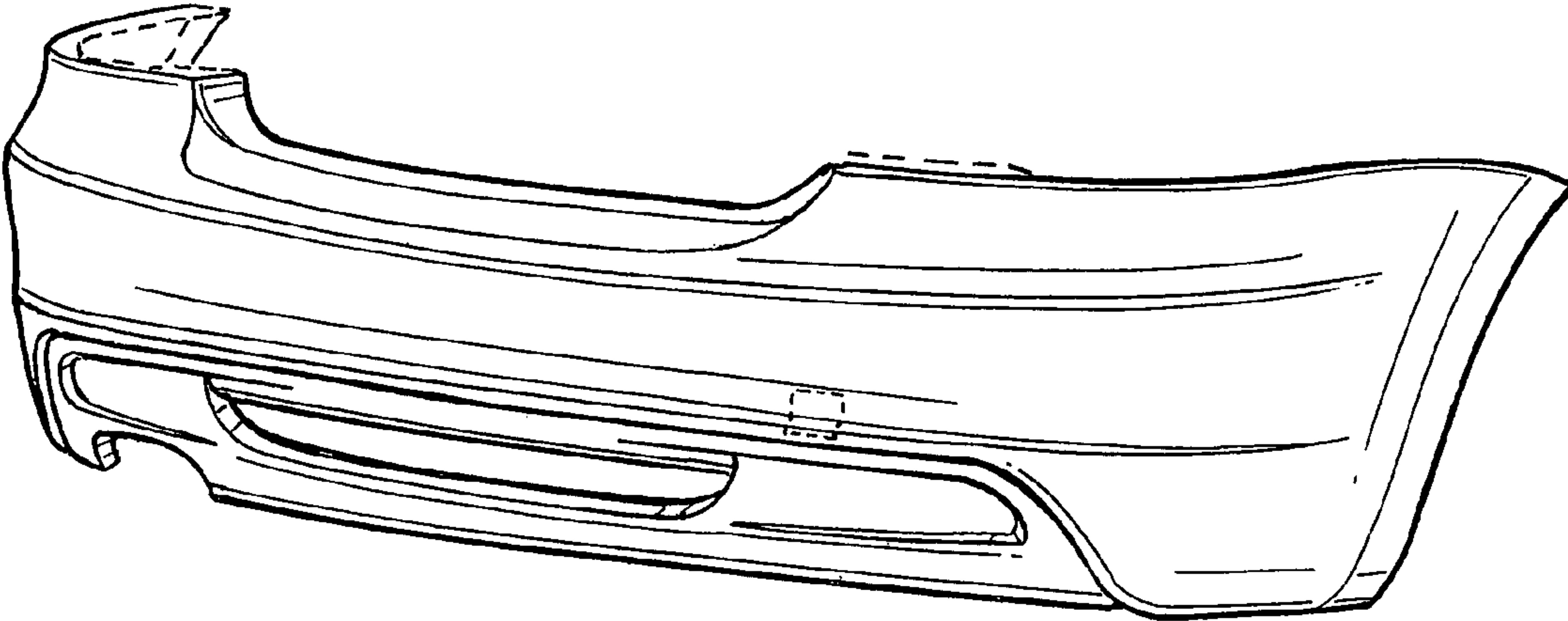


FIG. 1

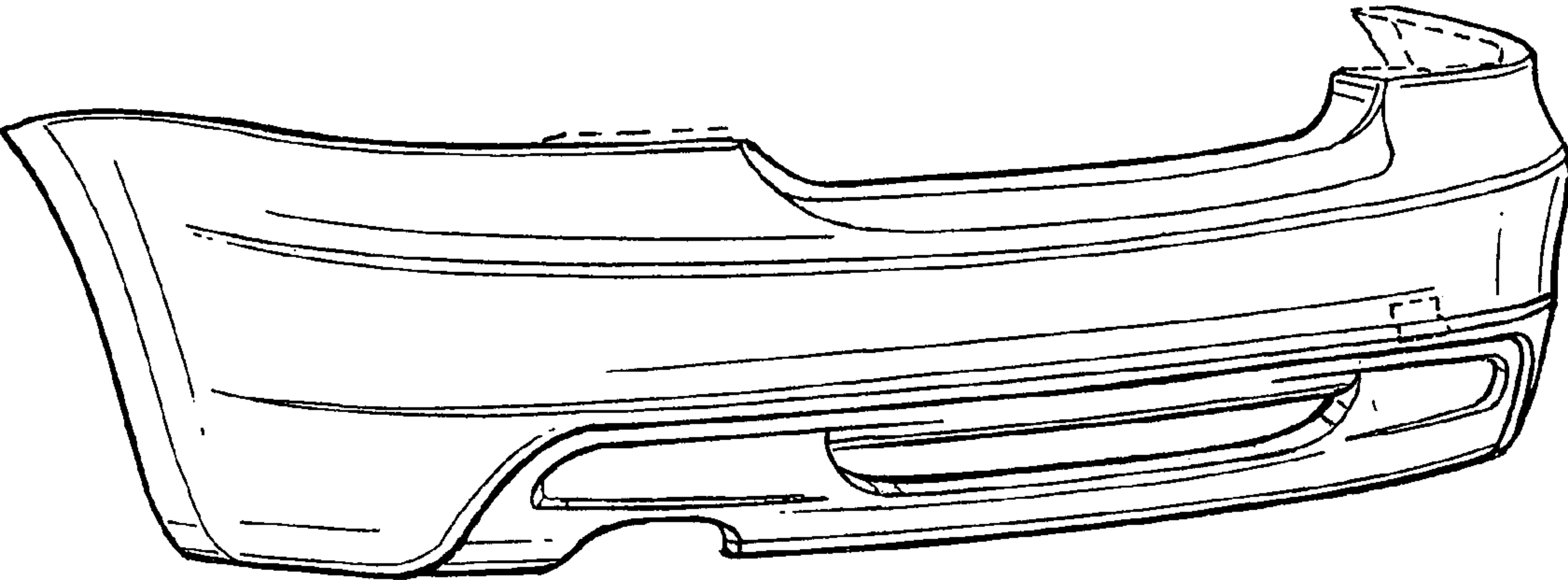


FIG. 2

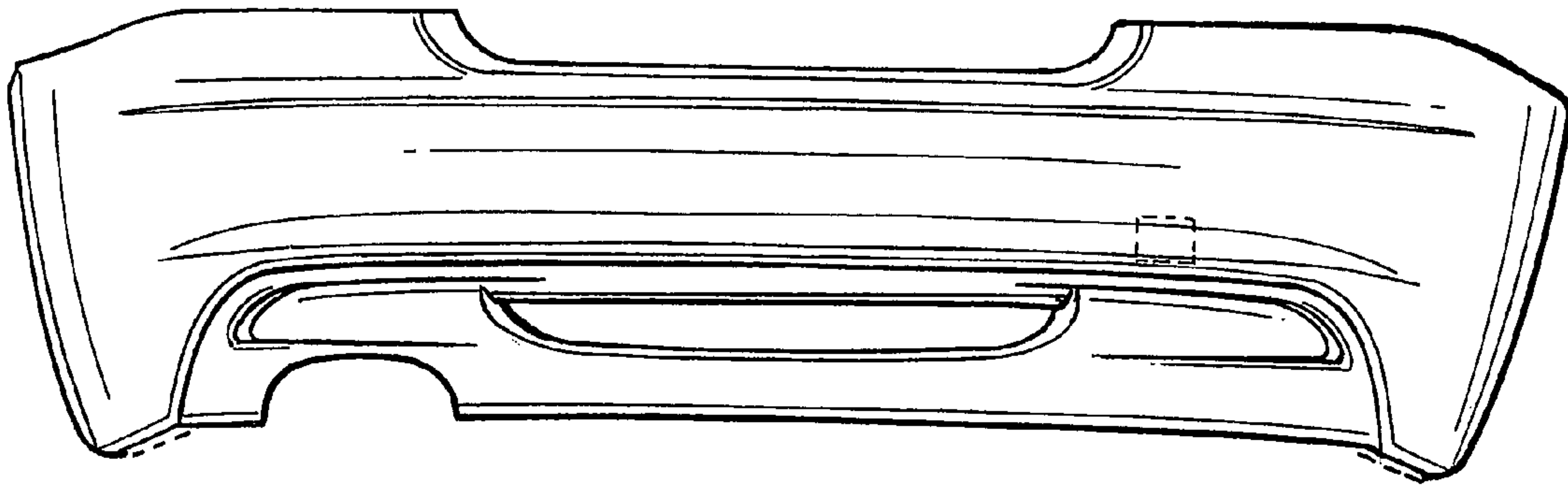


FIG. 3




FIG. 4




FIG. 5