

US00D576924S

(12) **United States Design Patent**
Braeuchle

(10) **Patent No.:** **US D576,924 S**

(45) **Date of Patent:** **** Sep. 16, 2008**

(54) **RADIATOR GRILL FOR A VEHICLE**

D526,253 S * 8/2006 Oda D12/163
D537,018 S * 2/2007 Fujimaki D12/163
D563,289 S * 3/2008 Pfeiffer D12/163

(75) Inventor: **Juergen Braeuchle**, Denkendorf (DE)

(73) Assignee: **Daimler AG**, Stuttgart (DE)

(**) Term: **14 Years**

(21) Appl. No.: **29/290,289**

(22) Filed: **Nov. 15, 2007**

(30) **Foreign Application Priority Data**

May 16, 2007 (DE) 40702562

(51) **LOC (8) Cl.** **12-16**

(52) **U.S. Cl.** **D12/163**

(58) **Field of Classification Search** D12/163,
D12/171, 196, 216, 90-92, 86; 180/68.1,
180/68.6; 296/193.11

See application file for complete search history.

(56) **References Cited**

U.S. PATENT DOCUMENTS

D519,426 S * 4/2006 Ikeda D12/163
D524,703 S * 7/2006 Konaka D12/163

* cited by examiner

Primary Examiner—Melody N Brown

(74) *Attorney, Agent, or Firm*—Crowell & Moring LLP

(57) **CLAIM**

The ornamental design for a radiator grill for a vehicle, as shown and described.

DESCRIPTION

FIG. 1 is a left perspective view of a radiator grill for a vehicle according to my novel design, the right perspective view being mirror symmetrical;

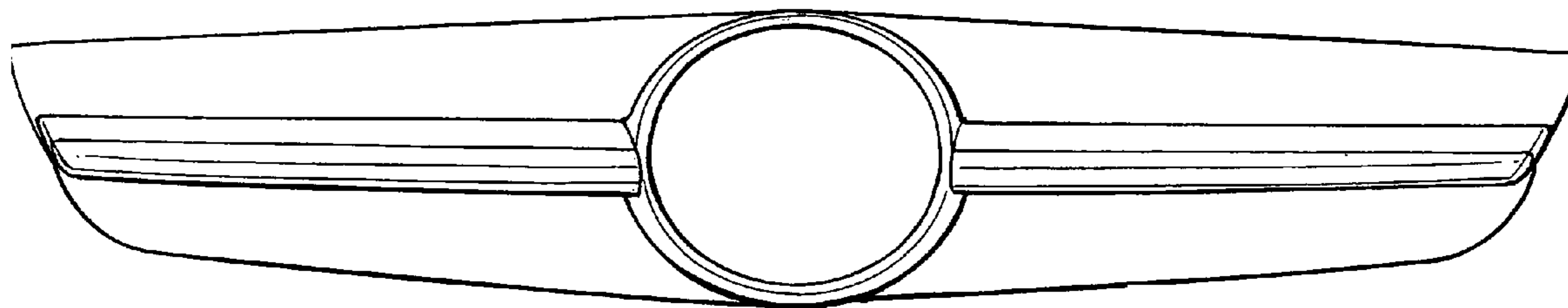
FIG. 2 is a front view thereof;

FIG. 3 is a top view thereof;

FIG. 4 is a left side view thereof; and,

FIG. 5 is a right side view thereof.

1 Claim, 2 Drawing Sheets



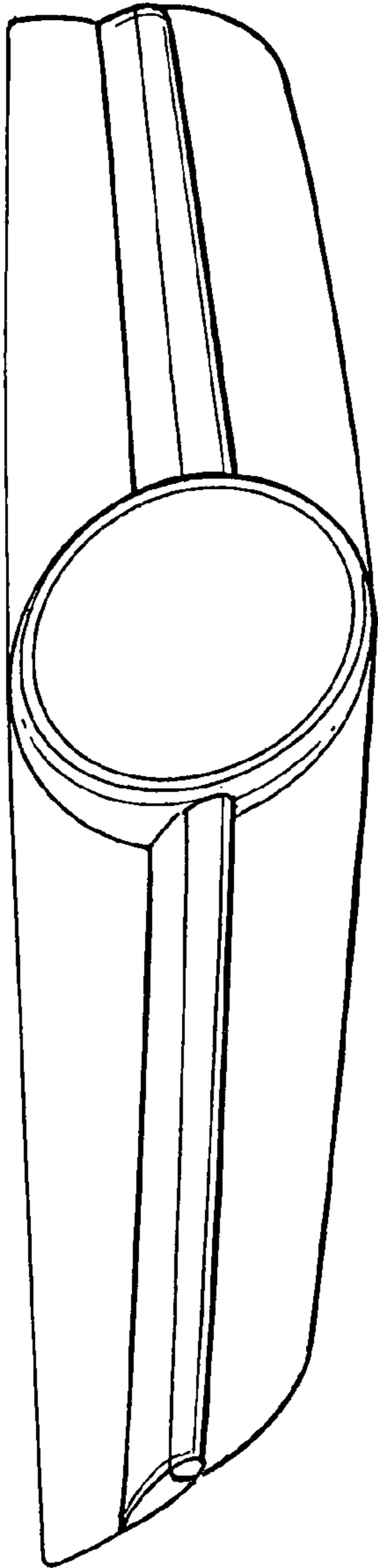


FIG. 1

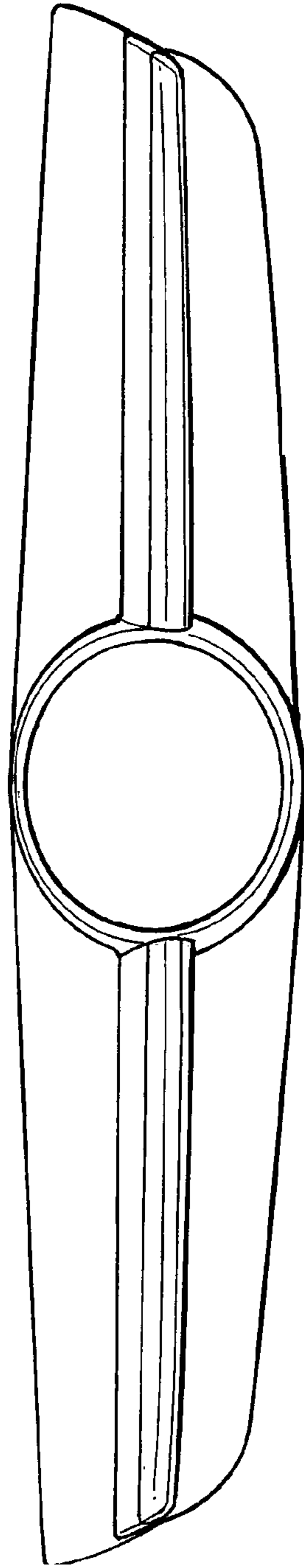


FIG. 2

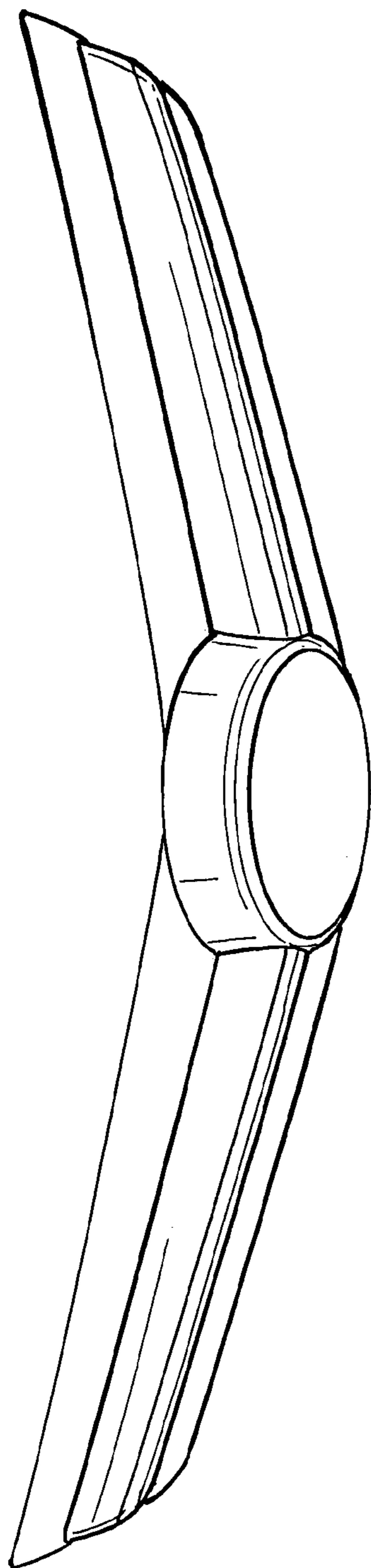


FIG. 3

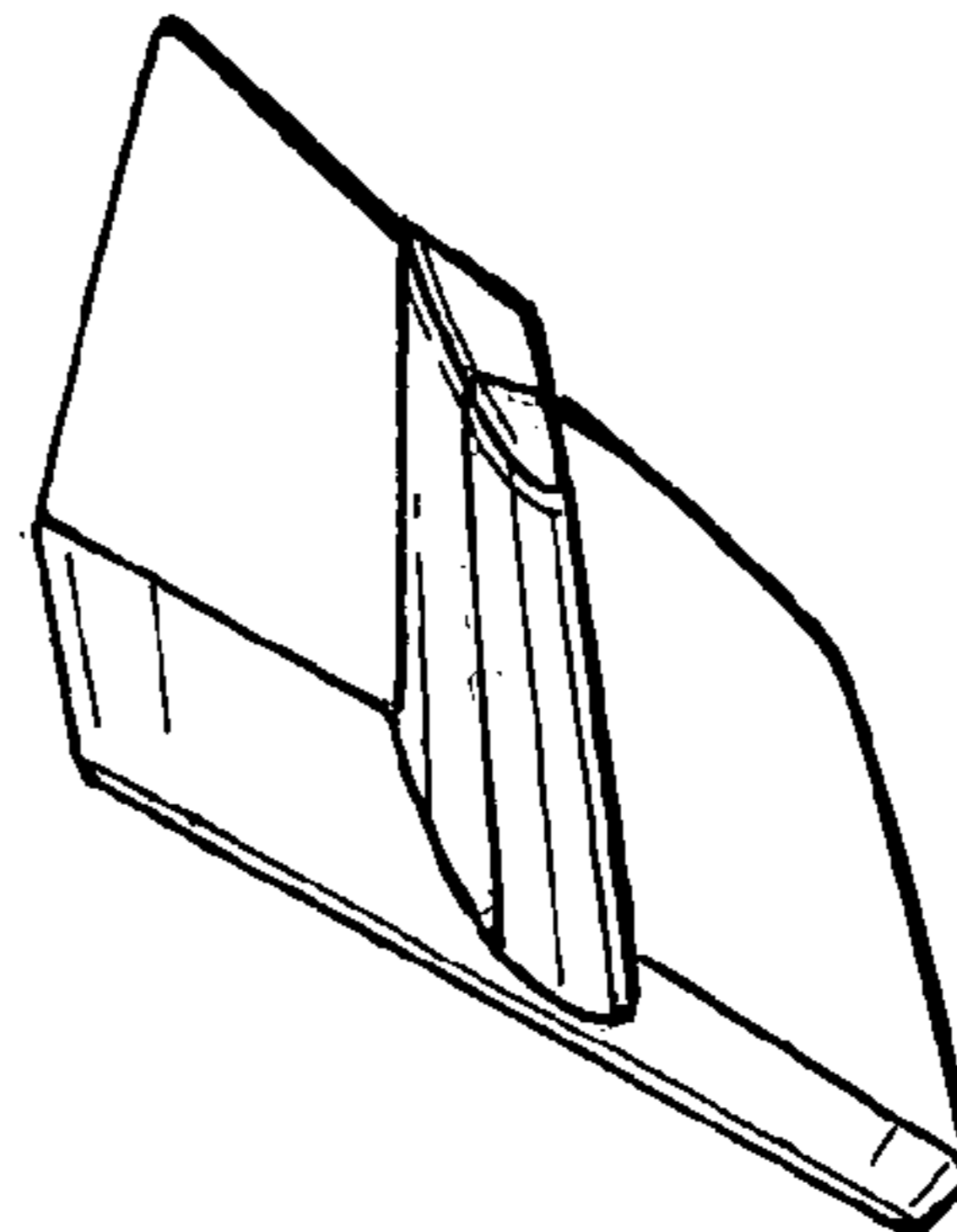


FIG. 5

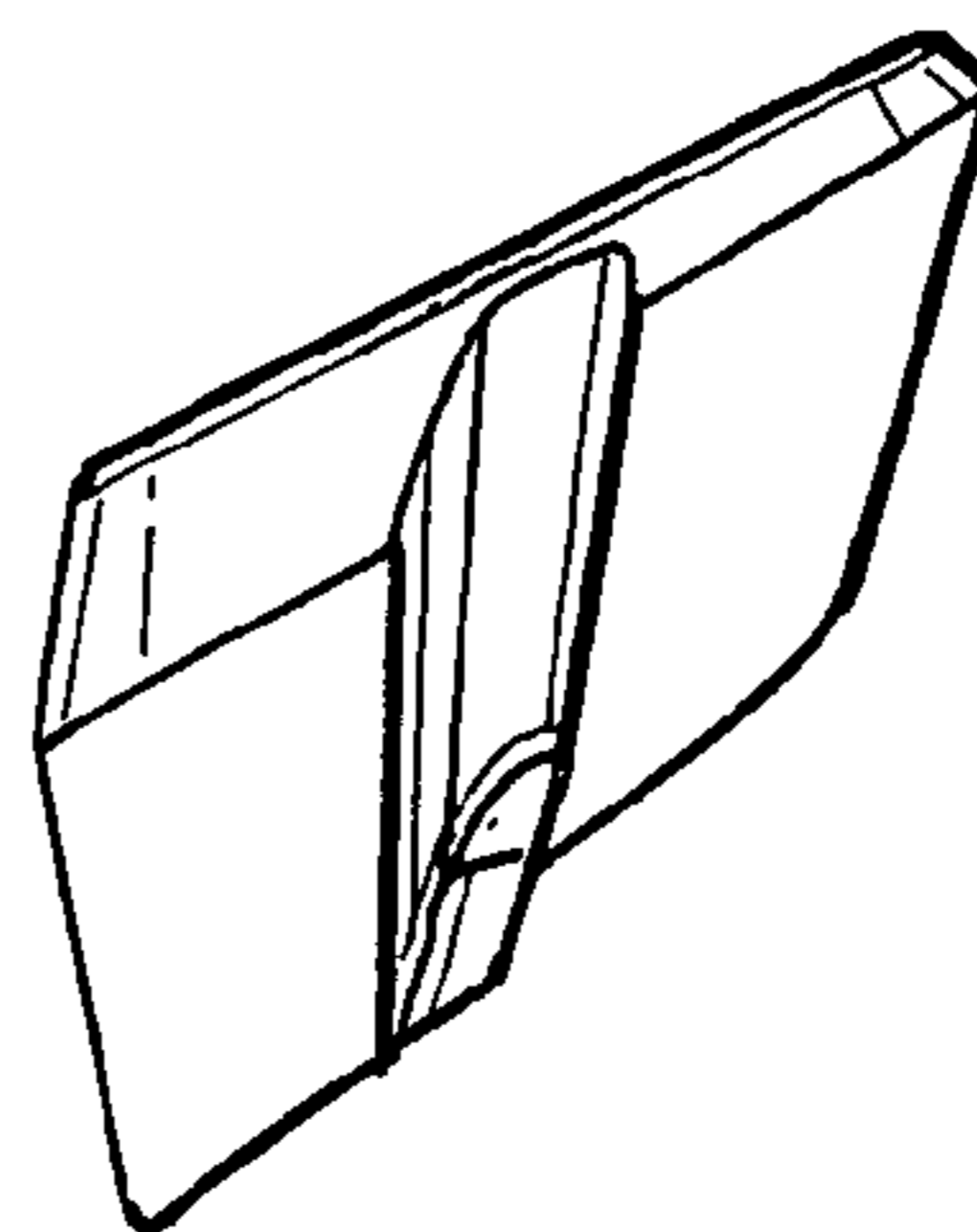


FIG. 4