



US00D576917S

(12) **United States Design Patent**
Ely

(10) **Patent No.:** **US D576,917 S**
(45) **Date of Patent:** **** Sep. 16, 2008**

(54) **F-TYPE YOKE**

5,598,937 A * 2/1997 Clark 213/62 R
D561,062 S * 2/2008 Ely D12/42

(75) Inventor: **Sean Ely**, Flemington, NJ (US)

(73) Assignee: **Strato, Inc.**, Piscataway, NJ (US)

(**) Term: **14 Years**

(21) Appl. No.: **29/302,969**

(22) Filed: **Jan. 29, 2008**

(51) **LOC (8) Cl.** **12-03**

(52) **U.S. Cl.** **D12/42**

(58) **Field of Classification Search** D12/42,
D12/47, 48, 51, 106, 118, 133, 20, 317, 345,
D12/420, 159, 160, 161, 172, 217, 223; 213/67 A,
213/67 R, 64, 713, 75 R; D15/1, 2, 5, 17,
D15/18, 28, 72, 78; D21/756; D8/1, 2, 40,
D8/80, 107, 307, 308, 309, 382

See application file for complete search history.

(56) **References Cited**

U.S. PATENT DOCUMENTS

1,648,339 A * 11/1927 George, Jr. 213/72
1,766,609 A * 6/1930 Dath 213/70
1,951,318 A * 3/1934 Barrows 213/67 A
3,063,573 A * 11/1962 Furniss 213/67 R
5,096,076 A 3/1992 Elliott et al. 213/67 A
5,305,899 A * 4/1994 Kaufhold 213/50
5,511,676 A 4/1996 Holmes 213/67 R

OTHER PUBLICATIONS

AAR Standard S-143, revised Jul. 2003.

AAR Standard S-149, revised Jul. 2003.

* cited by examiner

Primary Examiner—Robert M. Spear

Assistant Examiner—Ania K Dworzecka

(74) *Attorney, Agent, or Firm*—Fitzpatrick, Cella, Harper & Scinto

(57) **CLAIM**

The ornamental design for an F-type yoke, substantially as shown and described.

DESCRIPTION

FIG. 1 is a perspective view of an F-type yoke showing my new design;

FIG. 2 is a right side elevation view thereof, the left side elevation view being a mirror image thereof;

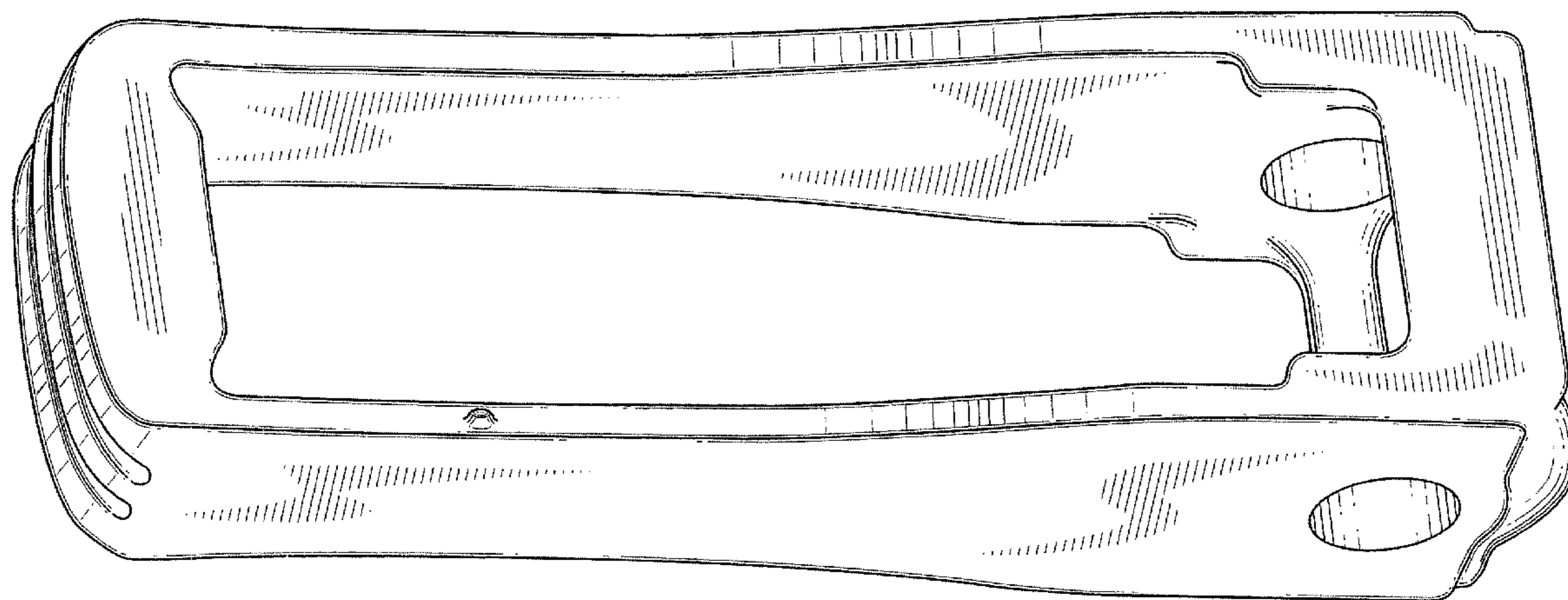
FIG. 3 is a top plan view thereof, which is the same as the bottom plan view;

FIG. 4 is a rear elevation view thereof; and,

FIG. 5 is a front elevation view thereof.

The drawings are stippled to show a contrast.

1 Claim, 3 Drawing Sheets



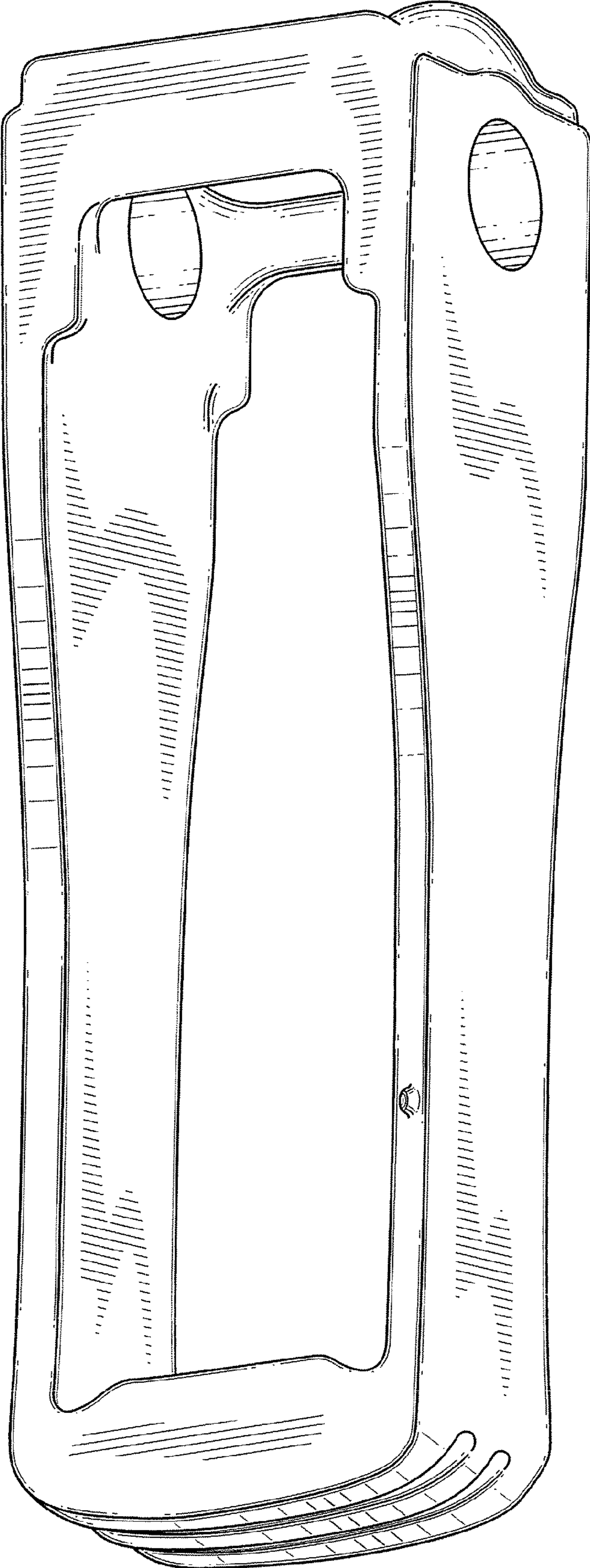


FIG. 1

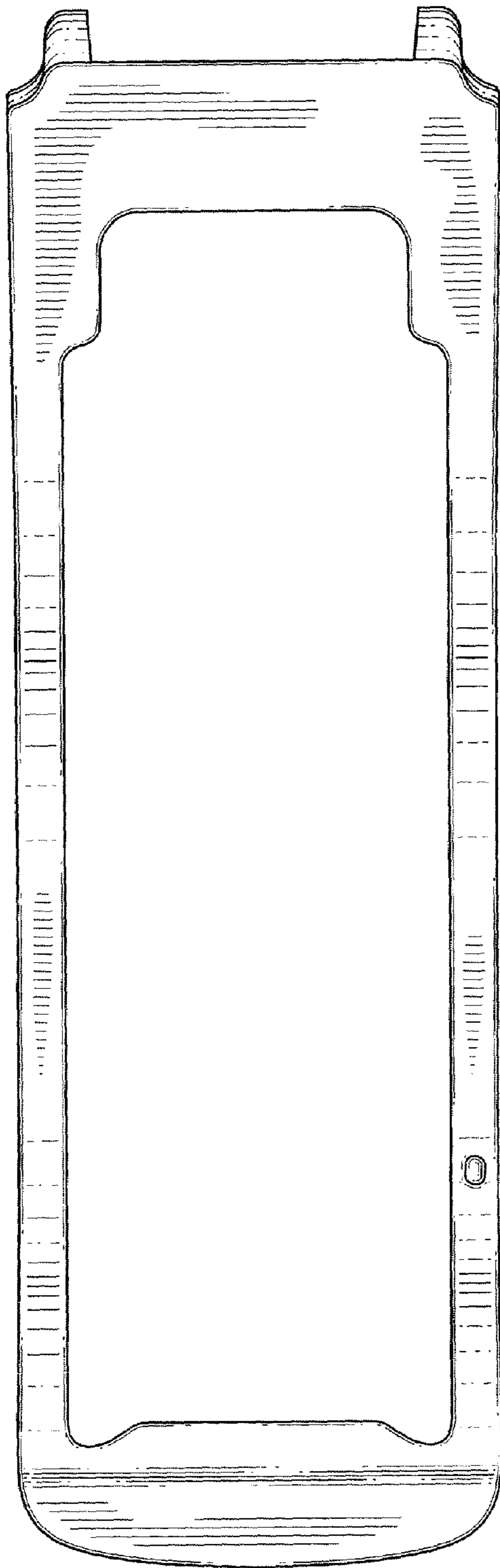


FIG. 2

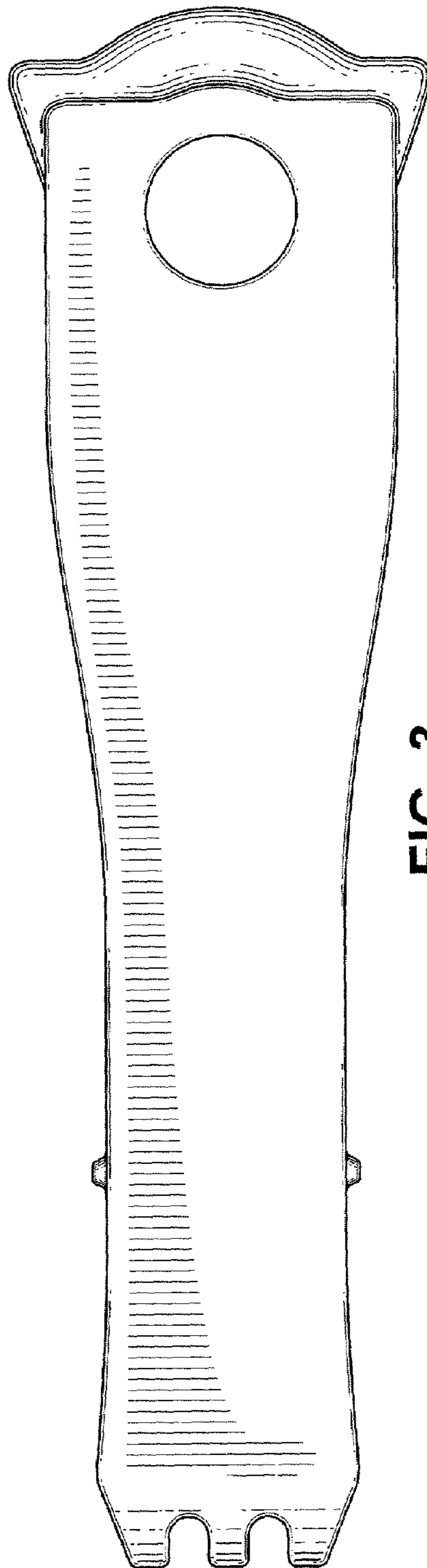


FIG. 3

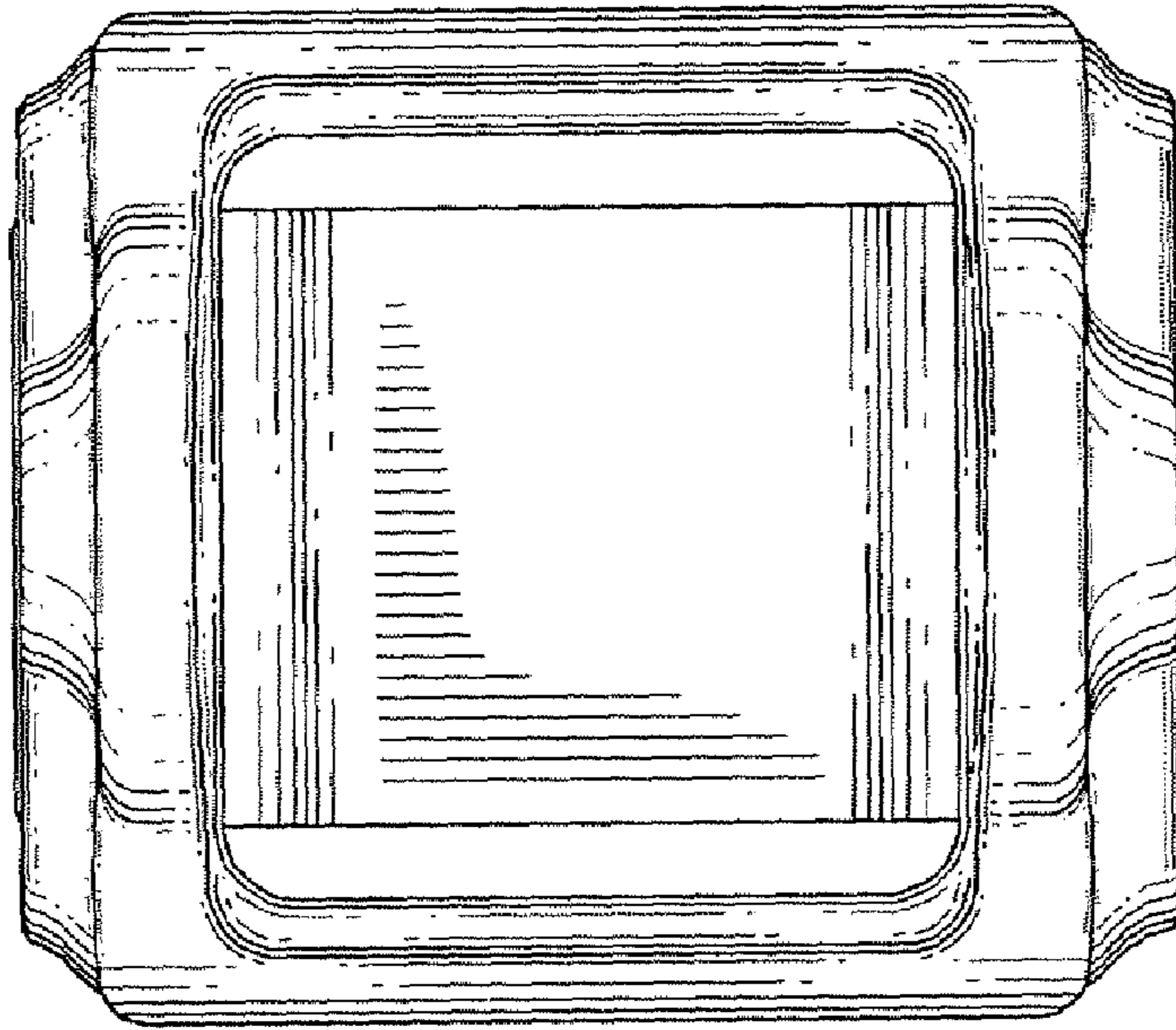


FIG. 5

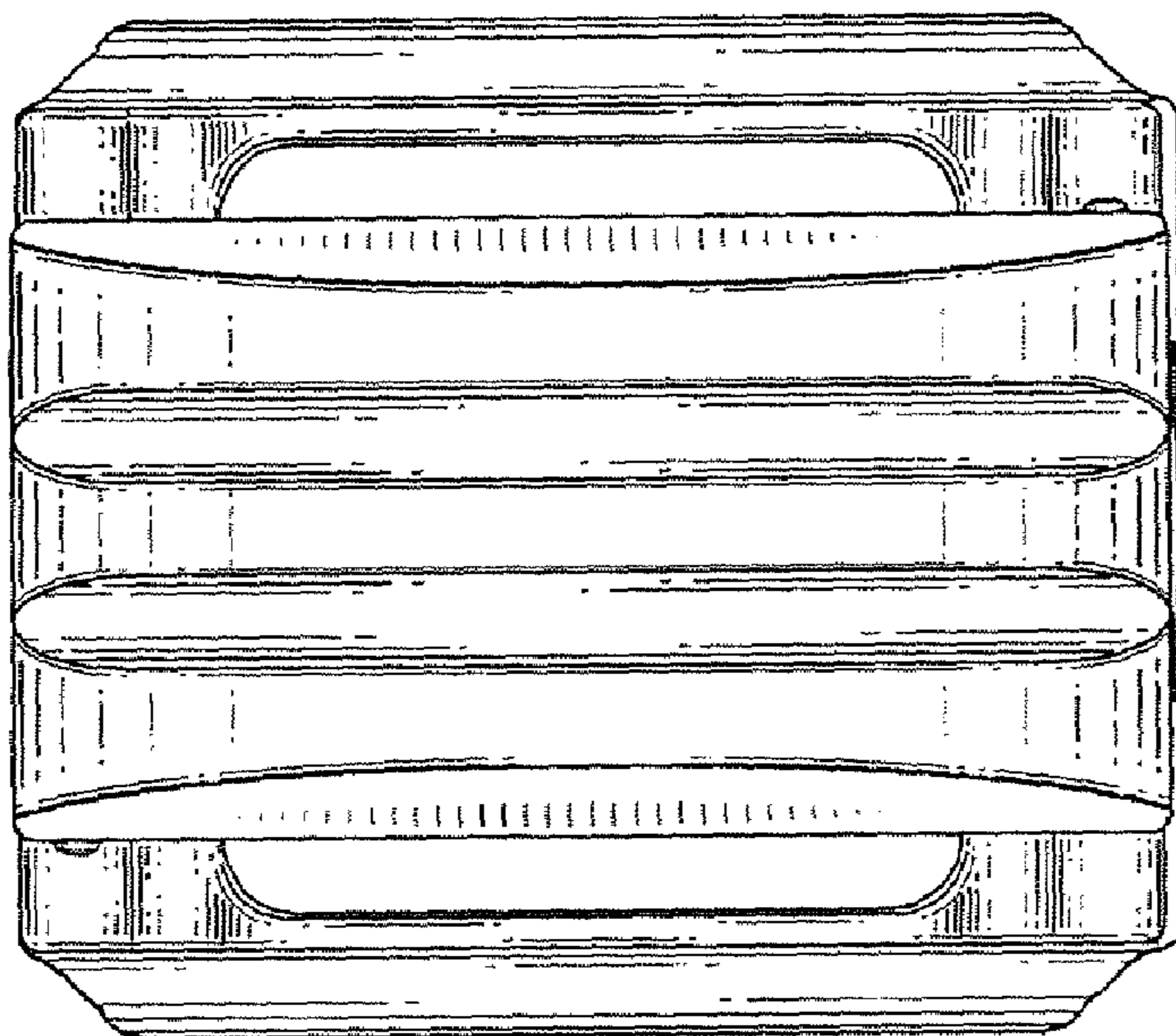


FIG. 4