



US00D576915S

(12) **United States Design Patent**
Reden

(10) **Patent No.:** **US D576,915 S**
(45) **Date of Patent:** **** Sep. 16, 2008**

(54) **USA PENNANT**

(76) **Inventor:** **Samuel Reden**, P.O. Box 1584, Sanford,
FL (US) 32772

(**) **Term:** **14 Years**

(21) **Appl. No.:** **29/297,206**

(22) **Filed:** **Nov. 6, 2007**

(51) **LOC (8) Cl.** **11-05**

(52) **U.S. Cl.** **D11/165**

(58) **Field of Classification Search** 211/17,
211/22; 116/1, 173, 28 R; 224/400, 401,
224/402, 448, 507, 508, 509, 510, 519, 521,
224/522, 523, 524, 525, 526, 527, 528, 529;
248/512, 538, 539, 591; 33/264; 72/31.04;
D11/165, 166, 167, 168, 169, 170, 171, 172,
D11/173, 174, 175, 176, 177, 178, 179, 180,
D11/181, 182, 183; D25/107, 108, 118,
D25/119, 121, 122, 126, 127, 156, 38, 39,
D25/40, 41, 43, 44, 62; D3/10, 11, 12, 13,
D3/14, 15, 16, 17, 5, 6, 7, 8, 9

See application file for complete search history.

(56) **References Cited**

U.S. PATENT DOCUMENTS

323,696 A 8/1885 Levy
496,423 A 5/1893 Locke
D51,195 S 8/1917 Avisus
D52,759 S 12/1918 Sweeney

D52,946 S 2/1919 Casimier
D55,273 S * 5/1920 Huebsch D11/169
D56,384 S * 10/1920 Rudolph D11/169
1,699,105 A * 1/1929 Friedman 40/617
1,744,196 A * 1/1930 Annin D11/182
D132,179 S 4/1942 Hordes
D134,629 S * 12/1942 Booharin D11/166
2,437,444 A * 3/1948 Srofe 40/661.09
D257,138 S * 9/1980 Carr D11/179
D344,470 S * 2/1994 Sullivan D11/168
5,810,318 A 9/1998 Federico
D525,904 S * 8/2006 Killen et al. D11/168
2004/0020421 A1 2/2004 Griffin

* cited by examiner

Primary Examiner—Louis S Zarfaz
Assistant Examiner—Michael A Pratt
(74) *Attorney, Agent, or Firm*—Kyle Fletcher


(57) **CLAIM**

The ornamental design for USA pennant, as shown and described.

DESCRIPTION

FIG. 1 is a front view of the device.
FIG. 2 is a rear view of the device.
FIG. 3 is a side view of the device.
FIG. 4 is a top view of the device; and,
FIG. 5 is a bottom view of the device.

1 Claim, 2 Drawing Sheets






FIG. 1

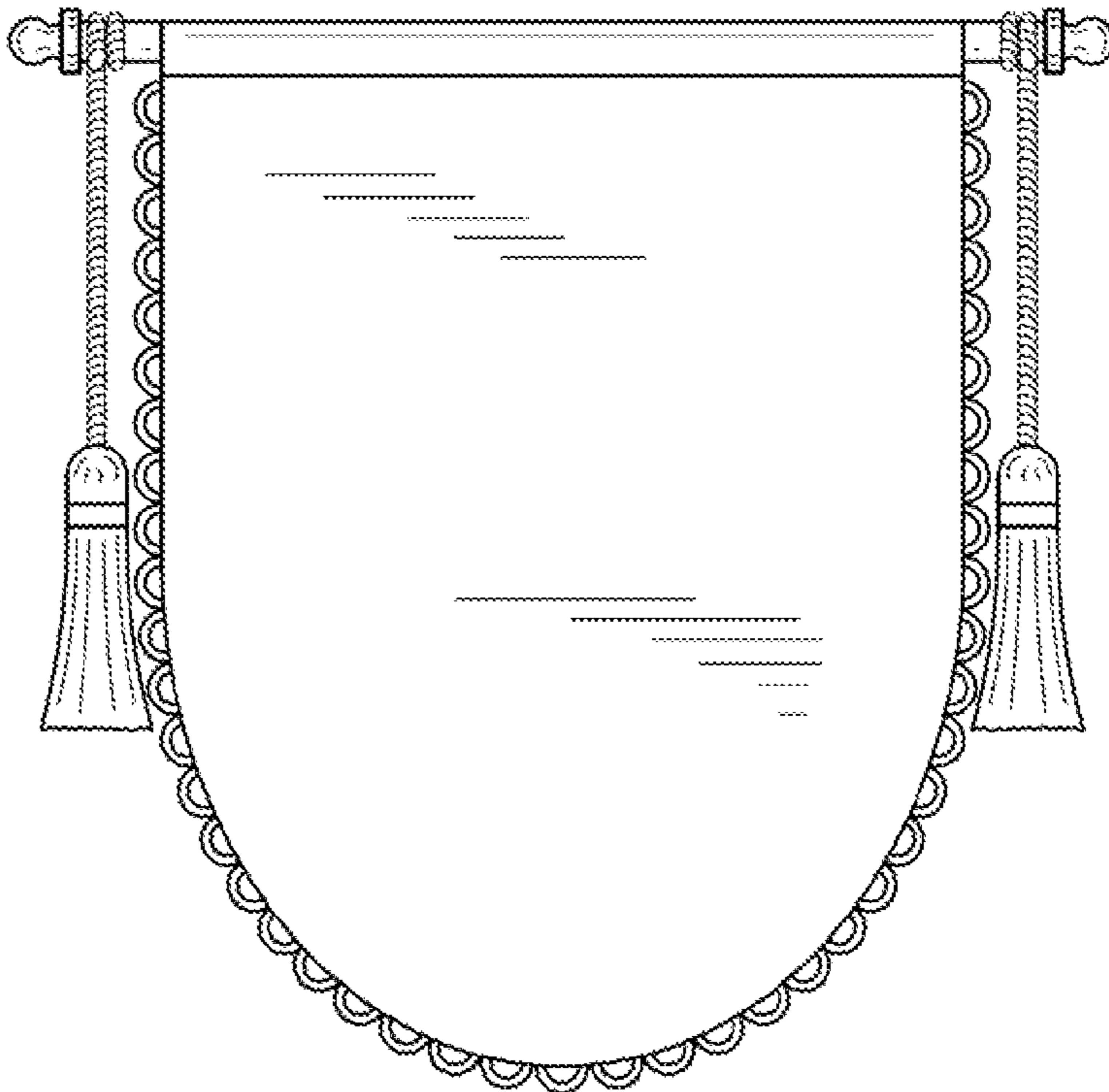


FIG. 2

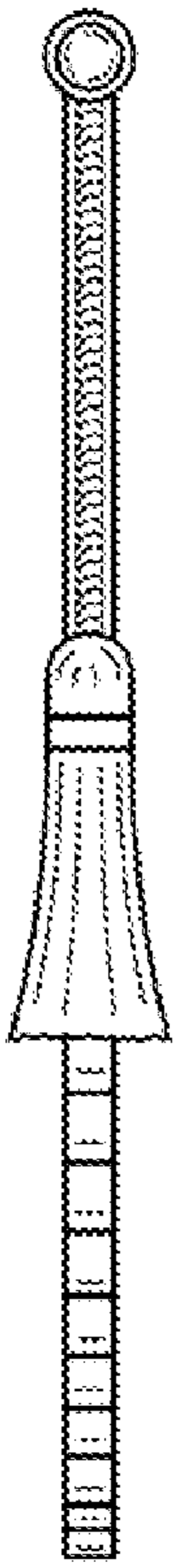


FIG. 3

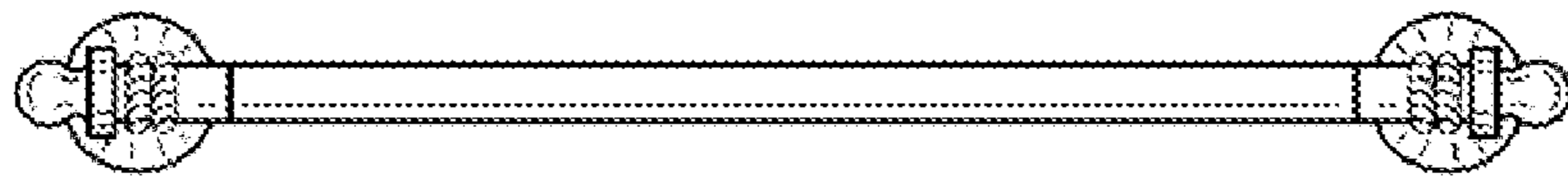


FIG. 4

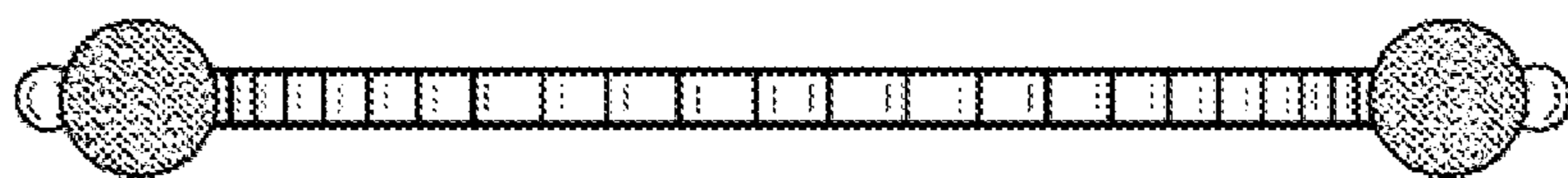


FIG. 5