



US00D576902S

(12) **United States Design Patent**  
**Schwanitz et al.**

(10) **Patent No.:** **US D576,902 S**

(45) **Date of Patent:** **\*\* \*Sep. 16, 2008**

(54) **ALARM**

(75) Inventors: **Bernhard Schwanitz**, Deisenhofen  
(DE); **Stefan Thalhammer**, Baierbrunn  
(DE)

(73) Assignee: **Robert Bosch GmbH**, Stuttgart (DE)

(\*) Notice: This patent is subject to a terminal disclaimer.

(\*\*) Term: **14 Years**

(21) Appl. No.: **29/277,589**

(22) Filed: **Mar. 2, 2007**

(30) **Foreign Application Priority Data**

Sep. 7, 2006 (EP) ..... 000585260

(51) **LOC (8) Cl.** ..... **10-05**

(52) **U.S. Cl.** ..... **D10/106**

(58) **Field of Classification Search** ..... D10/104–121;  
D14/345; 340/632, 574, 521, 540, 555–557,  
340/565, 600, 628–630, 573.3, 573.1; D30/151,  
D30/152, 199; 119/720, 712, 129, 108, 106;  
343/895; 54/1; 231/7

See application file for complete search history.

(56) **References Cited**

**U.S. PATENT DOCUMENTS**

D144,235 S \* 3/1946 Brass ..... D10/106  
D168,149 S \* 11/1952 Edwards ..... D10/106  
D297,128 S \* 8/1988 Guscott et al. .... D10/106

D317,579 S \* 6/1991 Shalvi ..... D10/101  
D399,155 S \* 10/1998 Roberts ..... D10/106  
D431,486 S \* 10/2000 Iseli et al. .... D10/106  
D448,485 S \* 9/2001 Nalbandian et al. .... D24/165  
D449,995 S \* 11/2001 Christianson ..... D10/2  
D456,364 S \* 4/2002 Suen ..... D13/162  
D468,046 S \* 12/2002 Bernard et al. .... D26/85  
D516,445 S \* 3/2006 DiPasquale ..... D10/104  
D519,394 S \* 4/2006 DiPasquale ..... D10/106  
D519,869 S \* 5/2006 Sasaki et al. .... D10/106  
D527,296 S \* 8/2006 Concari et al. .... D10/106  
7,151,835 B2 \* 12/2006 Yonovitz et al. .... 381/56  
D539,181 S \* 3/2007 Concari ..... D10/104  
2004/0201474 A1 \* 10/2004 Vladovich ..... 340/539.11  
2005/0030180 A1 \* 2/2005 Pantus et al. .... 340/556

\* cited by examiner

*Primary Examiner*—Robert M. Spear

*Assistant Examiner*—George D Kirschbaum

(74) *Attorney, Agent, or Firm*—Michael J. Striker

(57) **CLAIM**

The ornamental design for an alarm, as shown and described.

**DESCRIPTION**

FIG. 1 is a front perspective view of an alarm showing my new design;

FIG. 2 is a top view thereof;

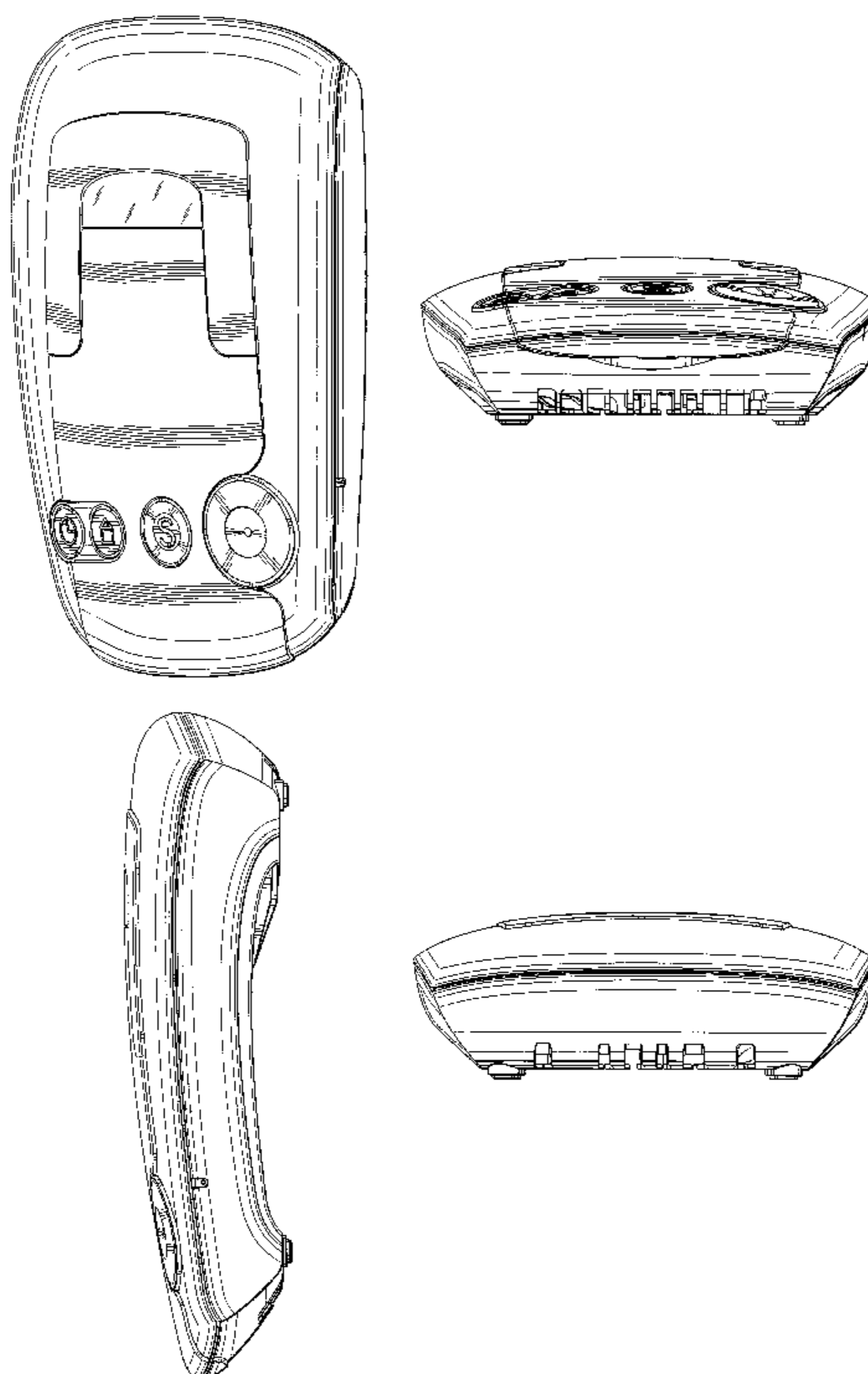
FIG. 3 is a side view thereof;

FIG. 4 is a side view of the opposite side of FIG. 3 thereof;

FIG. 5 is a front view thereof; and,

FIG. 6 is a rear view thereof.

**1 Claim, 5 Drawing Sheets**



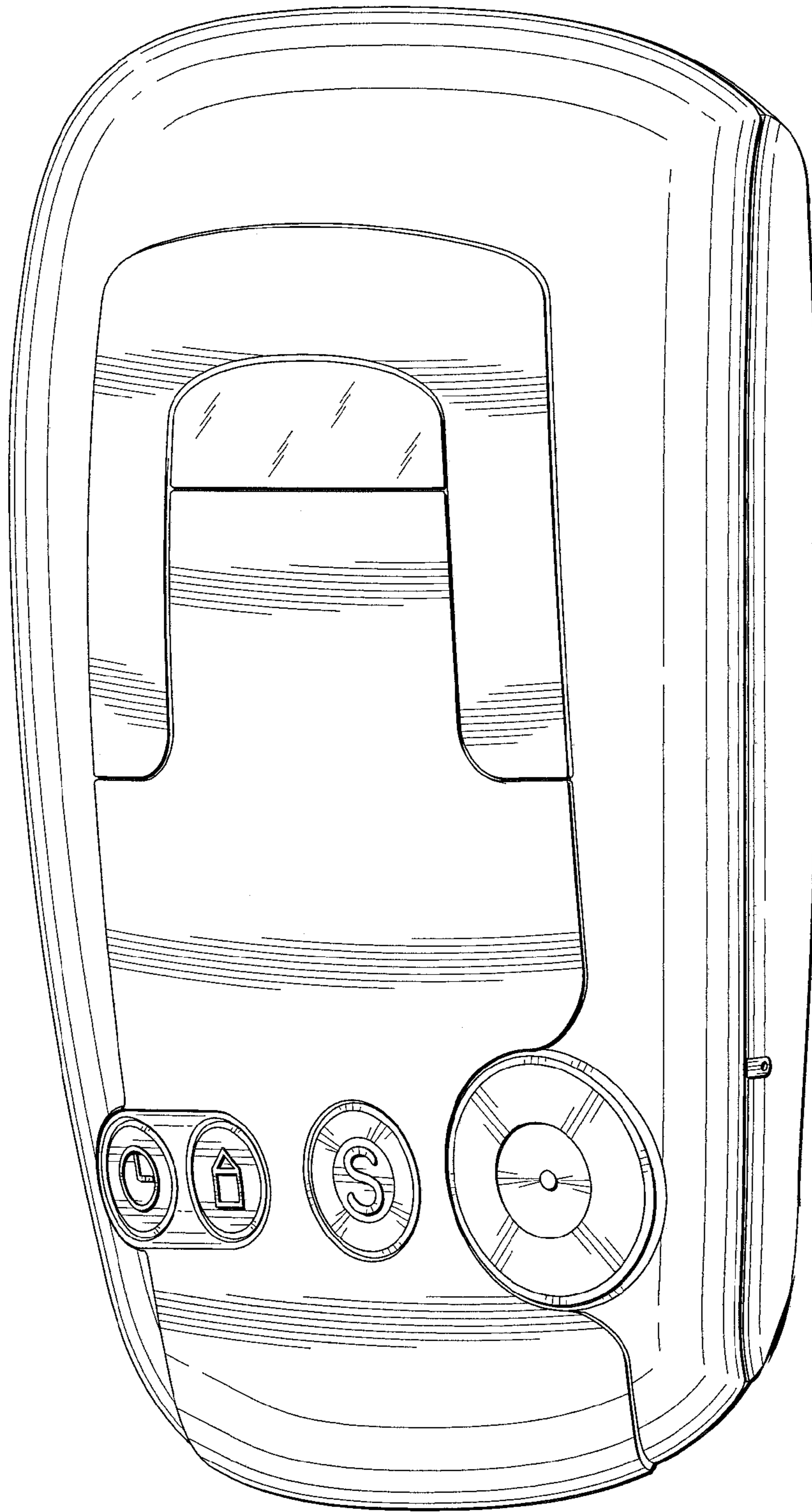


FIG. 1

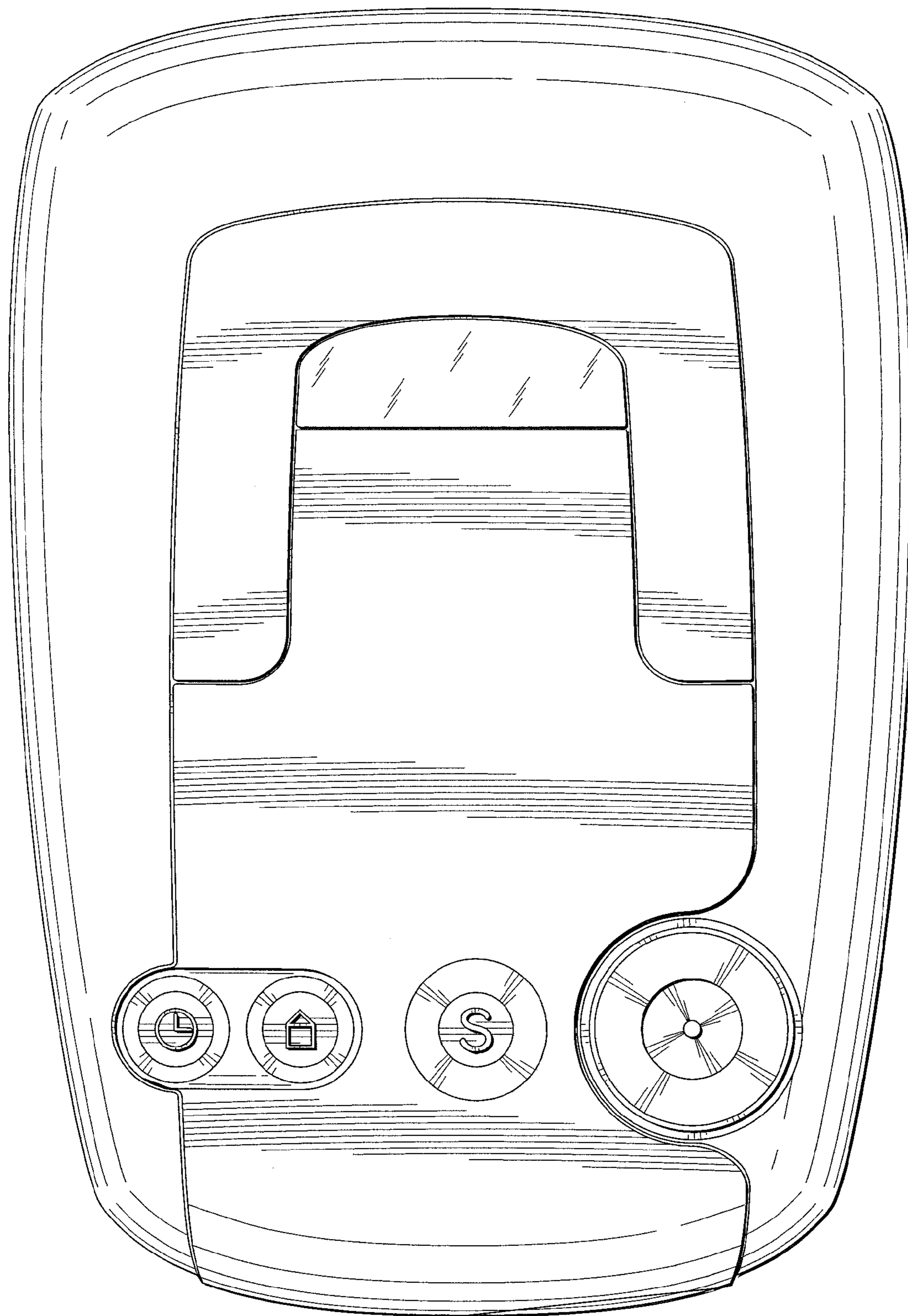


FIG. 2

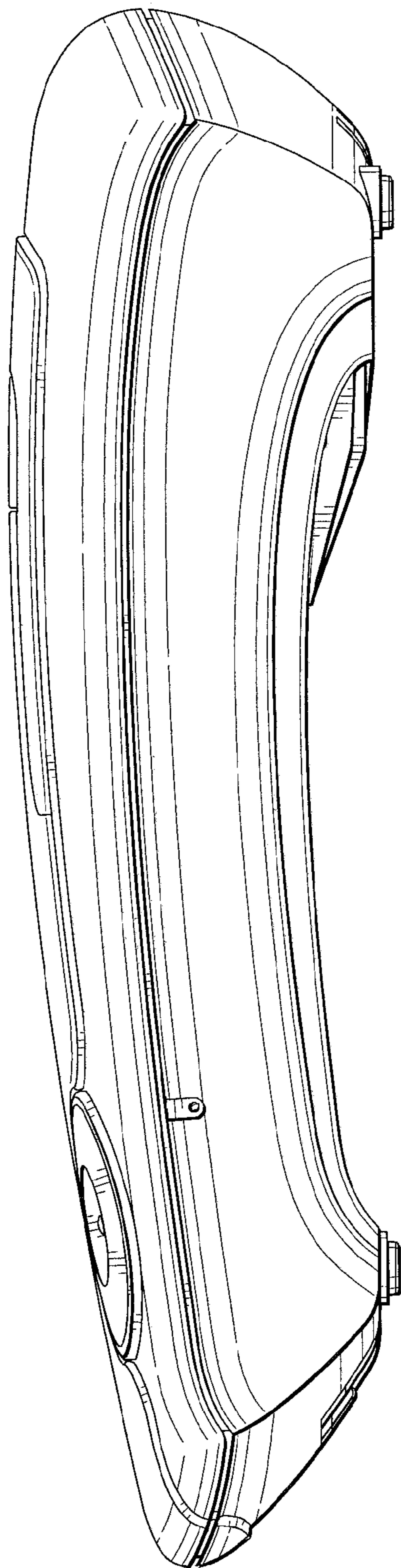


FIG. 3



FIG. 4

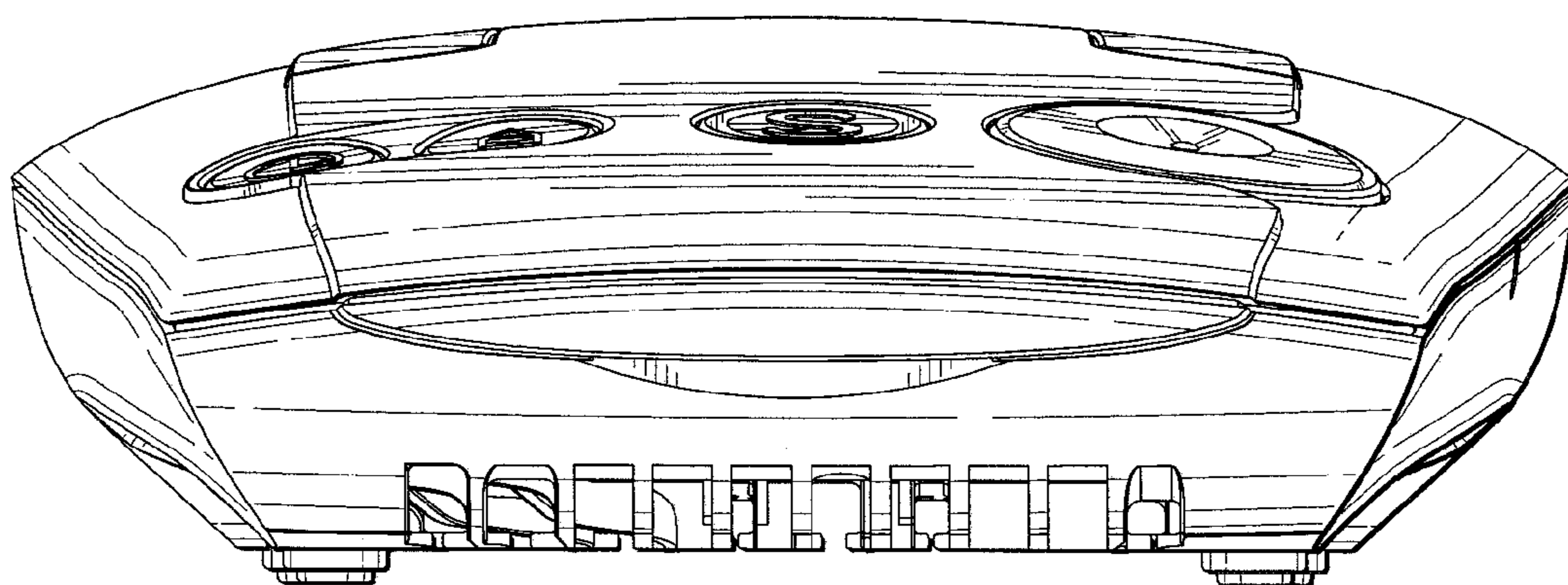


FIG. 5

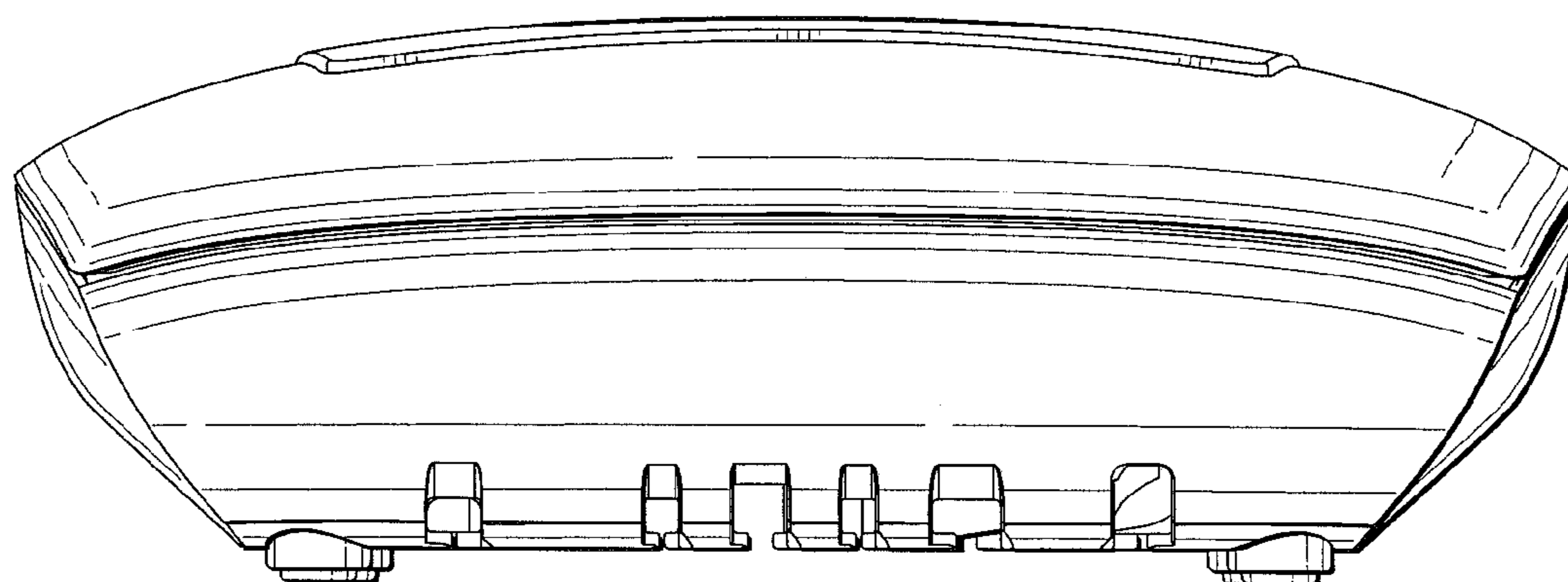


FIG. 6