



US00D576891S

(12) **United States Design Patent**  
**Tripet**

(10) **Patent No.:** **US D576,891 S**

(45) **Date of Patent:** **\*\* Sep. 16, 2008**

(54) **WATCH**

(75) Inventor: **Guillaume Tripet**, Corcelles (CH)

(73) Assignee: **Perrelet S.A.**, Neuchatel (CH)

(\*\*) Term: **14 Years**

(21) Appl. No.: **29/276,146**

(22) Filed: **Jan. 17, 2007**

(30) **Foreign Application Priority Data**

Sep. 21, 2006 (WO) ..... DM/068 175

(51) **LOC (8) Cl.** ..... **10-02**

(52) **U.S. Cl.** ..... **D10/33; D10/39**

(58) **Field of Classification Search** ..... D10/30-39,  
D10/122-132; 368/276, 281, 282, 285, 15-18,  
368/223, 228, 232, 28  
See application file for complete search history.

(56) **References Cited**

**U.S. PATENT DOCUMENTS**

D19,634 S *	2/1890	Benfield	.....	D10/33
508,467 A *	11/1893	Clark	.....	368/18
D48,658 S *	2/1916	Vaipan	.....	D10/126
2,361,563 A *	10/1944	Pellaton	.....	368/80
D186,180 S *	9/1959	Diamond	.....	D10/39
3,183,659 A *	5/1965	Etienne	.....	368/220
D212,773 S *	11/1968	Booth	.....	D10/126
D250,694 S *	1/1979	Perrin	.....	D10/39
4,766,579 A *	8/1988	Sporring	.....	368/190
D302,133 S *	7/1989	Woomer	.....	D10/39

4,881,213 A *	11/1989	Zaslowsky	.....	368/15
D353,108 S *	12/1994	Rabassa	.....	D10/32
5,467,325 A *	11/1995	Juillerat	.....	368/276
D365,526 S *	12/1995	Gardner	.....	D10/39
D423,953 S *	5/2000	Kauffmann	.....	D10/39
D474,118 S *	5/2003	Monachon	.....	D10/32
D479,137 S *	9/2003	Kauffmann	.....	D10/39
D524,171 S *	7/2006	Monachon	.....	D10/32
D552,490 S *	10/2007	Laucella	.....	D10/31
D554,003 S *	10/2007	Journe	.....	D10/31
D559,130 S *	1/2008	Laucella	.....	D10/39

\* cited by examiner

*Primary Examiner*—Lucy Lieberman

(57) **CLAIM**

The ornamental design for a watch, as shown and described.

**DESCRIPTION**

FIG. 1 is front view of my new, original and ornamental design for a watch;

FIG. 2 is a rear view thereof;

FIG. 3 is a left view thereof;

FIG. 4 is a right view thereof;

FIG. 5 is a bottom view thereof;

FIG. 6 is a top view thereof; and,

FIG. 7 is a right side perspective view thereof.

The broken lines shown in the drawings are for illustrative purposes only and form no part of the claimed design.

**1 Claim, 4 Drawing Sheets**



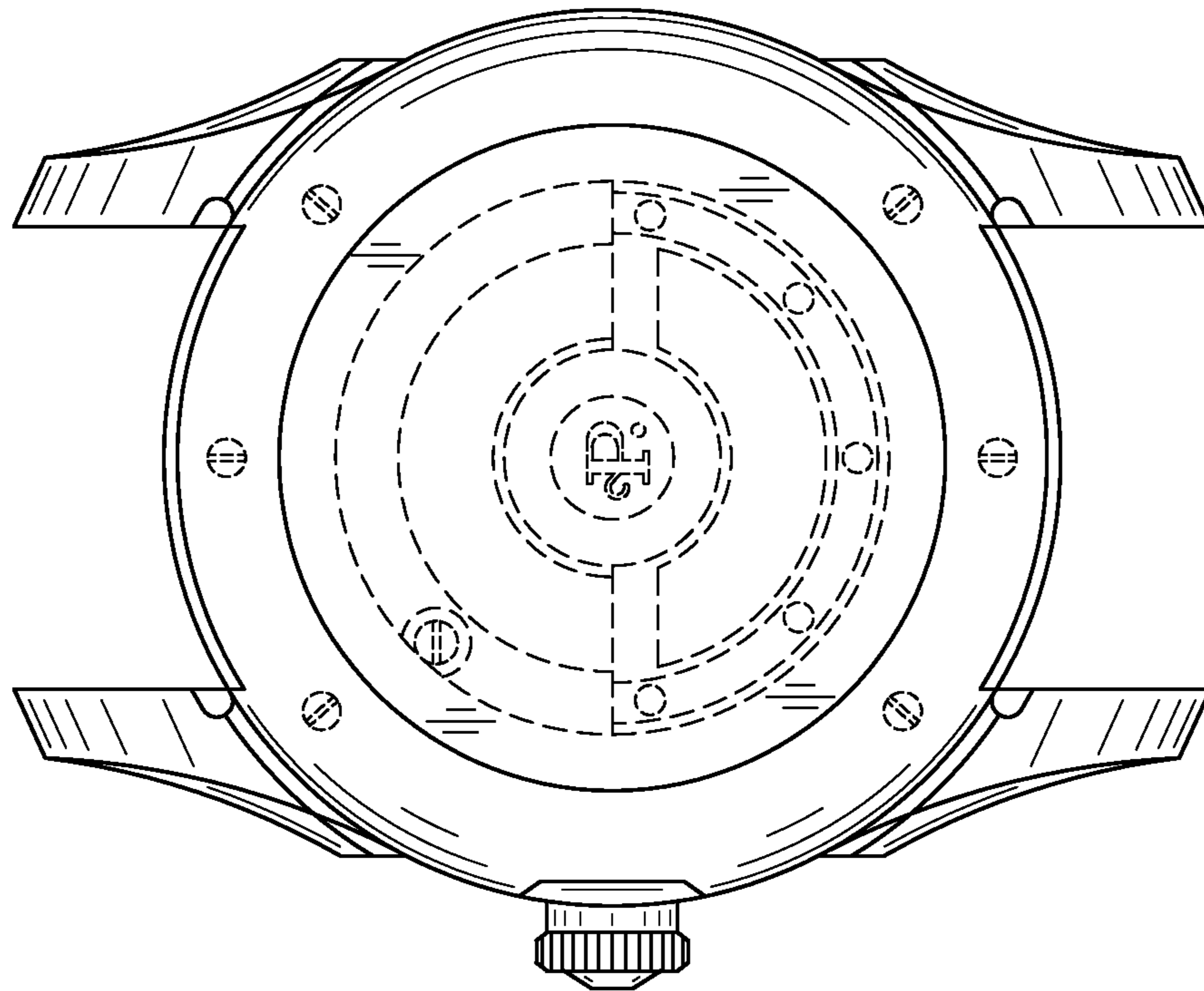


FIG. 2




FIG. 1

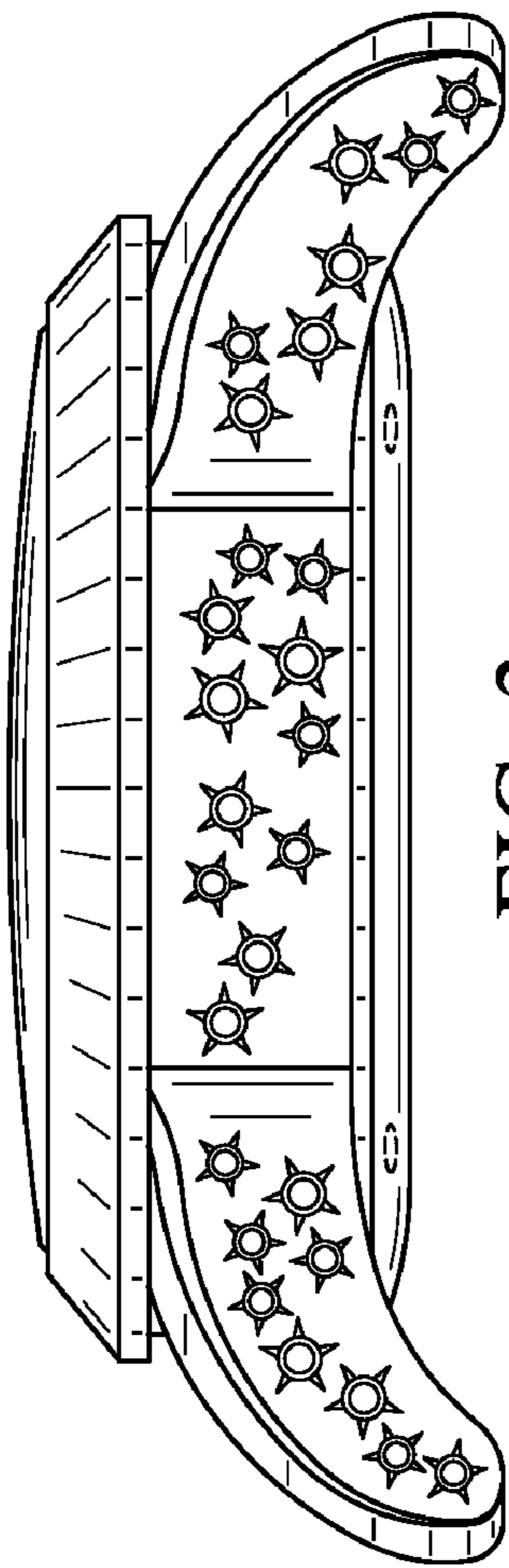


FIG. 3




FIG. 4

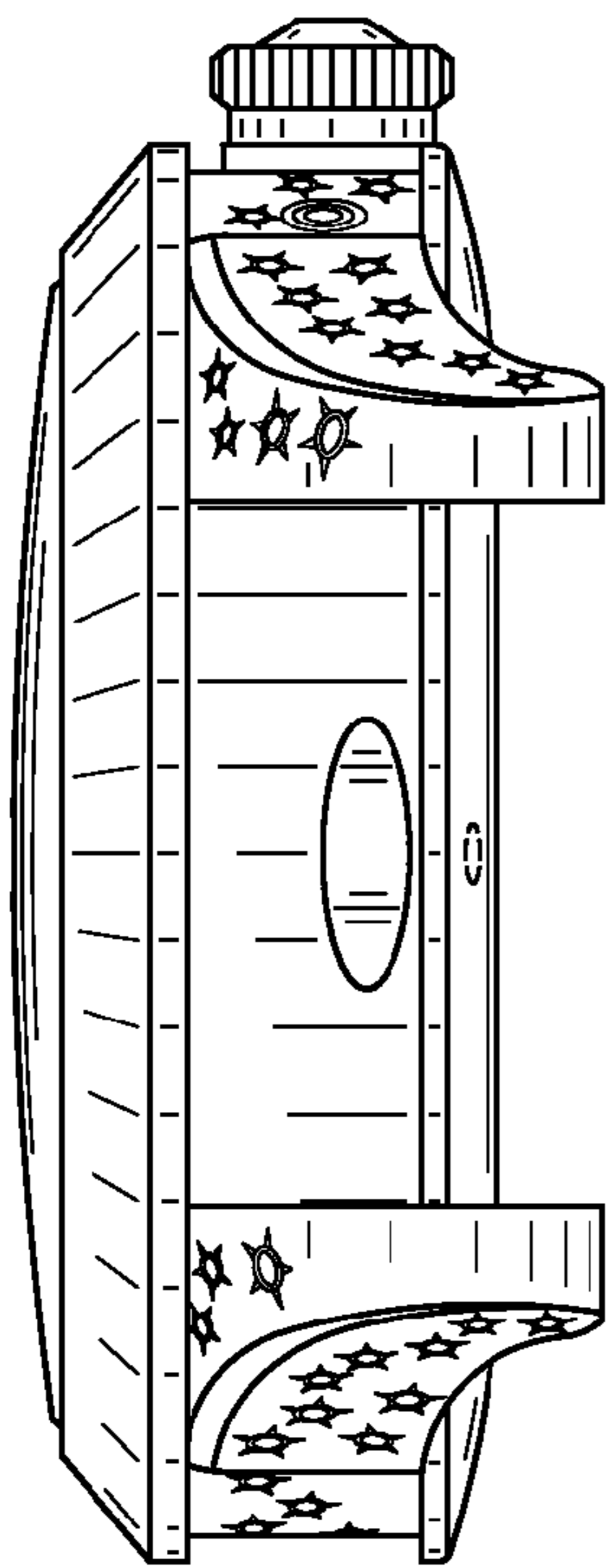


FIG. 5

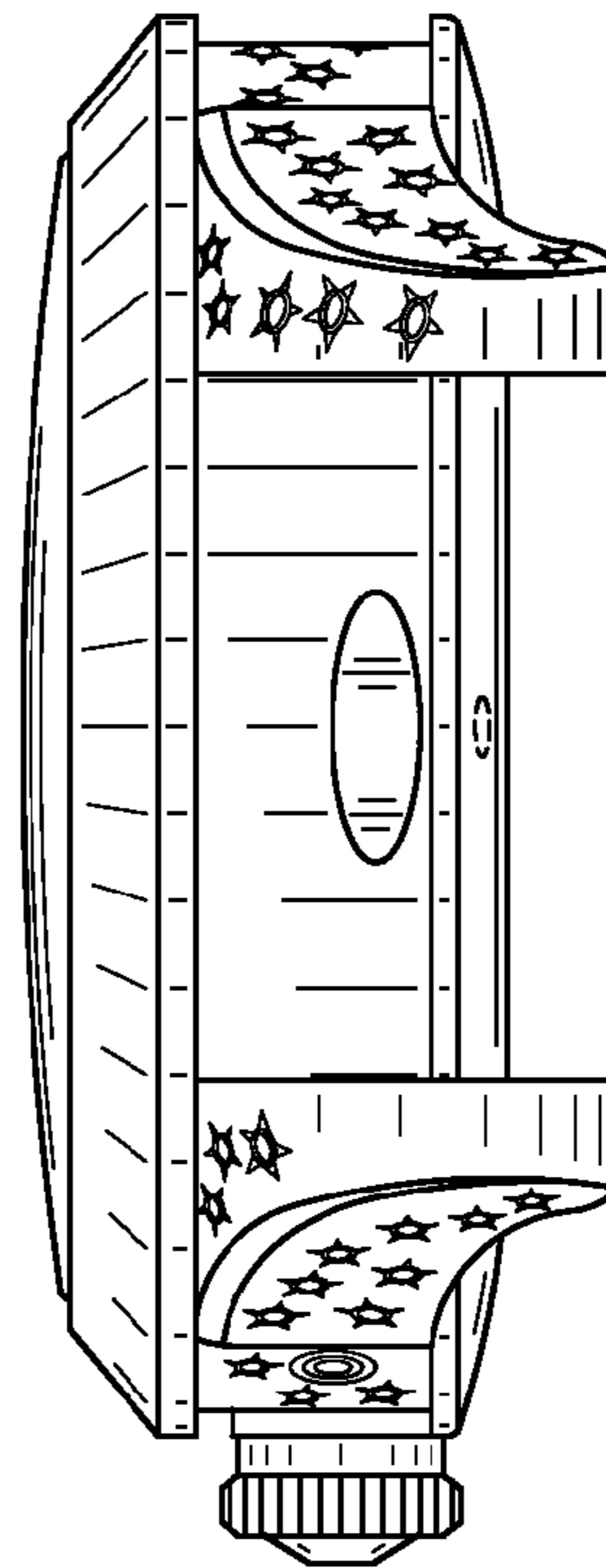


FIG. 6

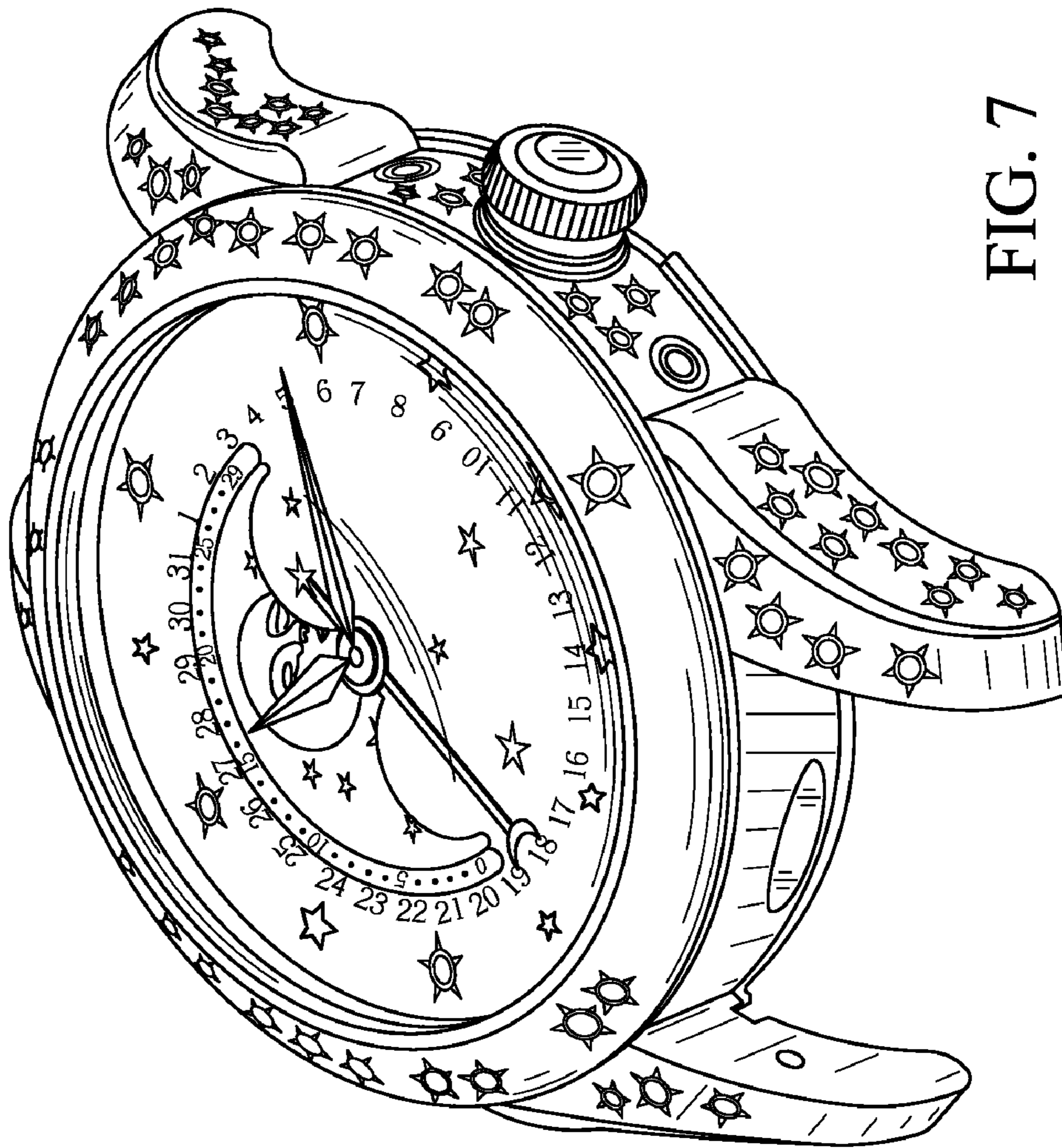


FIG. 7