



US00D576867S

(12) **United States Design Patent**
Kretz

(10) **Patent No.:** **US D576,867 S**
(45) **Date of Patent:** **** Sep. 16, 2008**

(54) **WIRE REEL**

(76) Inventor: **William N. Kretz**, 13107 Limestone Ct.,
New Smyrna Beach, FL (US) 32168

(**) Term: **14 Years**

(21) Appl. No.: **29/288,648**

(22) Filed: **Jun. 19, 2007**

(51) **LOC (8) Cl.** **08-08**

(52) **U.S. Cl.** **D8/356**

(58) **Field of Classification Search** D8/105,
D8/107, 333, 349, 354, 356, 358, 360, 360.1,
D8/367, 373, 382, 383, 394–396, 400; D23/261;
D26/38; 24/16 R, 18, 197, 561, 570; 174/153 G,
174/650, 656; 242/400.1, 405.1, 405.2, 600,
242/603, 604, 604.1, 607, 608, 608.6, 608.7,
242/609, 916; 248/65, 74.1–74.4, 201, 214,
248/215, 229.26, 302, 304, 316.7, 316.8;
439/501, 535; 16/2.1; D13/147; 385/137
See application file for complete search history.

(56) **References Cited**

U.S. PATENT DOCUMENTS

436,638 A	9/1890	Quigley	
933,189 A *	9/1909	Linnell	242/405.1
1,016,783 A	2/1912	Schmucker	
1,485,996 A *	3/1924	Stout	24/18
1,854,149 A *	4/1932	Laencher	40/662
2,016,181 A *	10/1935	Sharp	242/587.2
2,204,939 A *	6/1940	Lyons	191/12 R
2,366,755 A	1/1945	Rogne	
2,371,756 A *	3/1945	Gomberg	242/405.1
2,422,358 A	6/1947	Lobl	
2,437,055 A *	3/1948	Thompson	294/150
2,470,212 A *	5/1949	Carlson	242/405.1
2,532,394 A	12/1950	D'Amico	
D173,148 S *	10/1954	Emmite	D8/382
2,772,056 A	11/1956	Harpfer et al.	
D180,332 S *	5/1957	Reimer	D8/358
2,902,821 A *	9/1959	Kelly, Jr.	59/80
D199,870 S *	12/1964	Osrow	D8/382
D210,142 S *	2/1968	Kennedy	D8/358
D221,511 S *	8/1971	Dufault	D8/358
D228,630 S *	10/1973	Brown	D8/394

D230,728 S *	3/1974	Richman	D24/128
3,817,471 A	6/1974	Finneman	
4,285,477 A	8/1981	Oxendahl et al.	
4,497,457 A	2/1985	Harvey	
D284,299 S *	6/1986	Auerbach et al.	D22/143
4,779,816 A	10/1988	Varlet	
D319,777 S *	9/1991	Granger	D8/373
5,064,150 A *	11/1991	Prouty	244/155 A
D337,718 S *	7/1993	Donaldson	D8/358
D347,989 S *	6/1994	DeWard	D8/358
D359,229 S *	6/1995	Jules	D8/395
D369,756 S *	5/1996	Noel	D10/64
D372,188 S *	7/1996	Van Dyke	D8/358
D395,999 S *	7/1998	Schmidt	D8/358
5,984,224 A *	11/1999	Yang	242/400.1
D424,914 S *	5/2000	Hatch	D8/373
D461,115 S *	8/2002	Vassioukevitch	D8/360.1
D509,725 S *	9/2005	Watson	D8/395
D514,923 S *	2/2006	Brown	D8/354
7,098,406 B1	8/2006	Hammonds	

* cited by examiner

Primary Examiner—T. Chase Nelson

Assistant Examiner—Karen Acker

(74) *Attorney, Agent, or Firm*—Paul S. Rooy

(57) **CLAIM**

The ornamental design for a wire reel, as shown and described.

DESCRIPTION

FIG. 1 is a front quarter elevated isometric view of a wire reel.

FIG. 2 is a top view of a wire reel.

FIG. 3 is a front view of a wire reel.

FIG. 4 is a bottom view a wire reel.

FIG. 5 is a rear view of a wire reel.

FIG. 6 is a left side view of a wire reel and is enlarged in comparison to the other views; and,

FIG. 7 is a right side view of a wire reel and is enlarged in comparison to the other views.

1 Claim, 4 Drawing Sheets

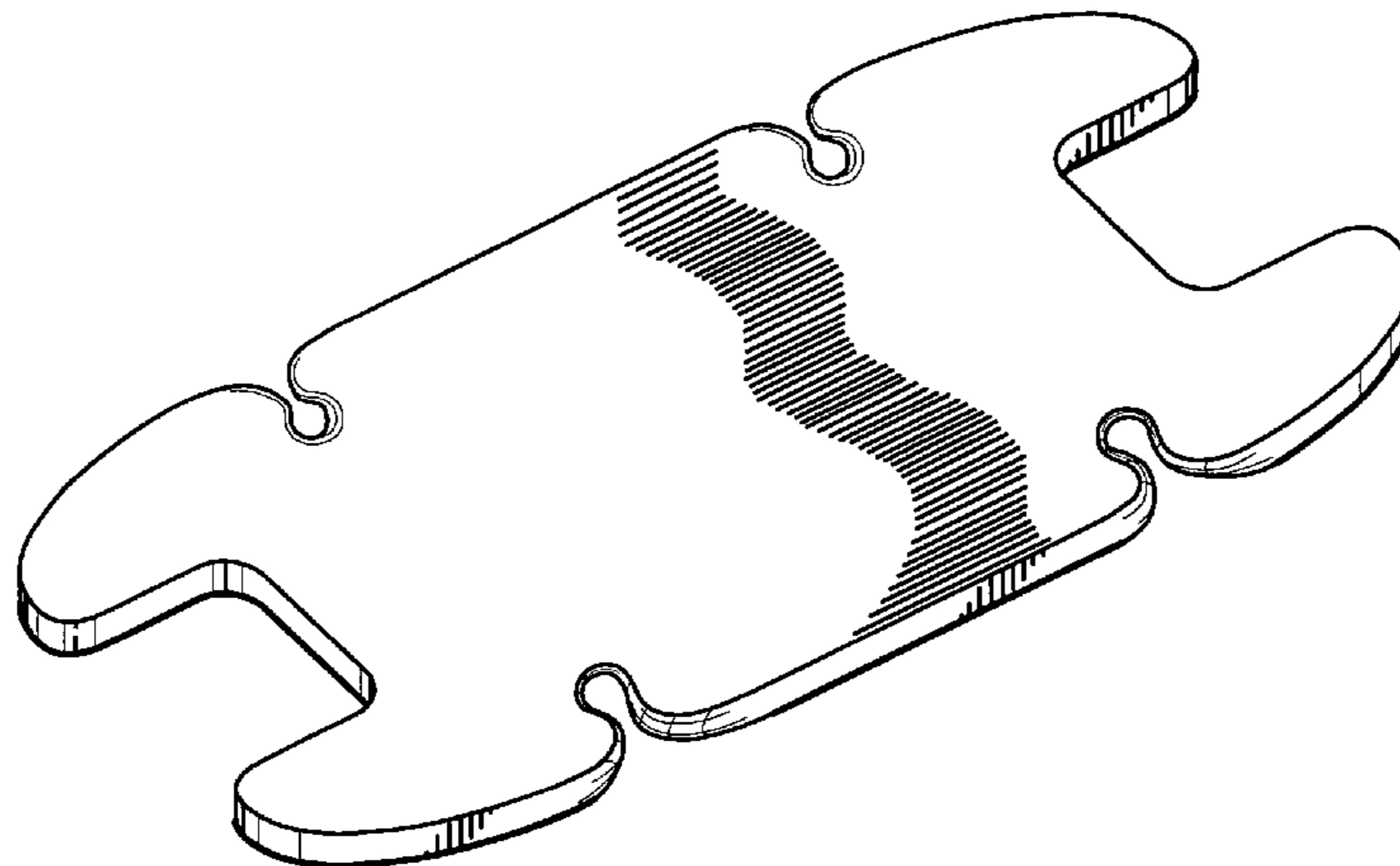


Fig. 1

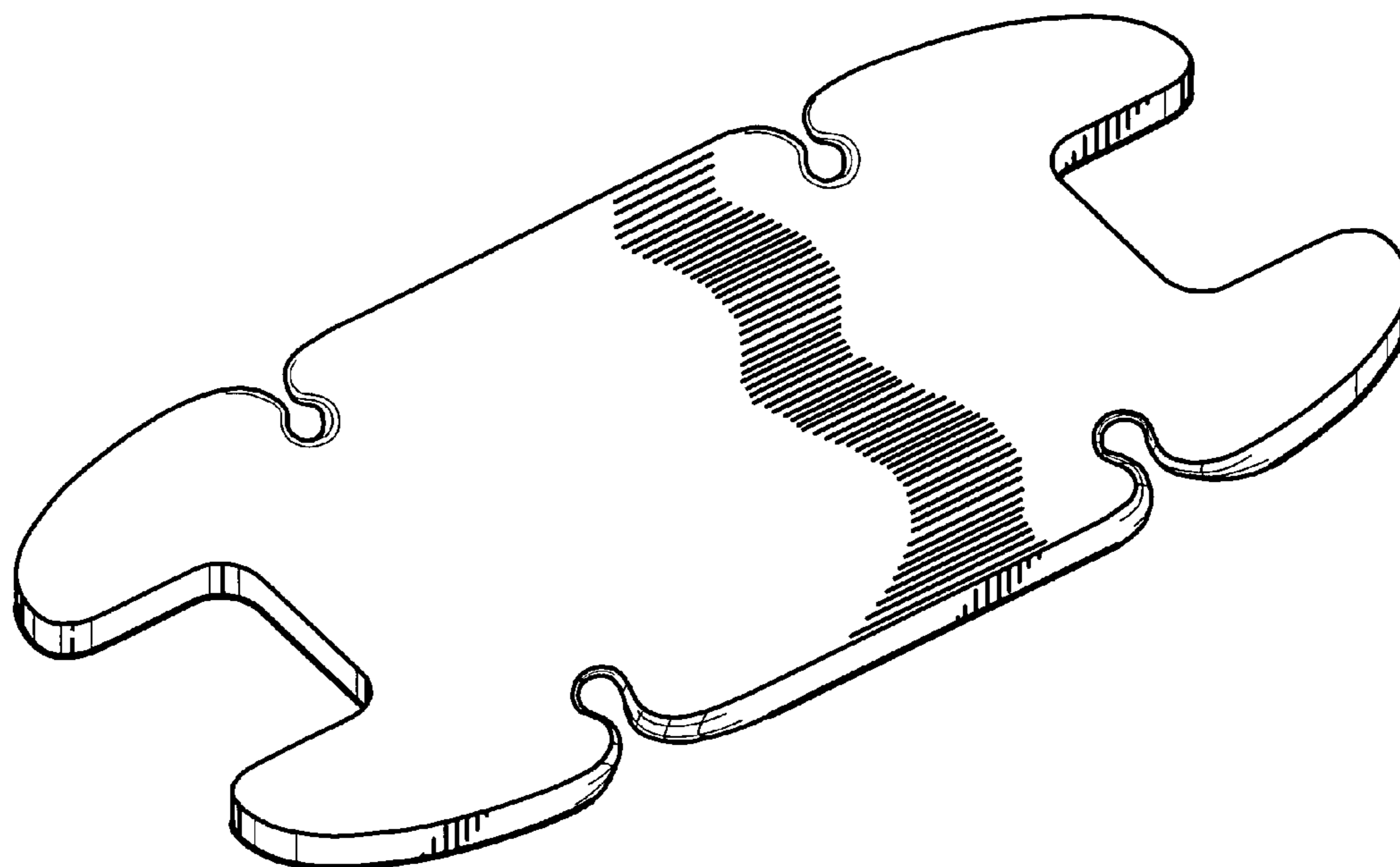


Fig. 2




Fig. 3



Fig. 4

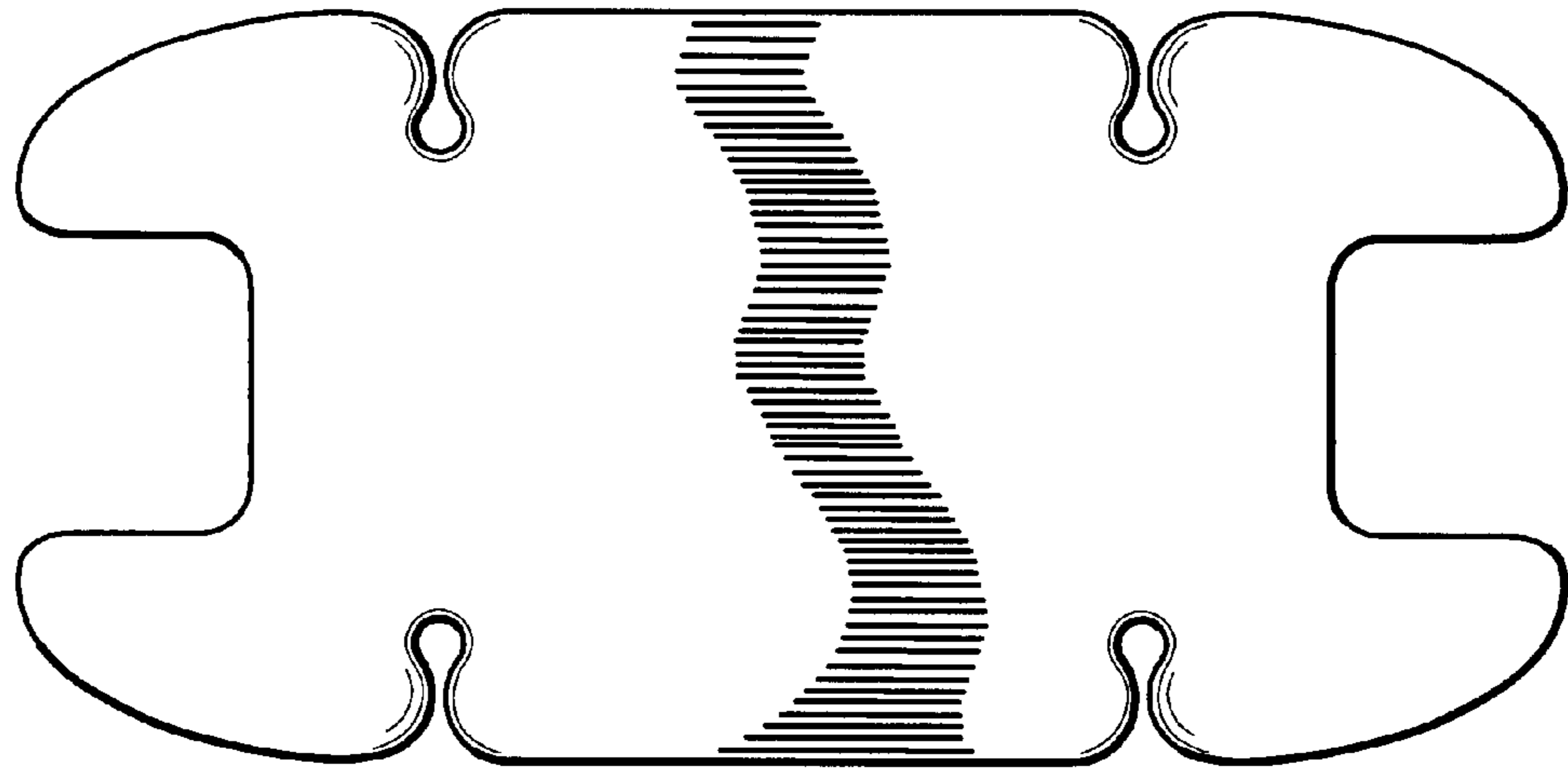


Fig. 5



Fig. 6



Fig. 7

