



US00D576863S

(12) **United States Design Patent**  
**Blomstrom et al.**

(10) **Patent No.:** **US D576,863 S**

(45) **Date of Patent:** **\*\* \*Sep. 16, 2008**

(54) **SHACKLE**

(75) Inventors: **John Blomstrom**, Milwaukee, WI (US);  
**John Heppner**, Kenosha, WI (US);  
**Christopher Rohde**, West Allis, WI  
(US); **Glenn P. Meekma**, Menomonee  
Falls, WI (US)

(73) Assignee: **Master Lock Company LLC**, Oak  
Creek, WI (US)

(\*\*) Term: **14 Years**

(21) Appl. No.: **29/279,896**

(22) Filed: **May 10, 2007**

(51) **LOC (8) Cl.** ..... **08-07**

(52) **U.S. Cl.** ..... **D8/343**

(58) **Field of Classification Search** ..... D8/330,  
D8/331, 333, 334, 343, 344, 356, 367, 382,  
D8/383, 499; 70/14, 18, 20-22, 24, 31, 32,  
70/34, 35, 38 A, 38 B, 38 C, 51-54, 56

See application file for complete search history.

(56) **References Cited**

**U.S. PATENT DOCUMENTS**

8,318 A	8/1851	Tilton
55,167 A	5/1866	Saladee
229,332 A	6/1880	Pease
439,635 A	11/1890	Bryant
596,596 A	1/1898	Johnson
816,492 A	3/1906	Mohr
823,919 A	6/1906	Caldwell
D38,773 S	8/1907	Erickson
1,016,455 A	2/1912	Stone
1,103,015 A	7/1914	Andrus
1,172,970 A	2/1916	Fowler
1,490,453 A	4/1924	Caldwell
1,581,953 A	4/1926	Jackson
D82,115 S	9/1930	Smith
D83,283 S	2/1931	Stone

(Continued)

**OTHER PUBLICATIONS**

Master Lock, No. 930 Padlocks Product Description, Master Lock  
web site, 2003.

(Continued)

*Primary Examiner*—Mitchell I. Siegel

*Assistant Examiner*—Shanda C Hill

(74) *Attorney, Agent, or Firm*—Calfee, Halter & Griswold  
LLP

(57) **CLAIM**

We claim the ornamental design for a shackle, as shown and  
described.

**DESCRIPTION**

FIG. 1 is a perspective view of a shackle showing our new  
design;

FIG. 2 is a front view of FIG. 1;

FIG. 3 is a rear view of FIG. 1;

FIG. 4 is a cross-sectional view of FIG. 1 taken along the lines  
4—4 of FIG. 2;

FIG. 5 is a right side view of FIG. 1, wherein the left side view  
is a mirror image;

FIG. 6 is a top view of FIG. 1;

FIG. 7 is a bottom view of FIG. 1;

FIG. 8 is a perspective view of FIG. 1 shown in an alternate  
environment;

FIG. 9 is a front view of FIG. 8;

FIG. 10 is a rear view of FIG. 8;

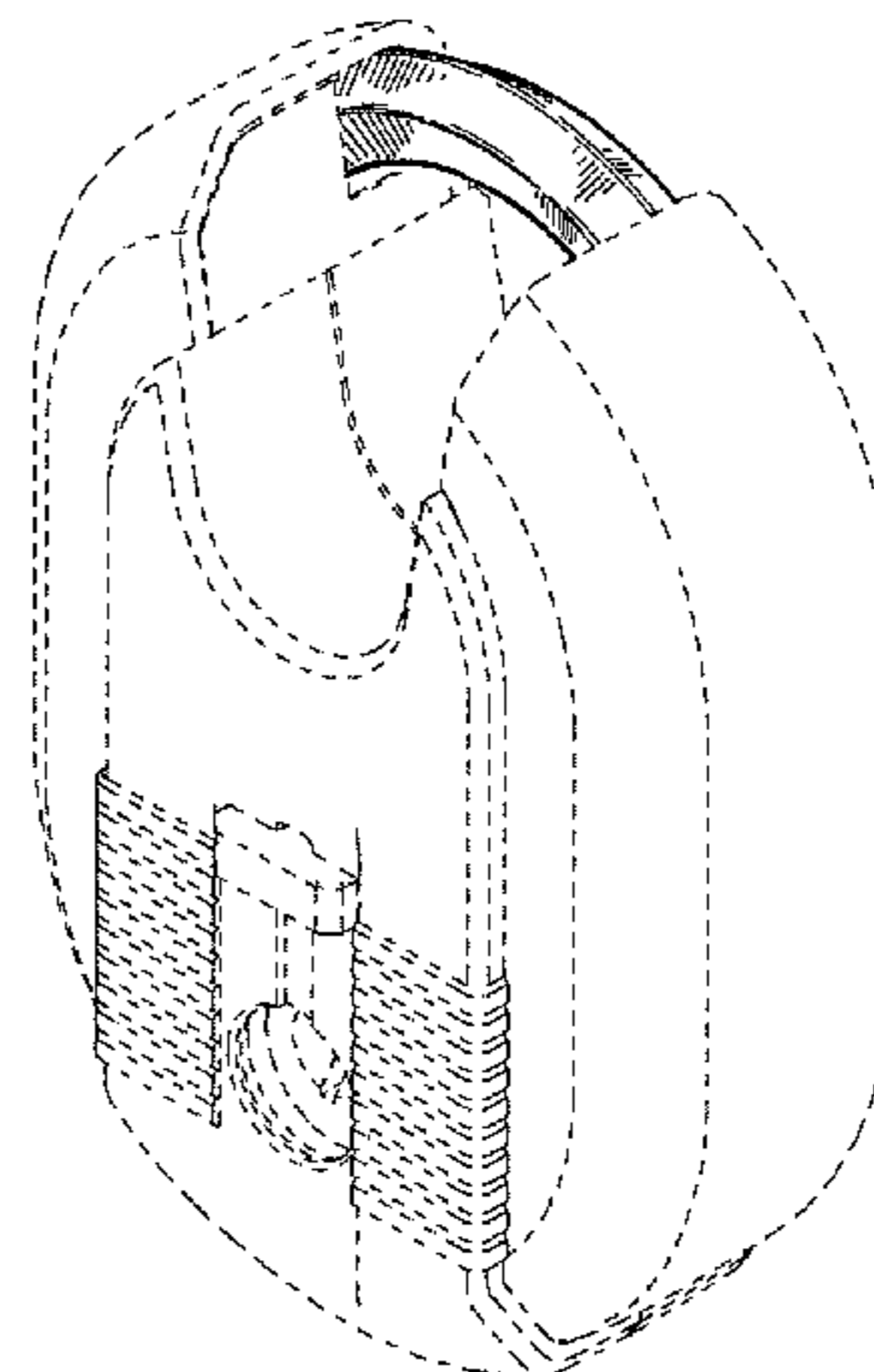
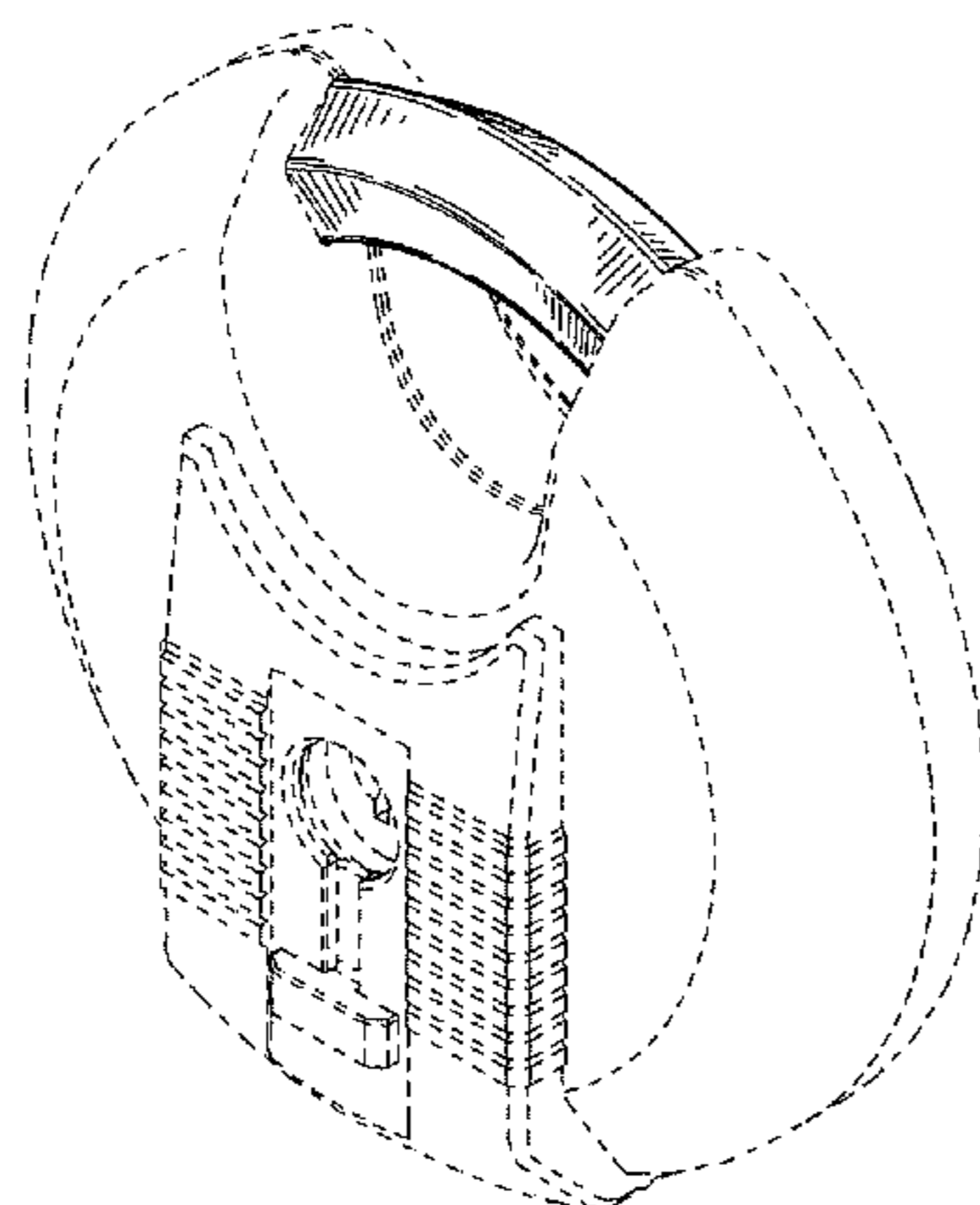
FIG. 11 is a right side view of FIG. 8, wherein the left side  
view is a mirror image;

FIG. 12 is a top view of FIG. 8; and,

FIG. 13 is a bottom view of FIG. 8.

The broken lines shown in the drawing disclosure are for  
illustrative purposes only and form no part of the claimed  
design.

**1 Claim, 4 Drawing Sheets**



# US D576,863 S

Page 2

## U.S. PATENT DOCUMENTS

D144,684 S	5/1946	Bouhall	D439,823 S	4/2001	Adler et al.	
3,260,079 A	7/1966	Caskey	D449,510 S	10/2001	Liu	
D231,895 S	6/1974	Stolarz	6,305,198 B1	10/2001	Chastain et al.	
3,835,675 A	9/1974	Lippisch	D455,639 S	4/2002	McDaid et al.	
4,519,226 A	5/1985	Hadaway	6,363,758 B1	4/2002	Ling	
4,905,486 A	3/1990	Appelbaum	D470,746 S	2/2003	Gast	
D314,908 S	2/1991	Pedersen	D476,216 S	6/2003	Vito	
D315,090 S	3/1991	Pedersen	D482,594 S	11/2003	Ling	
4,998,423 A	3/1991	Hsu	D484,777 S	1/2004	Ruan	
5,044,180 A	9/1991	Lebrecht	D524,632 S	7/2006	Kearns et al.	
D342,009 S	12/1993	Lebrecht et al.	D528,402 S *	9/2006	Ruan .....	D8/343
D373,300 S	9/1996	Zane	D529,368 S *	10/2006	Ruan .....	D8/343
D378,567 S	3/1997	Zane	D533,437 S *	12/2006	Ruan .....	D8/343
D379,919 S	6/1997	Mountain	D539,114 S *	3/2007	Vito .....	D8/343
D388,688 S	1/1998	Yang	D541,630 S	5/2007	Blomstrom	
5,765,409 A	6/1998	Yang	D542,625 S	5/2007	Blomstrom et al.	
D406,043 S	2/1999	LeClaire	D545,175 S *	6/2007	Vito .....	D8/343
D407,294 S	3/1999	Chen	D545,177 S *	6/2007	Vito .....	D8/343
D407,625 S	4/1999	Yang	D547,162 S *	7/2007	Heppner .....	D8/343
5,901,587 A	5/1999	Chen	D547,635 S *	7/2007	Vito .....	D8/343
5,918,489 A	7/1999	Yang	D548,568 S *	8/2007	Vito .....	D8/343
5,921,123 A	7/1999	Schwarzkopf et al.	D548,569 S *	8/2007	Vito .....	D8/343
D423,323 S	4/2000	Fiegenger et al.	D549,076 S *	8/2007	Vito .....	D8/343
D423,906 S	5/2000	Fiegenger et al.	D549,554 S *	8/2007	Heppner .....	D8/343
D423,907 S	5/2000	Fiegenger et al.	D556,541 S *	12/2007	Blomstrom et al. ....	D8/343
D423,908 S	5/2000	Liu				
D425,397 S	5/2000	Fiegenger et al.				
D425,398 S	5/2000	Fiegenger et al.				
D426,763 S	6/2000	Adler et al.				
D428,794 S	8/2000	Fiegenger et al.				
D429,993 S	8/2000	Liu				
D432,391 S	10/2000	Heppner				
D437,204 S	2/2001	Kajuch et al.				

## OTHER PUBLICATIONS

Master Lock, No. 40 Padlocks Product Description, Master Lock web site. 2003.

Master Lock, No. 187 padlock Product Product Description, Master Lock web site, 2003.

Locksmith Dealers of America, Discuss Padlock Product Description, Corridor Lock website.

\* cited by examiner

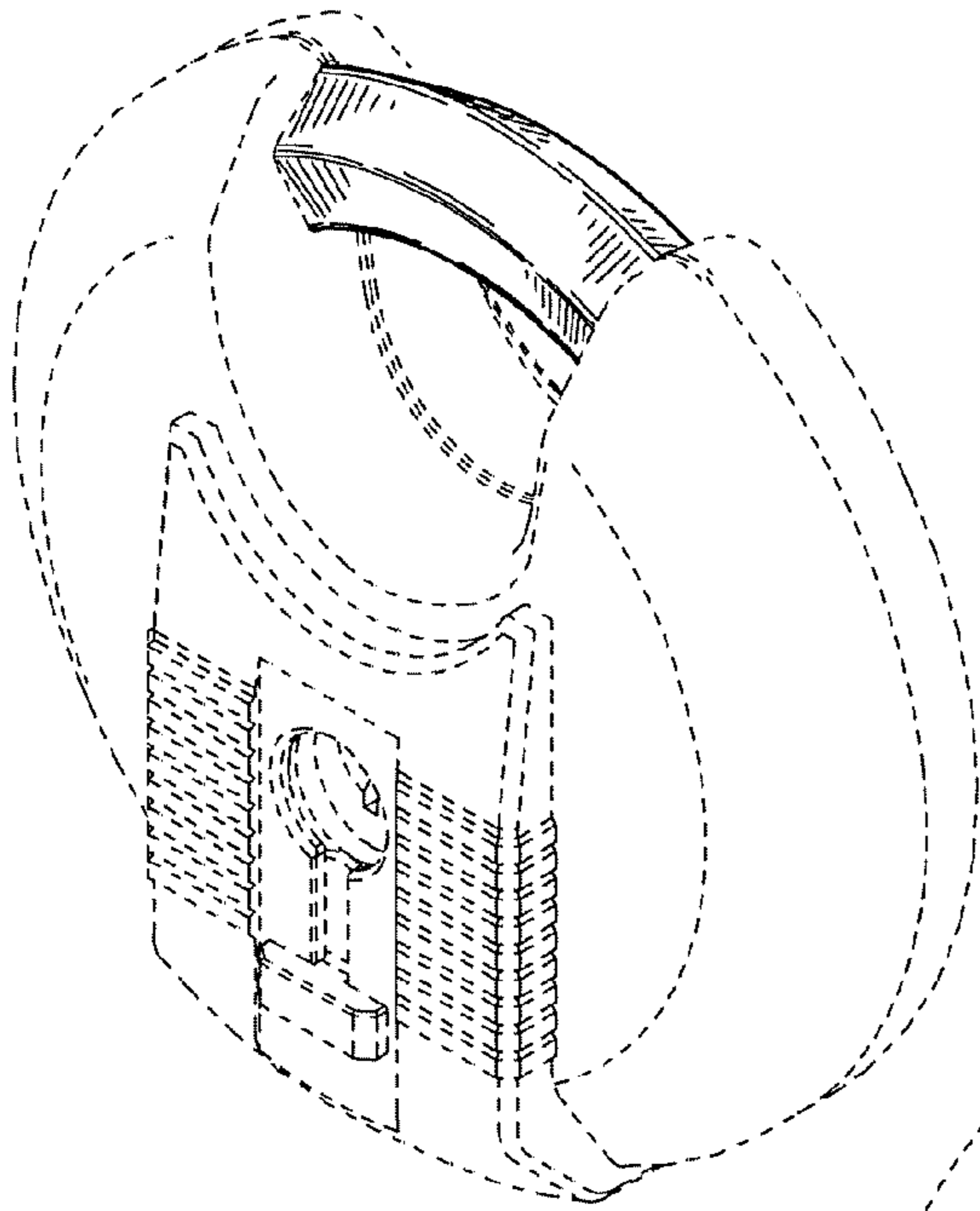


Figure 1

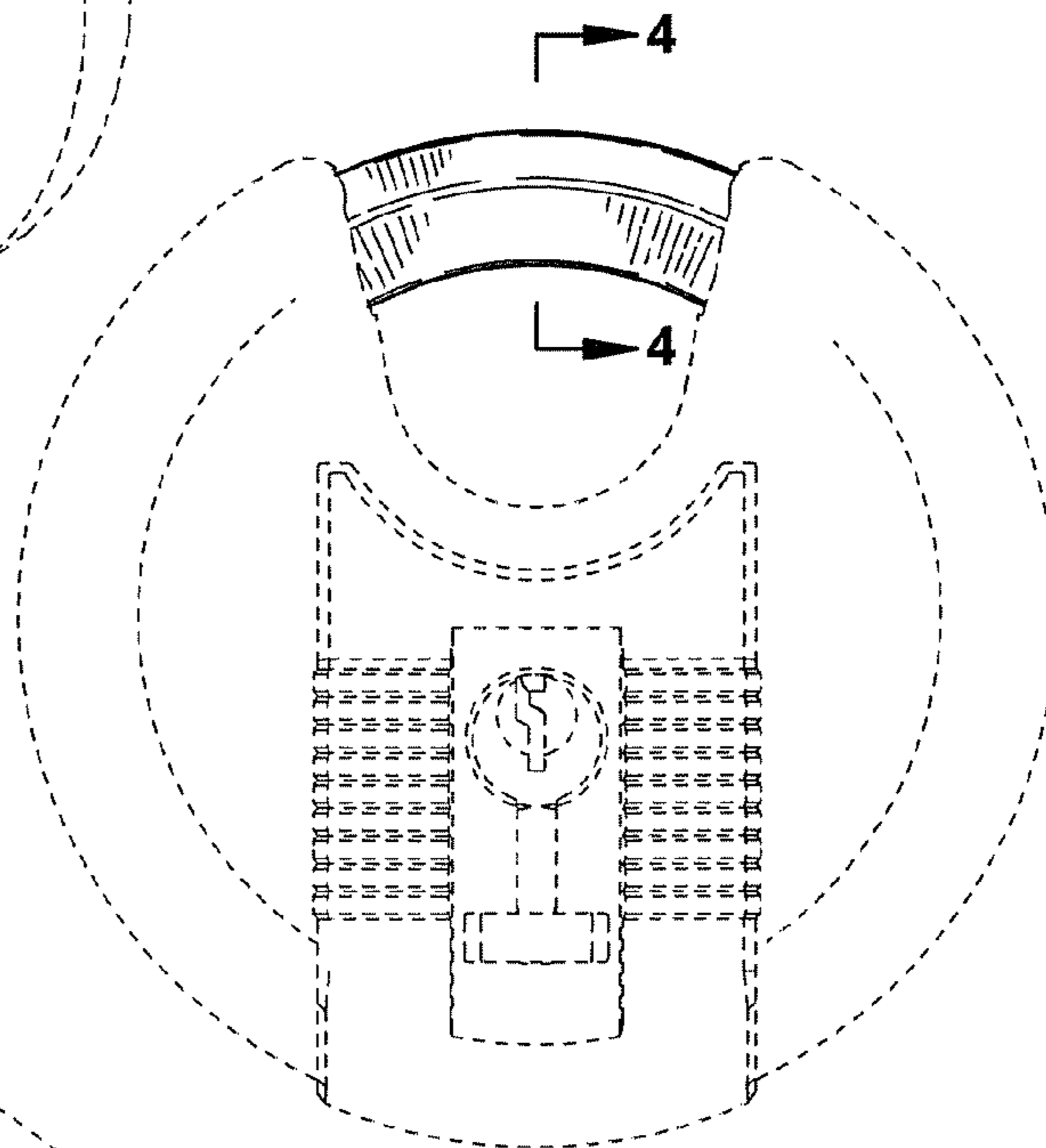


Figure 2

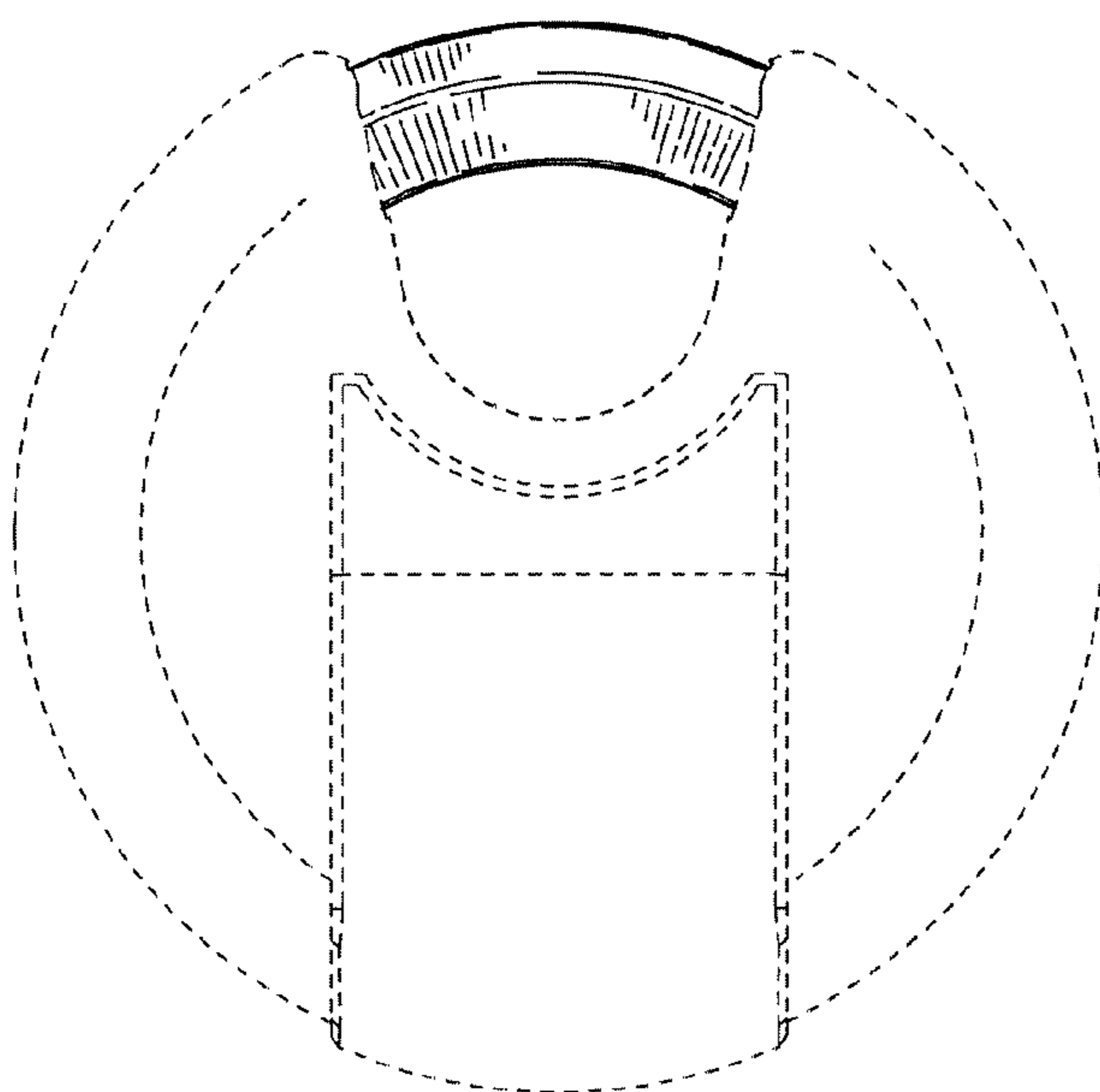
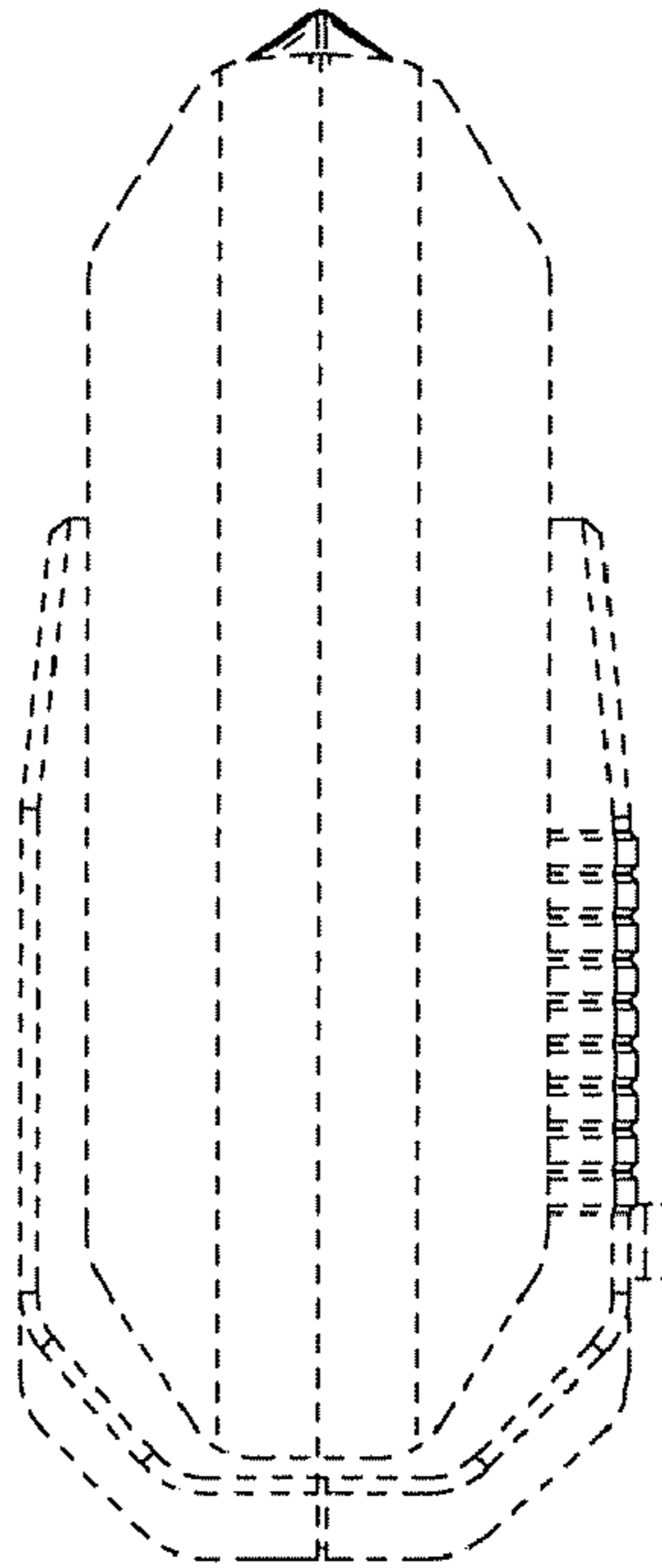


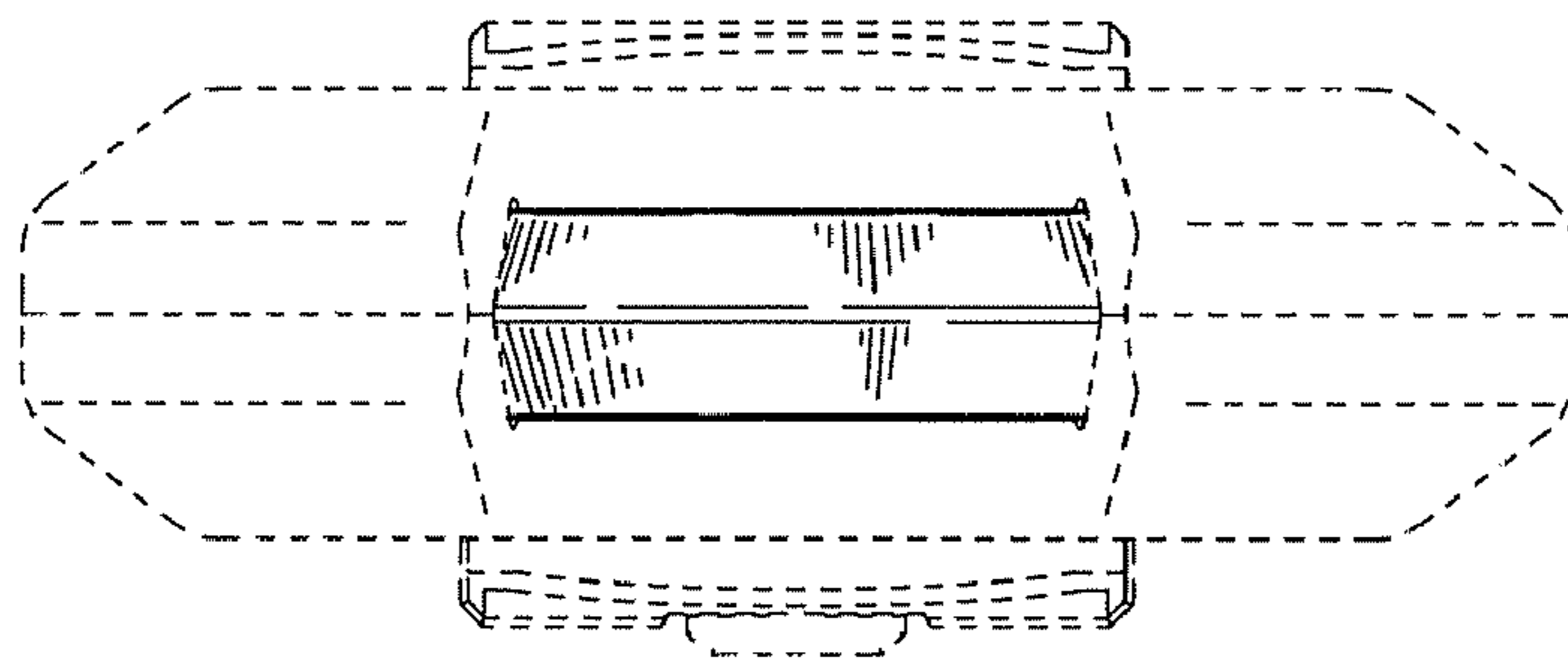
Figure 3




Figure 4



**Figure 5**



**Figure 6**



**Figure 7**

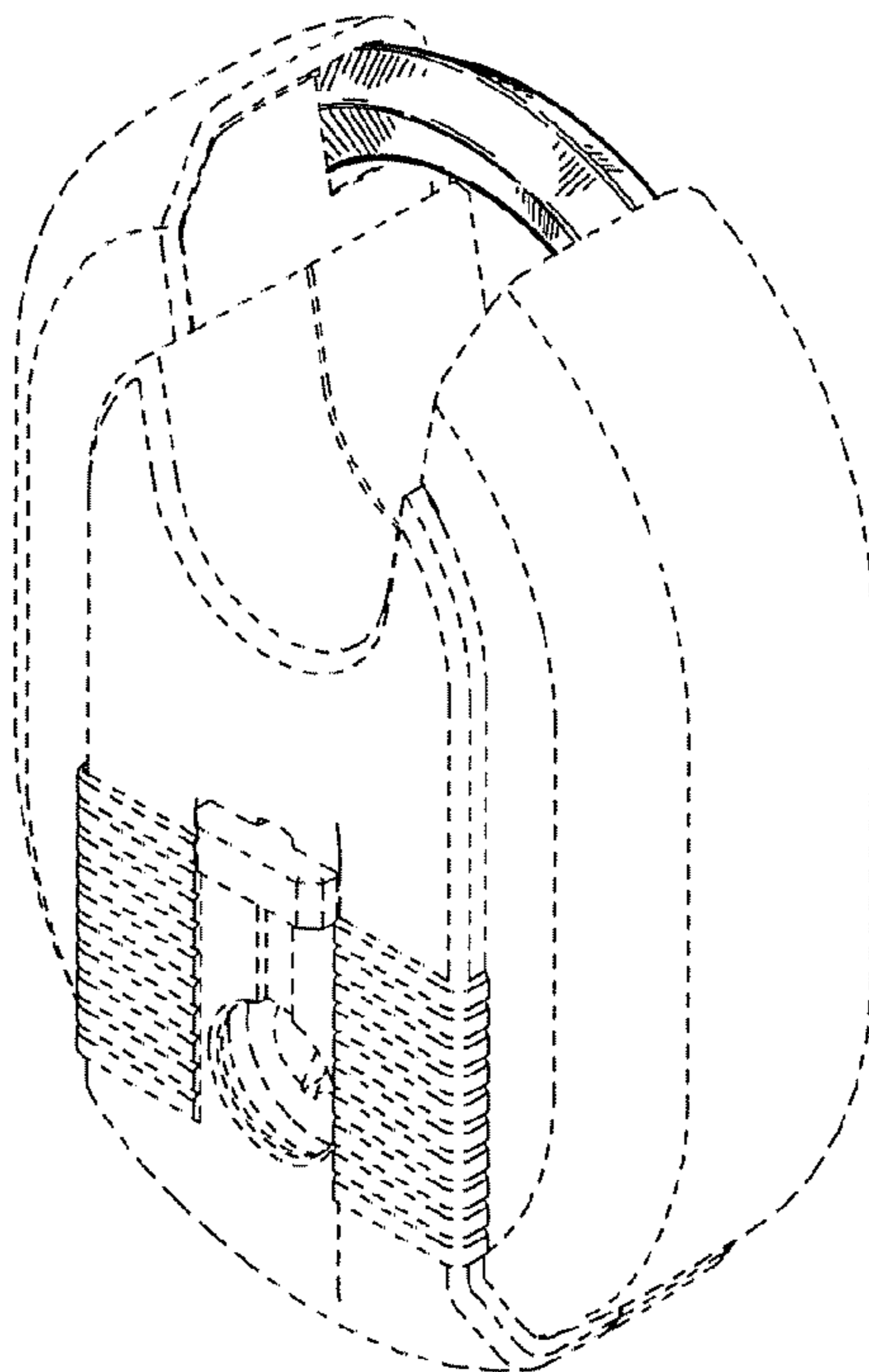


Figure 8

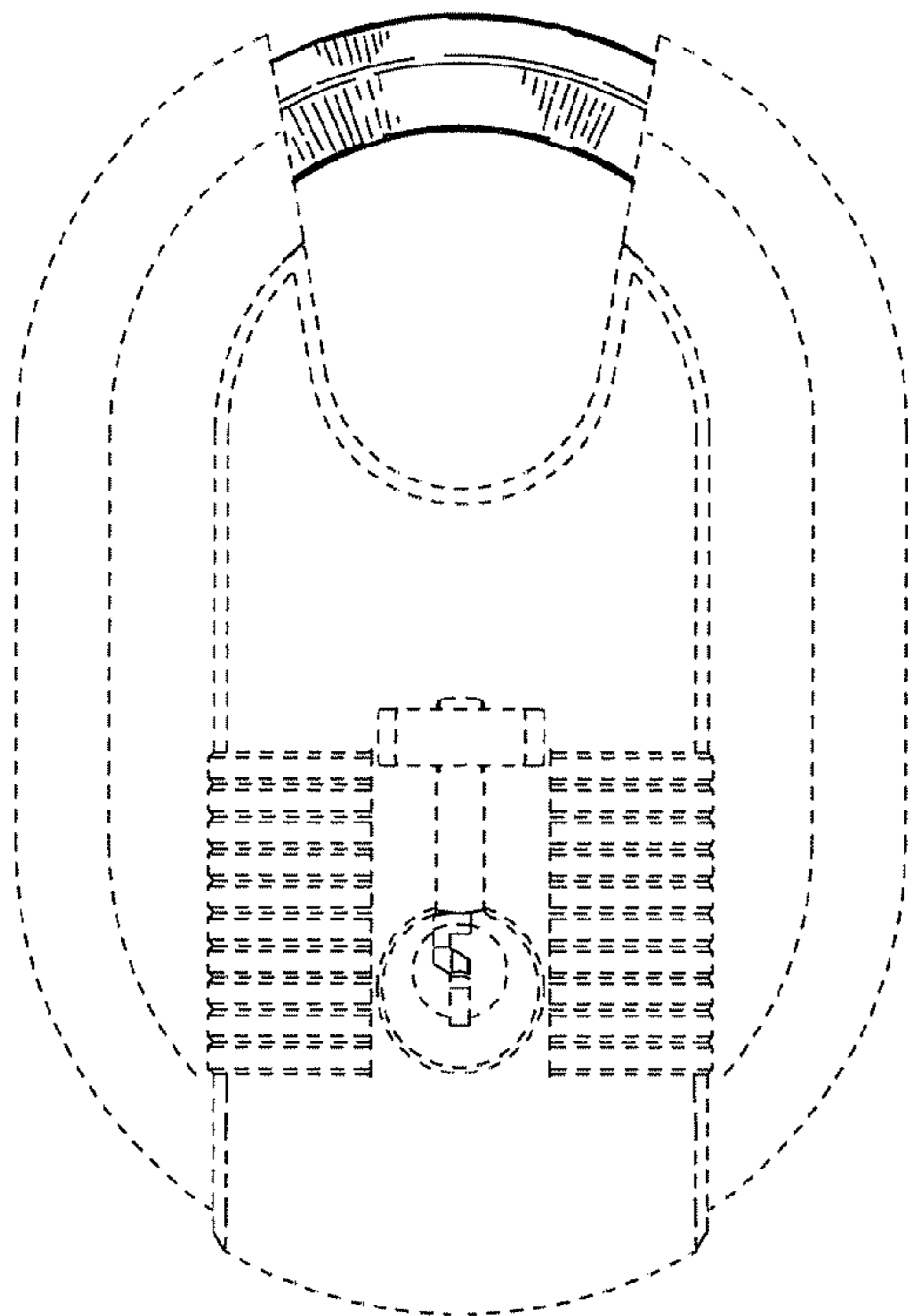


Figure 9

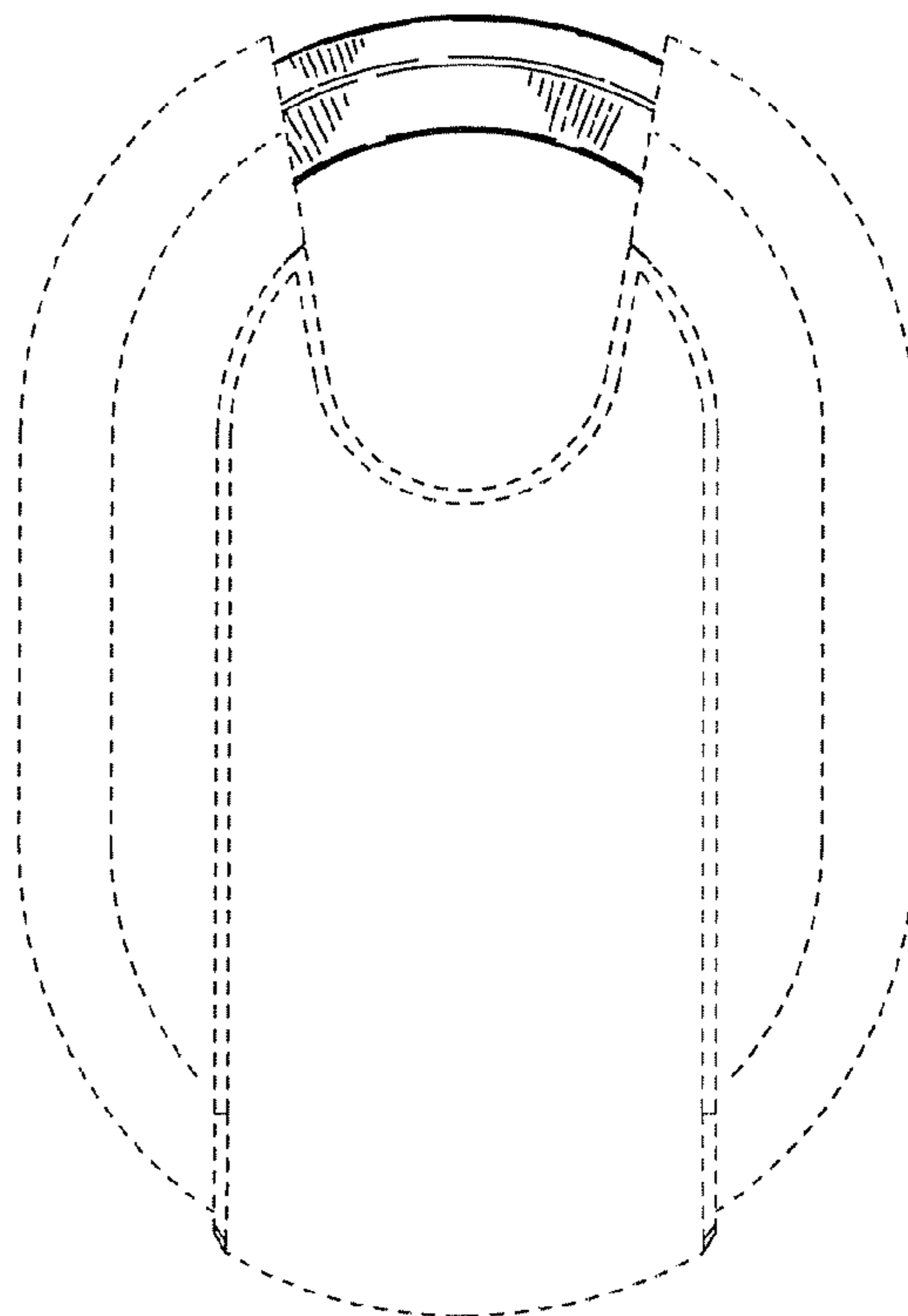


Figure 10

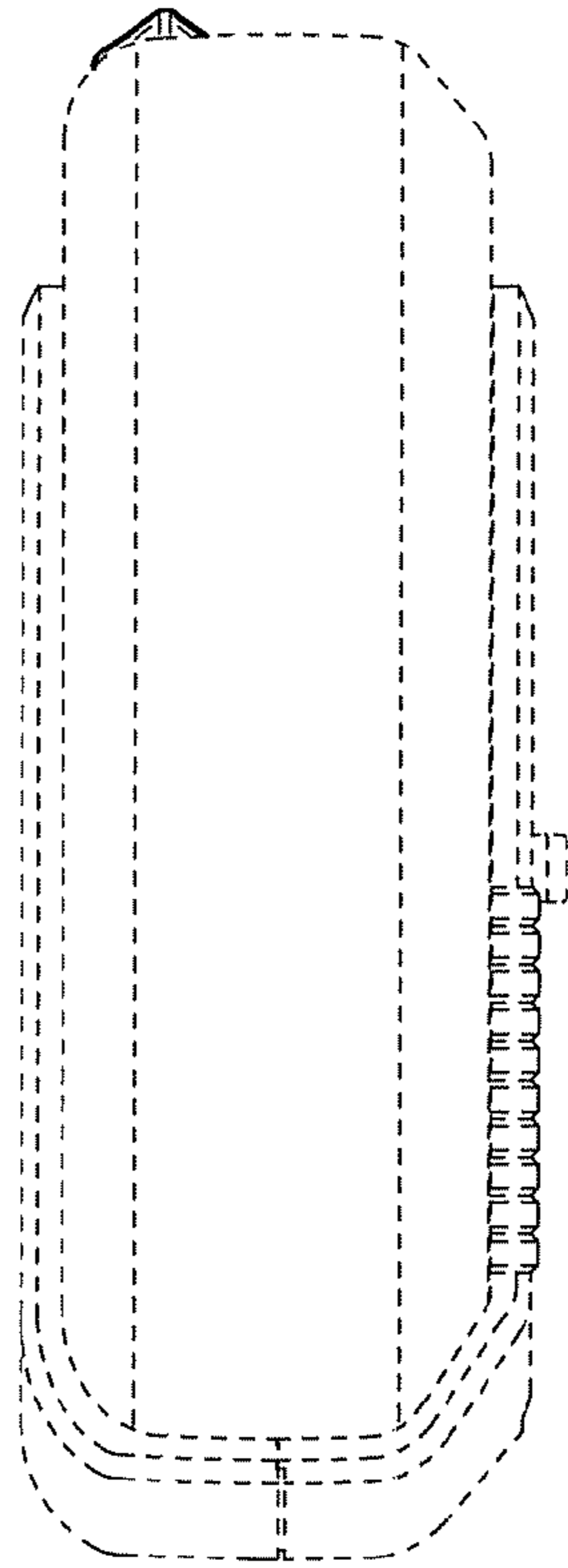


Figure 11

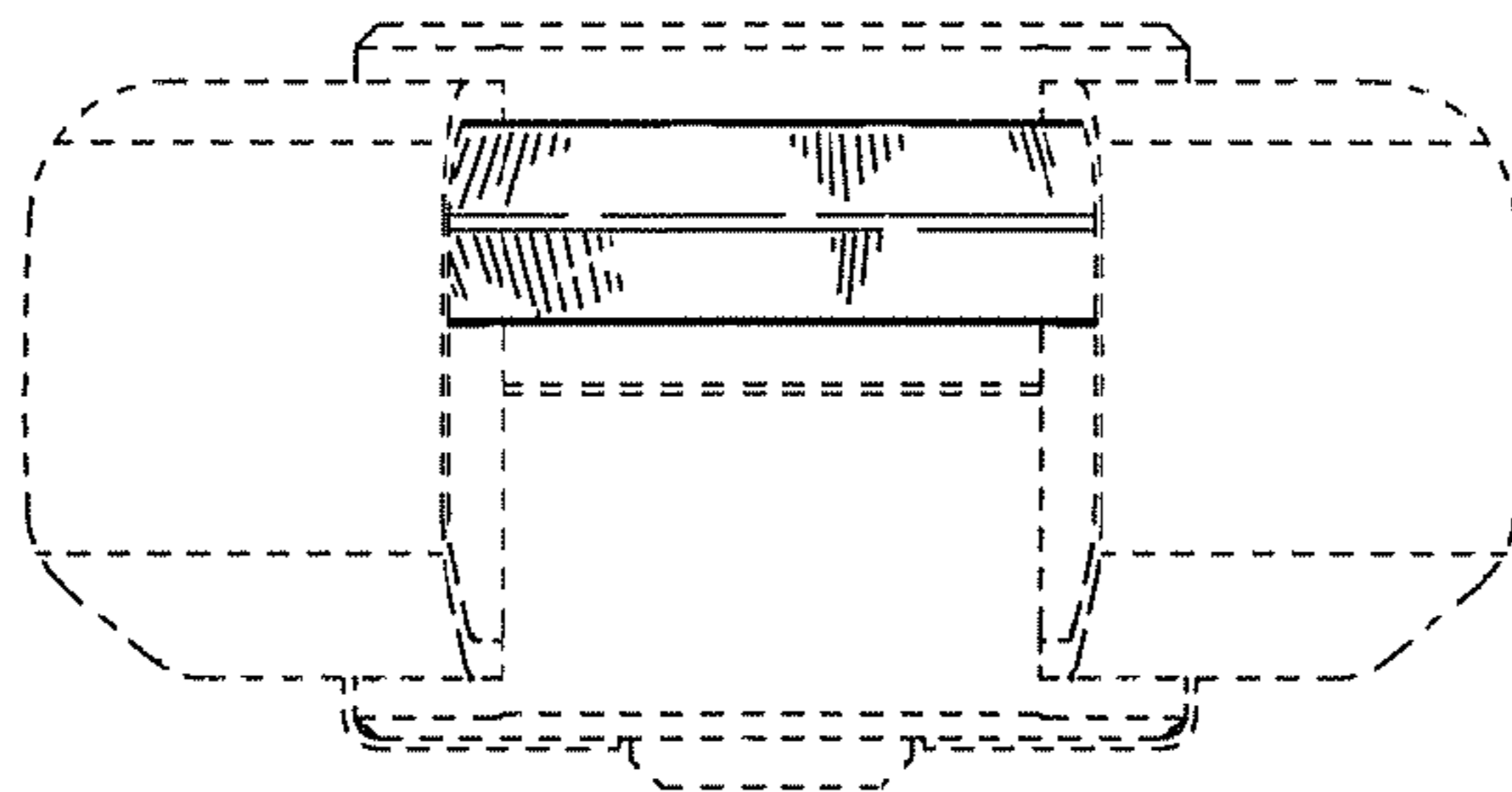


Figure 12

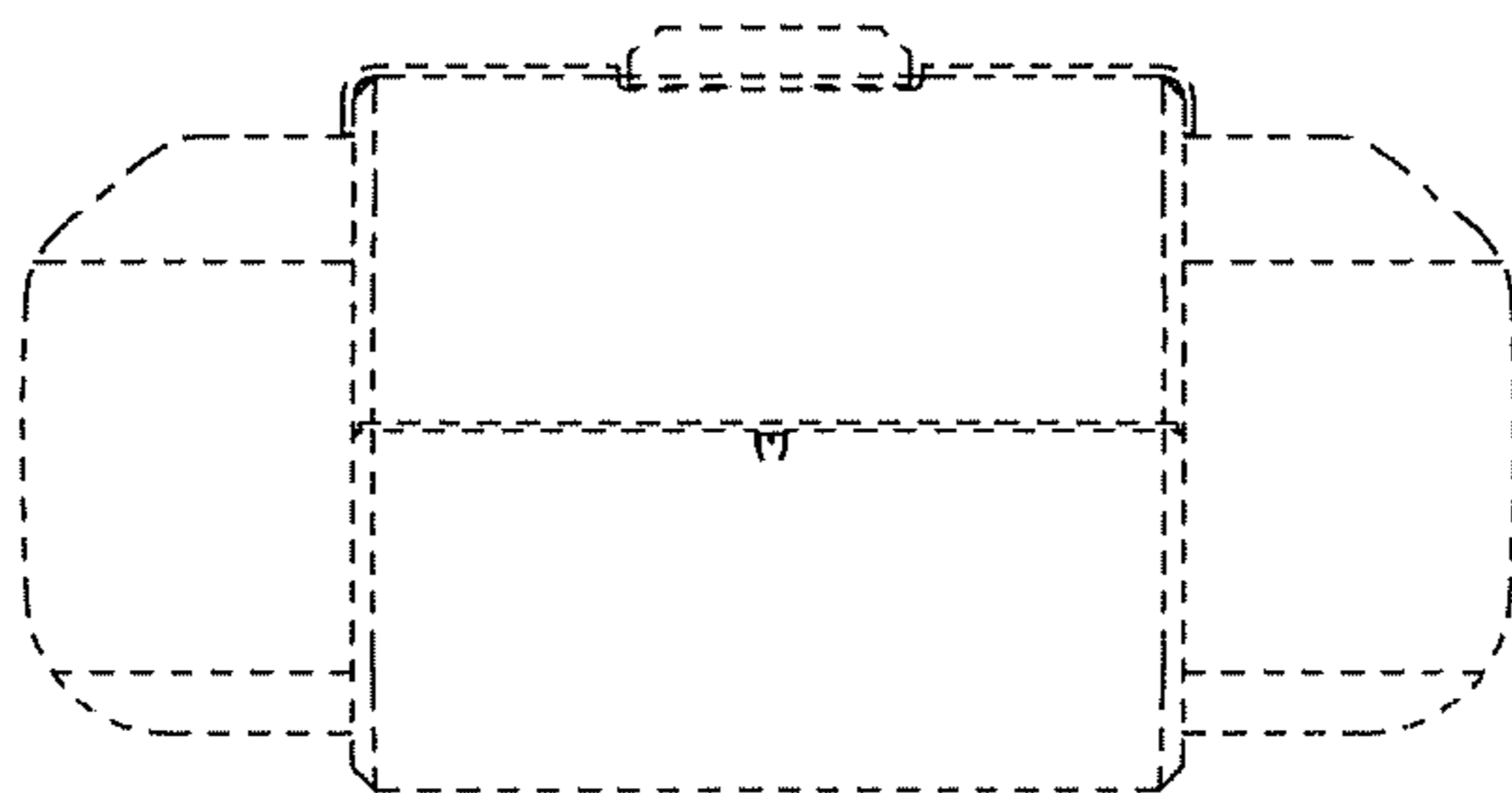


Figure 13