



US00D576860S

(12) **United States Design Patent**
Blomstrom et al.

(10) **Patent No.:** **US D576,860 S**

(45) **Date of Patent:** **** Sep. 16, 2008**

(54) **SHACKLE**

(75) Inventors: **John Blomstrom**, Milwaukee, WI (US);
John Heppner, Kenosha, WI (US);
Christopher Rohde, West Allis, WI
(US); **Glenn P. Meekma**, Menomonee
Falls, WI (US)

(73) Assignee: **Master Lock Company LLC**, Oak
Creek, WI (US)

(**) Term: **14 Years**

(21) Appl. No.: **29/279,889**

(22) Filed: **May 10, 2007**

(51) **LOC (8) Cl.** **08-07**

(52) **U.S. Cl.** **D8/343**

(58) **Field of Classification Search** D8/330,
D8/331, 333, 334, 343, 344, 356, 367, 382,
D8/383, 499; 70/14, 18, 20-22, 24, 31, 32,
70/34, 35, 38 A, 38 B, 38 C, 51-54, 56

See application file for complete search history.

(56) **References Cited**

U.S. PATENT DOCUMENTS

8,318 A 8/1851 Tilton
55,167 A 5/1866 Saladee
229,332 A 6/1880 Pease

(Continued)

OTHER PUBLICATIONS

Master Lock, No. 930 Padlocks Product Description, Master Lock
web site, 2003.

(Continued)

Primary Examiner—Mitchell I. Siegel

Assistant Examiner—Shanda C Hill

(74) *Attorney, Agent, or Firm*—Calfee, Halter & Griswold
LLP

(57) **CLAIM**

We claim the ornamental design for a shackle, as shown and
described.

DESCRIPTION

FIG. 1 is a perspective view of a shackle showing our new
design;

FIG. 2 is a front view of FIG. 1;

FIG. 3 is a rear view of FIG. 1;

FIG. 4 is a cross-sectional view of FIG. 1 taken along the lines
4—4 of FIG. 2;

FIG. 5 is a right side view of FIG. 1, wherein the left side view
is a mirror image;

FIG. 6 is a top view of FIG. 1;

FIG. 7 is a bottom view of FIG. 1;

FIG. 8 is a perspective view of FIG. 1 shown in an alternate
environment;

FIG. 9 is a front view of FIG. 8;

FIG. 10 is a rear view of FIG. 8;

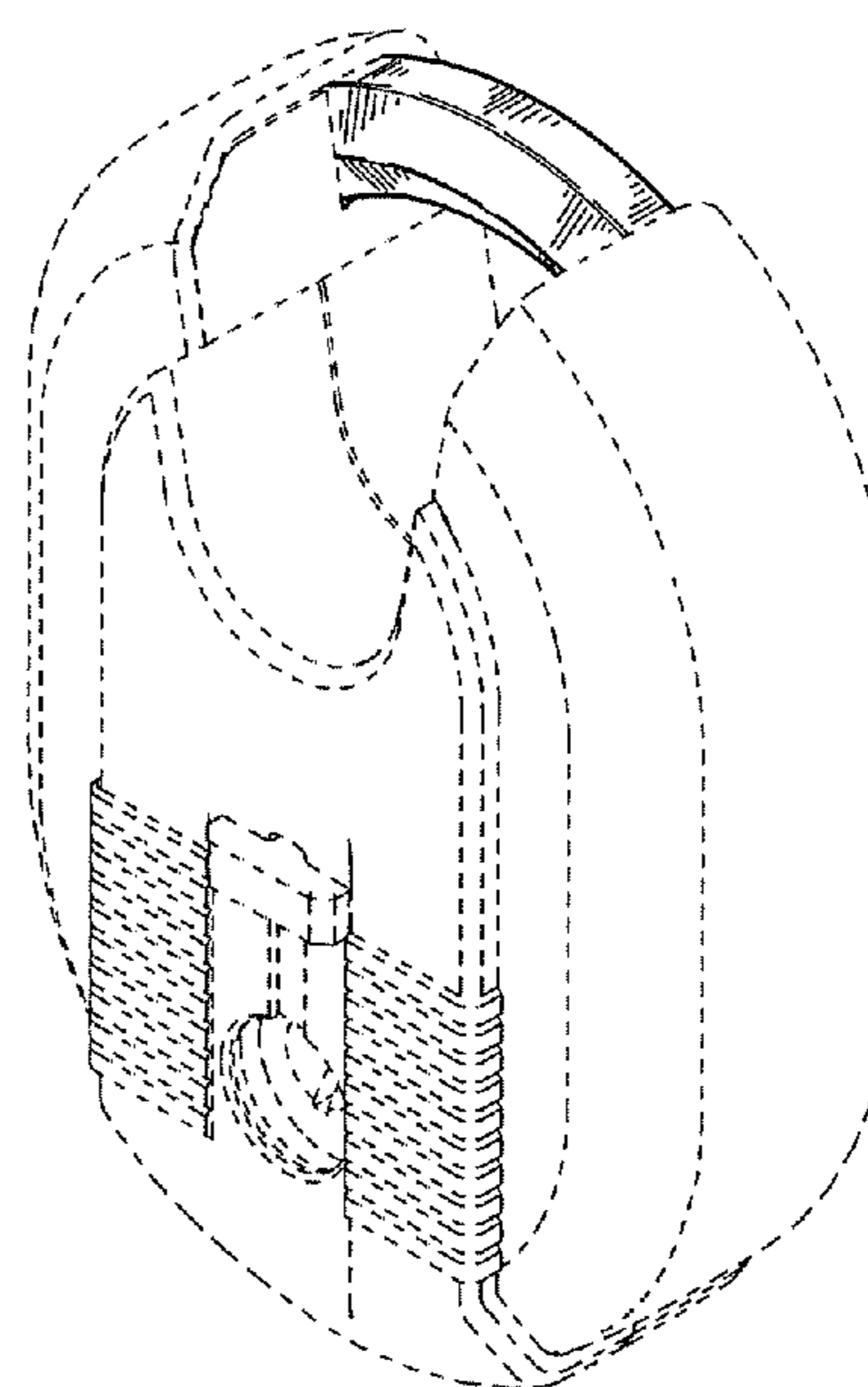
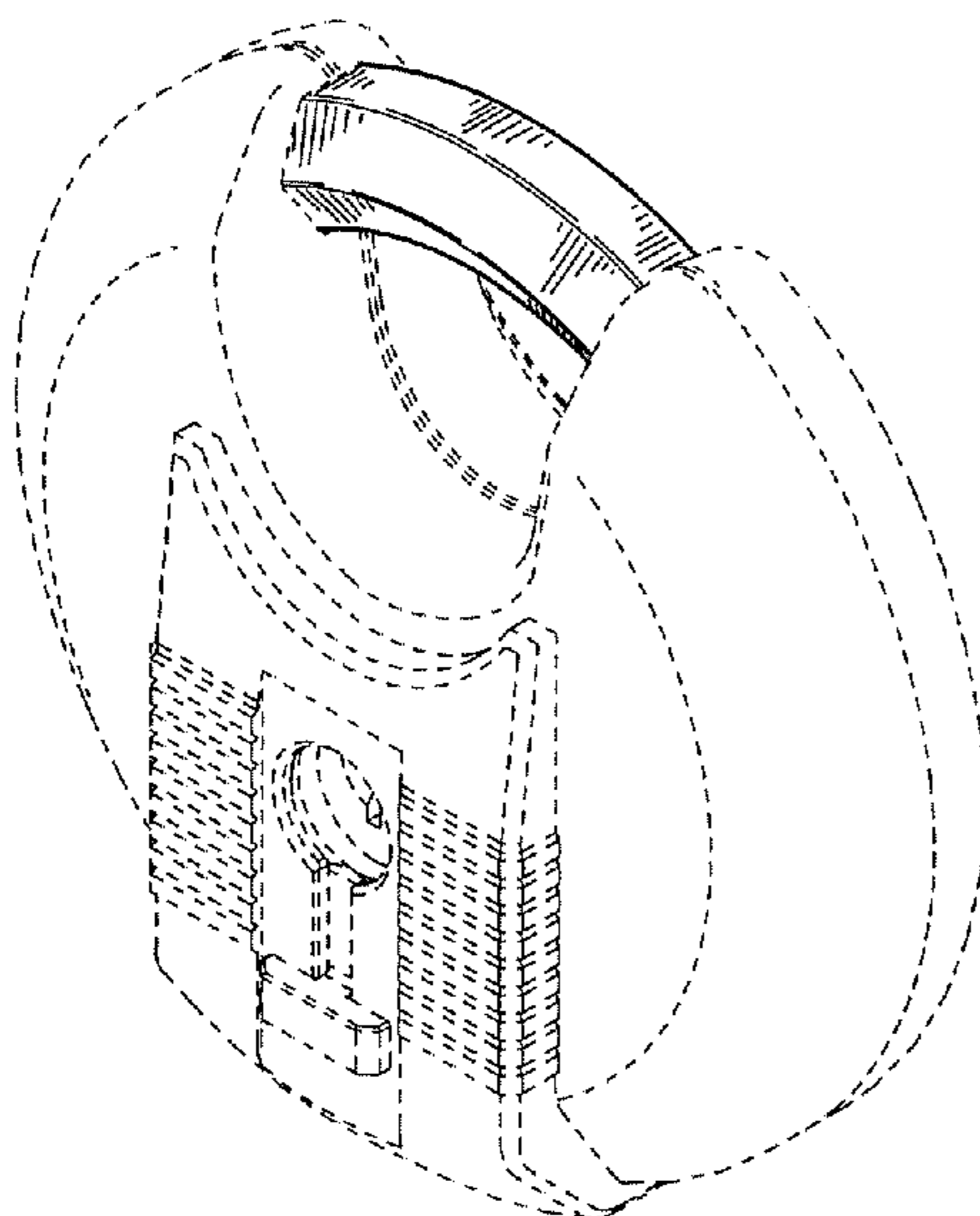
FIG. 11 is a right side view of FIG. 8, wherein the left side
view is a mirror image;

FIG. 12 is a top view of FIG. 8; and,

FIG. 13 is a bottom view of FIG. 8.

The broken lines shown in the drawing disclosure are for
illustrative purposes only and form no part of the claimed
design.

1 Claim, 4 Drawing Sheets



US D576,860 S

Page 2

U.S. PATENT DOCUMENTS

439,635 A 11/1890 Bryant
596,596 A 1/1898 Johnson
816,492 A 3/1906 Mohr
823,919 A 6/1906 Caldwell
D38,773 S 8/1907 Erickson
1,016,455 A 2/1912 Stone
1,103,015 A 7/1914 Andrus
1,172,970 A 2/1916 Fowler
1,490,453 A 4/1924 Caldwell
1,581,953 A 4/1926 Jackson
D82,115 S 9/1930 Smith
D83,283 S 2/1931 Stone
D144,684 S 5/1946 Bouhall
3,260,079 A 7/1966 Caskey
D231,895 S 6/1974 Stolarz
3,835,675 A 9/1974 Lippisch
4,519,226 A 5/1985 Hadaway
4,905,486 A 3/1990 Appelbaum
D314,908 S 2/1991 Pederson
D315,090 S 3/1991 Pedersen
4,998,423 A 3/1991 Hsu
5,044,180 A 9/1991 Lebrecht
D342,009 S 12/1993 Lebrecht et al.
D373,300 S 9/1996 Zane
D378,567 S 3/1997 Zane
D379,919 S 6/1997 Mountain
D388,688 S 1/1998 Yang
5,765,409 A 6/1998 Yang
D406,043 S 2/1999 LeClaire
D407,294 S 3/1999 Chen
D407,625 S 4/1999 Yang
5,901,587 A 5/1999 Chen
5,918,489 A 7/1999 Yang
5,921,123 A 7/1999 Schwarzkopf et al.
D423,323 S 4/2000 Fiegenger et al.
D423,906 S 5/2000 Fiegenger et al.
D423,907 S 5/2000 Fiegenger et al.
D423,908 S 5/2000 Liu
D425,397 S 5/2000 Fiegenger et al.

D425,398 S 5/2000 Fiegenger et al.
D426,763 S 6/2000 Adler et al.
D428,794 S 8/2000 Fiegenger et al.
D429,993 S 8/2000 Liu
D432,391 S 10/2000 Heppner
D437,204 S 2/2001 Kajuch et al.
D439,823 S 4/2001 Adler et al.
D449,510 S 10/2001 Liu
6,305,198 B1 10/2001 Chastain et al.
D455,639 S 4/2002 McDaid et al.
6,363,758 B1 4/2002 Ling
D470,746 S 2/2003 Gast
D476,216 S 6/2003 Vito
D482,594 S 11/2003 Ling
D484,777 S 1/2004 Ruan
D524,632 S 7/2006 Kearns et al.
D528,402 S * 9/2006 Ruan D8/343
D529,368 S * 10/2006 Ruan D8/343
D533,437 S * 12/2006 Ruan D8/343
D539,114 S * 3/2007 Vito D8/343
D541,630 S 5/2007 Blomstrom
D542,625 S 5/2007 Blomstrom et al.
D545,175 S * 6/2007 Vito D8/343
D545,177 S * 6/2007 Vito D8/343
D547,162 S * 7/2007 Heppner D8/343
D547,635 S * 7/2007 Vito D8/343
D548,568 S * 8/2007 Vito D8/343
D548,569 S * 8/2007 Vito D8/343
D549,076 S * 8/2007 Vito D8/343
D549,554 S * 8/2007 Heppner D8/343
D556,541 S * 12/2007 Blomstrom et al. D8/343

OTHER PUBLICATIONS

Master Lock, No. 40 Padlocks Product Description, Master Lock web site. 2003.
Master Lock, No. 187 padlock Product Product Description, Master Lock web site, 2003.
Locksmith Dealers of America, Discus Padlock Product Description, Corridor Lock website.

* cited by examiner

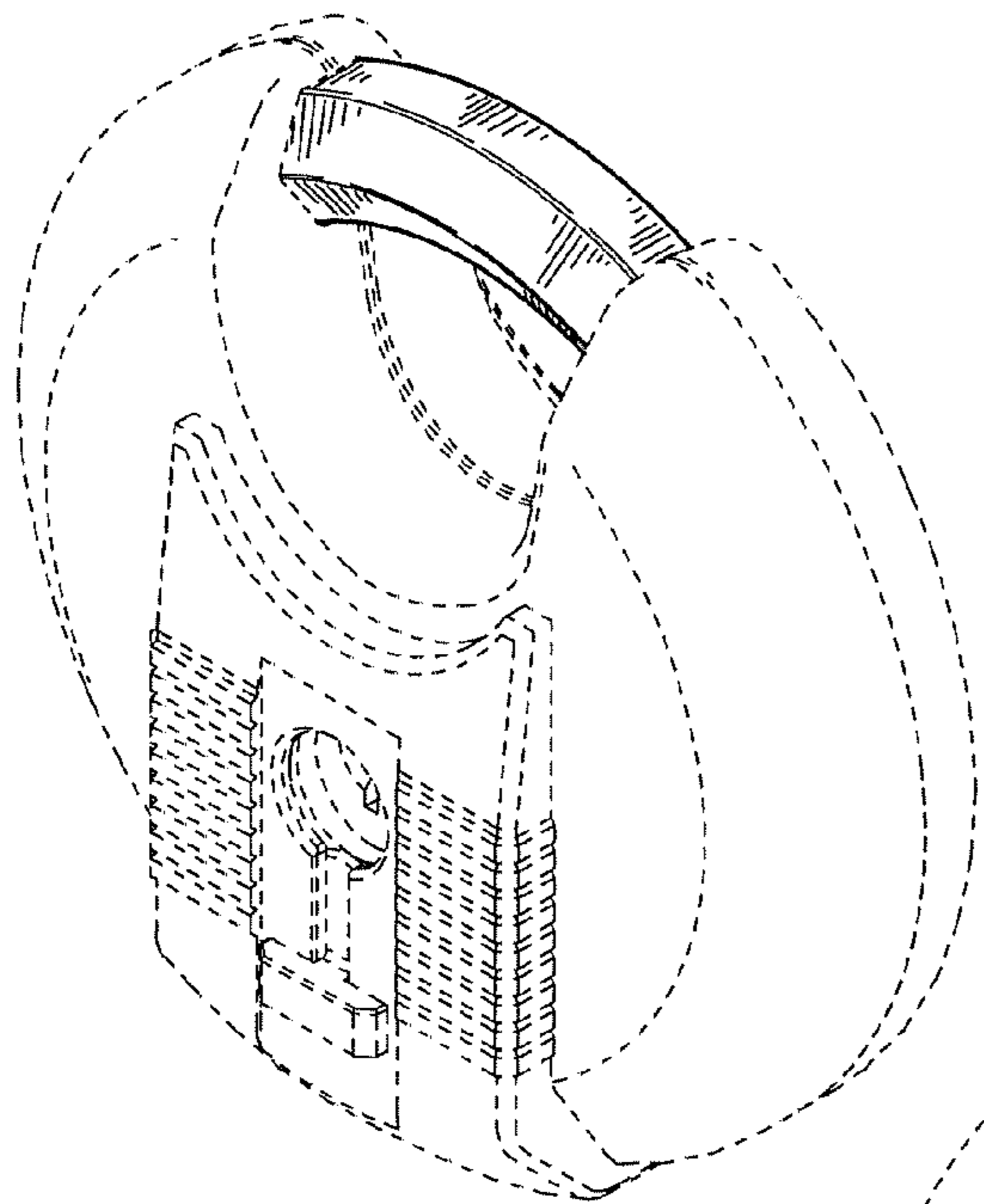


Figure 1

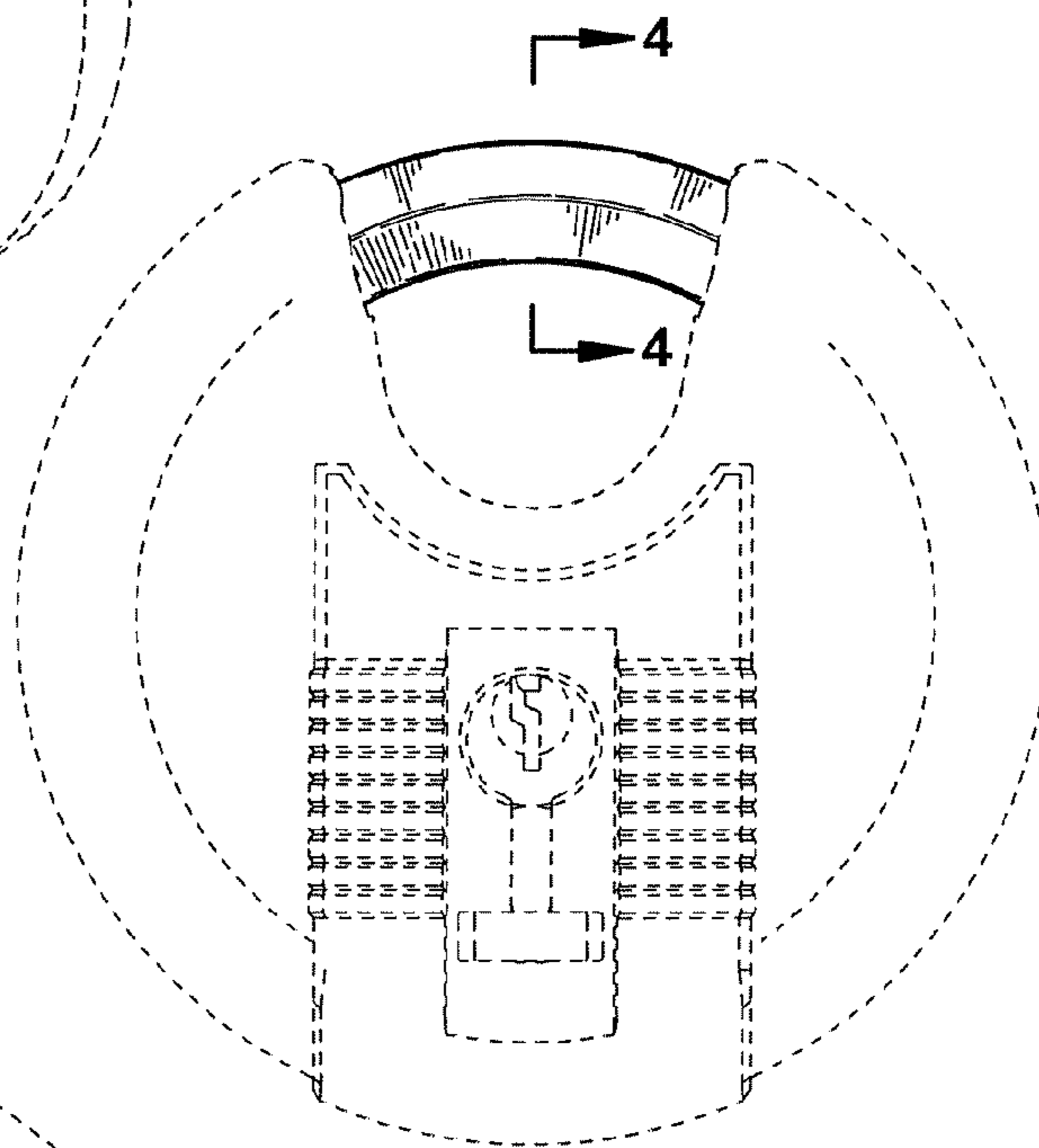


Figure 2

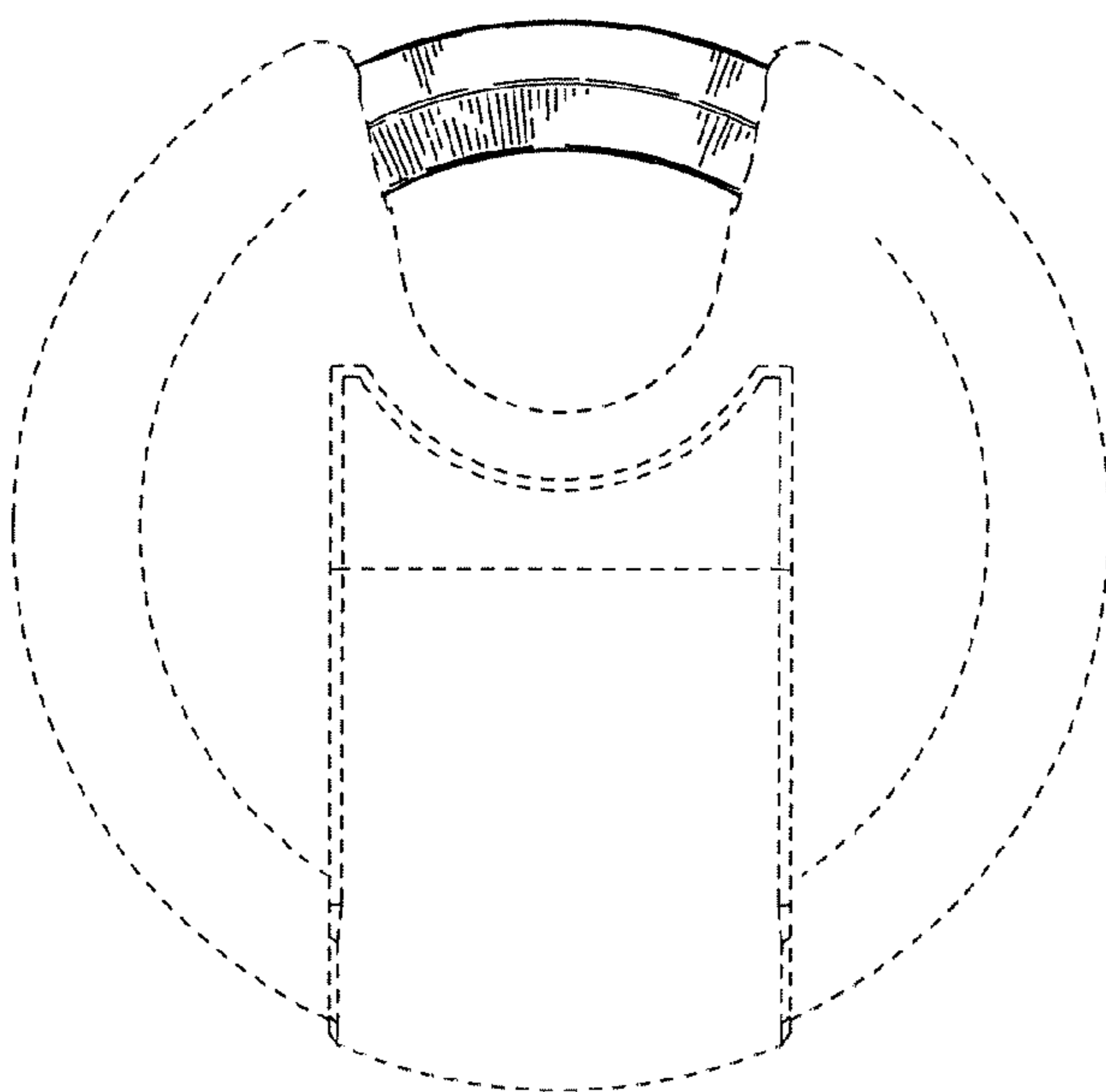


Figure 3

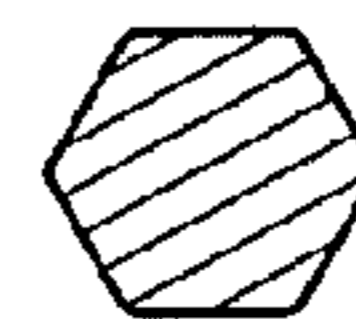


Figure 4

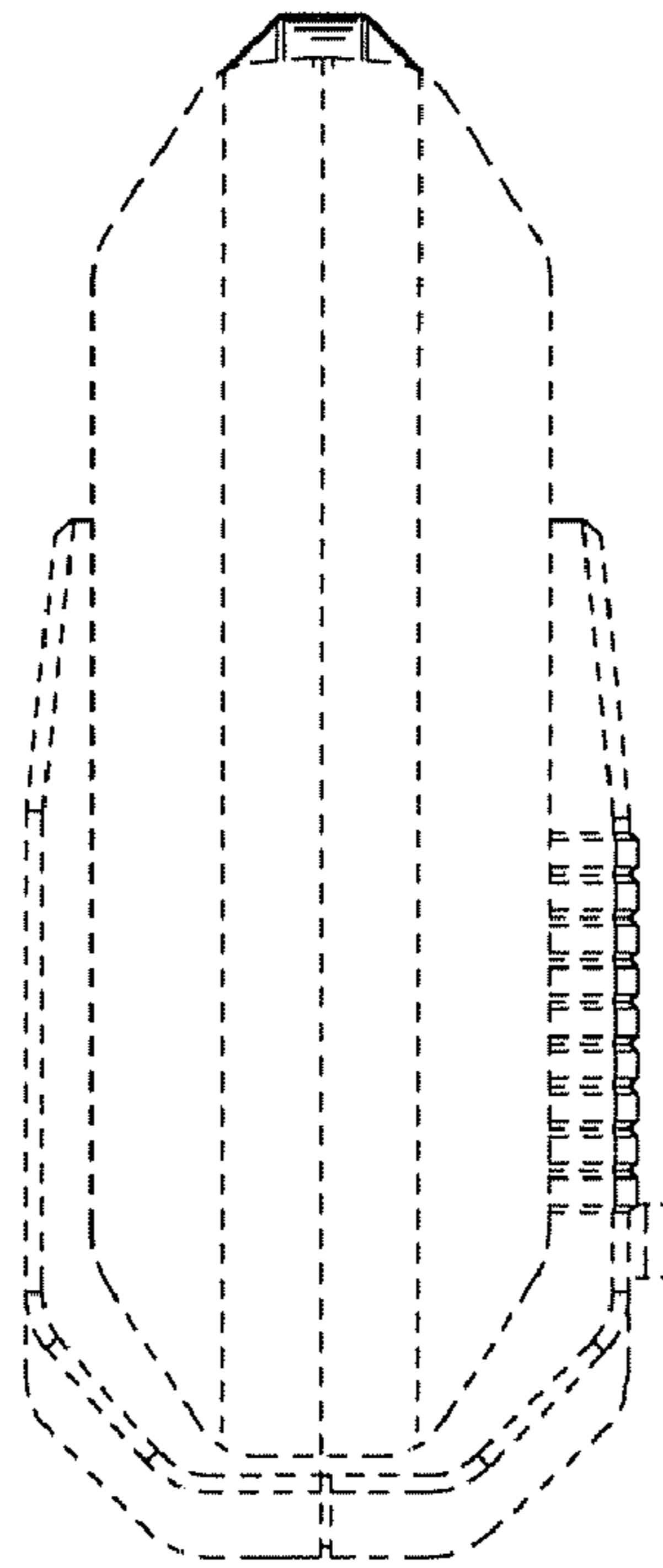


Figure 5

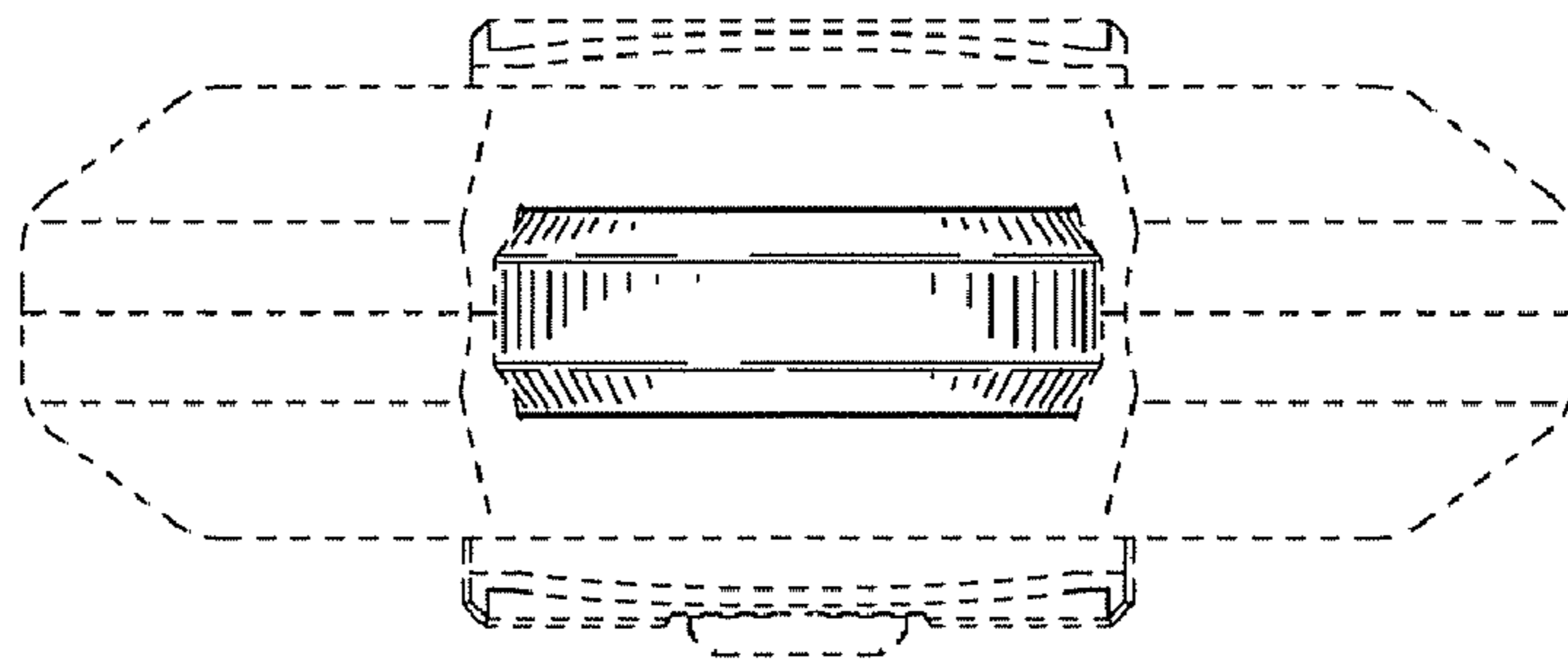


Figure 6

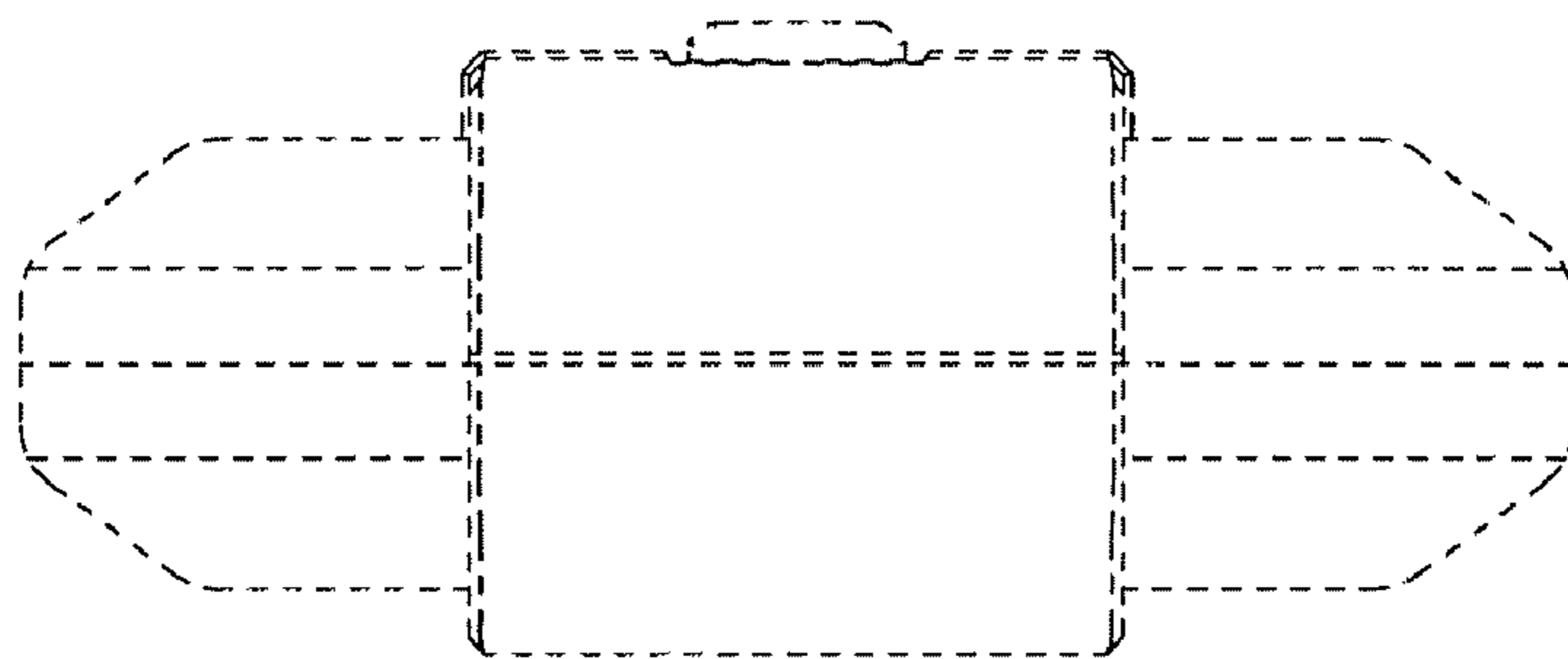


Figure 7

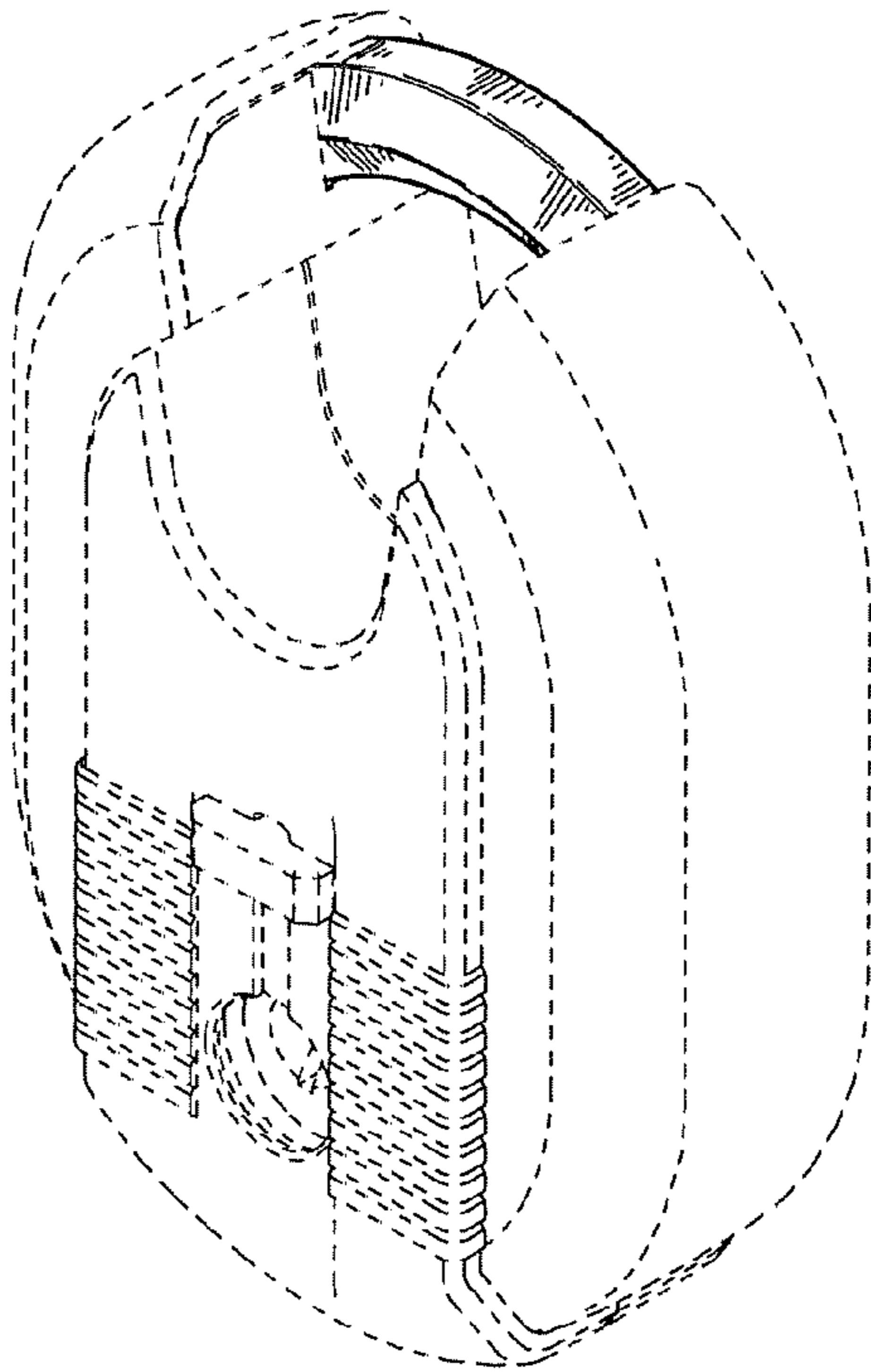


Figure 8

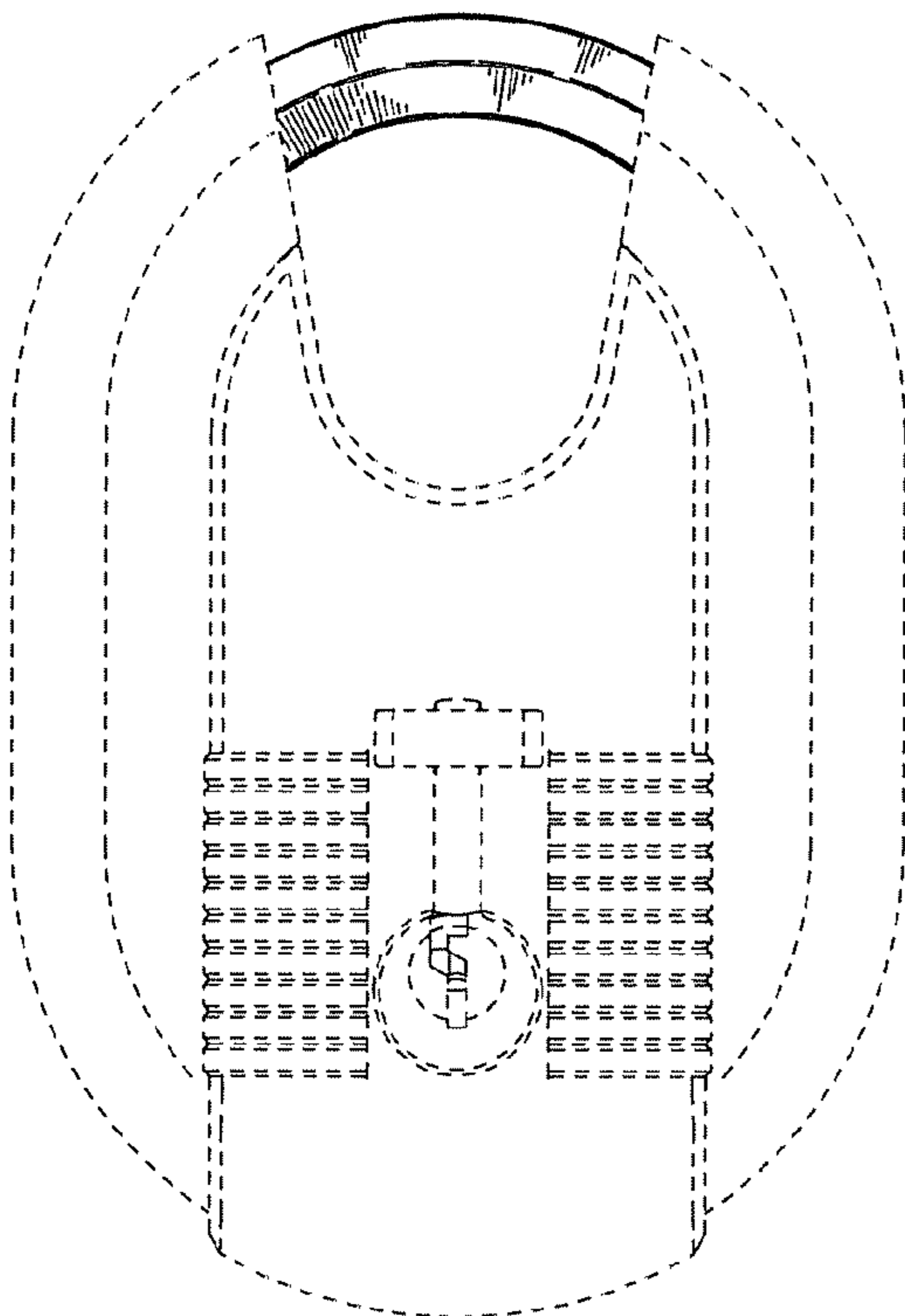


Figure 9

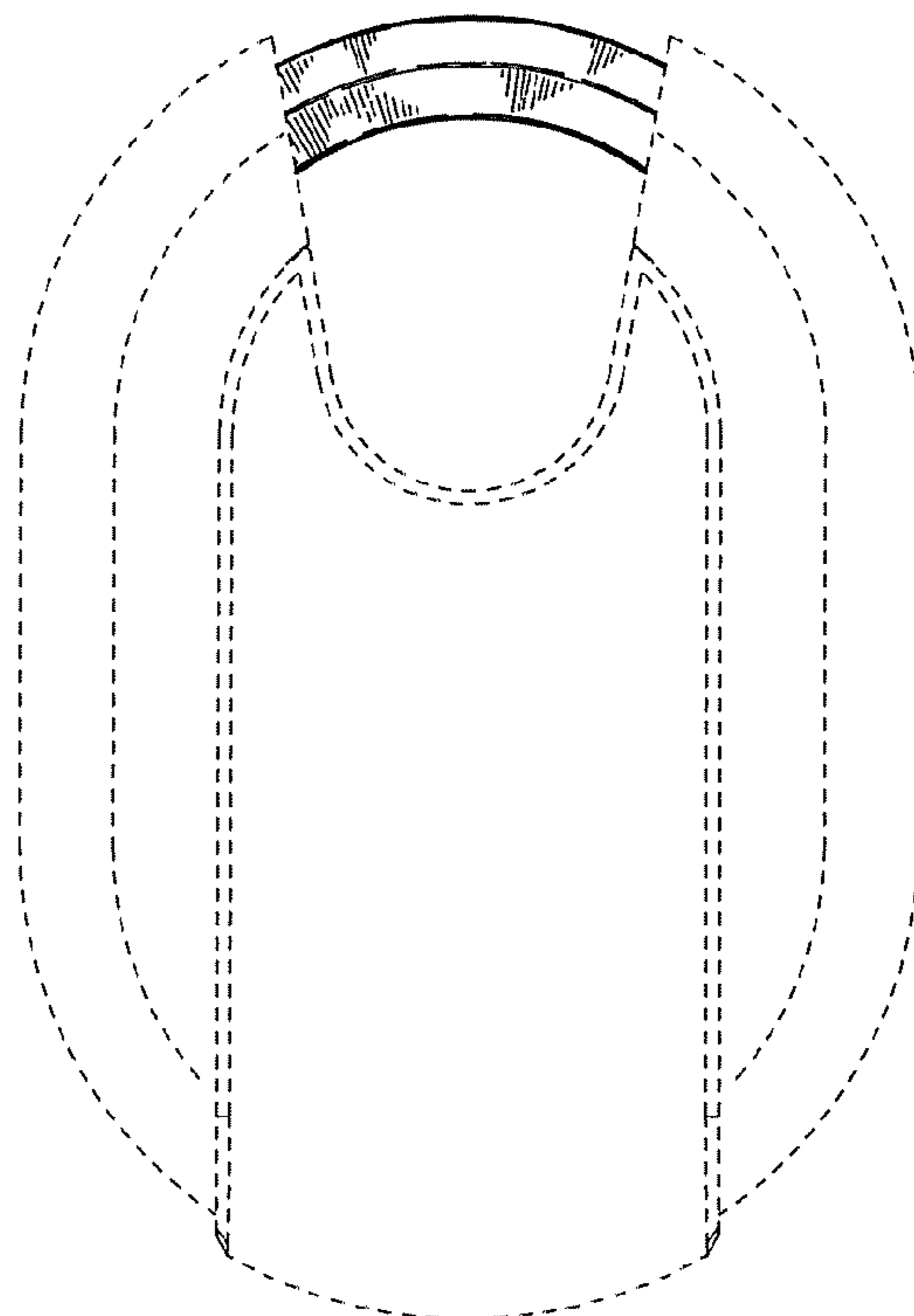


Figure 10

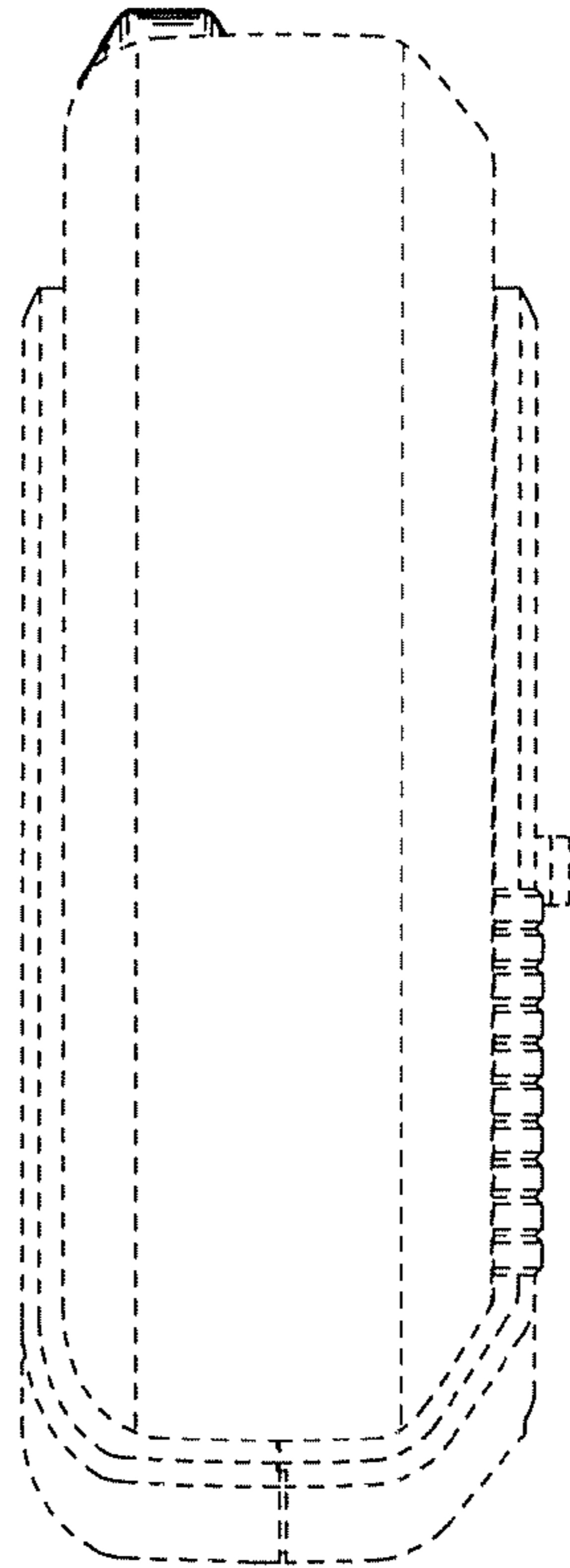


Figure 11

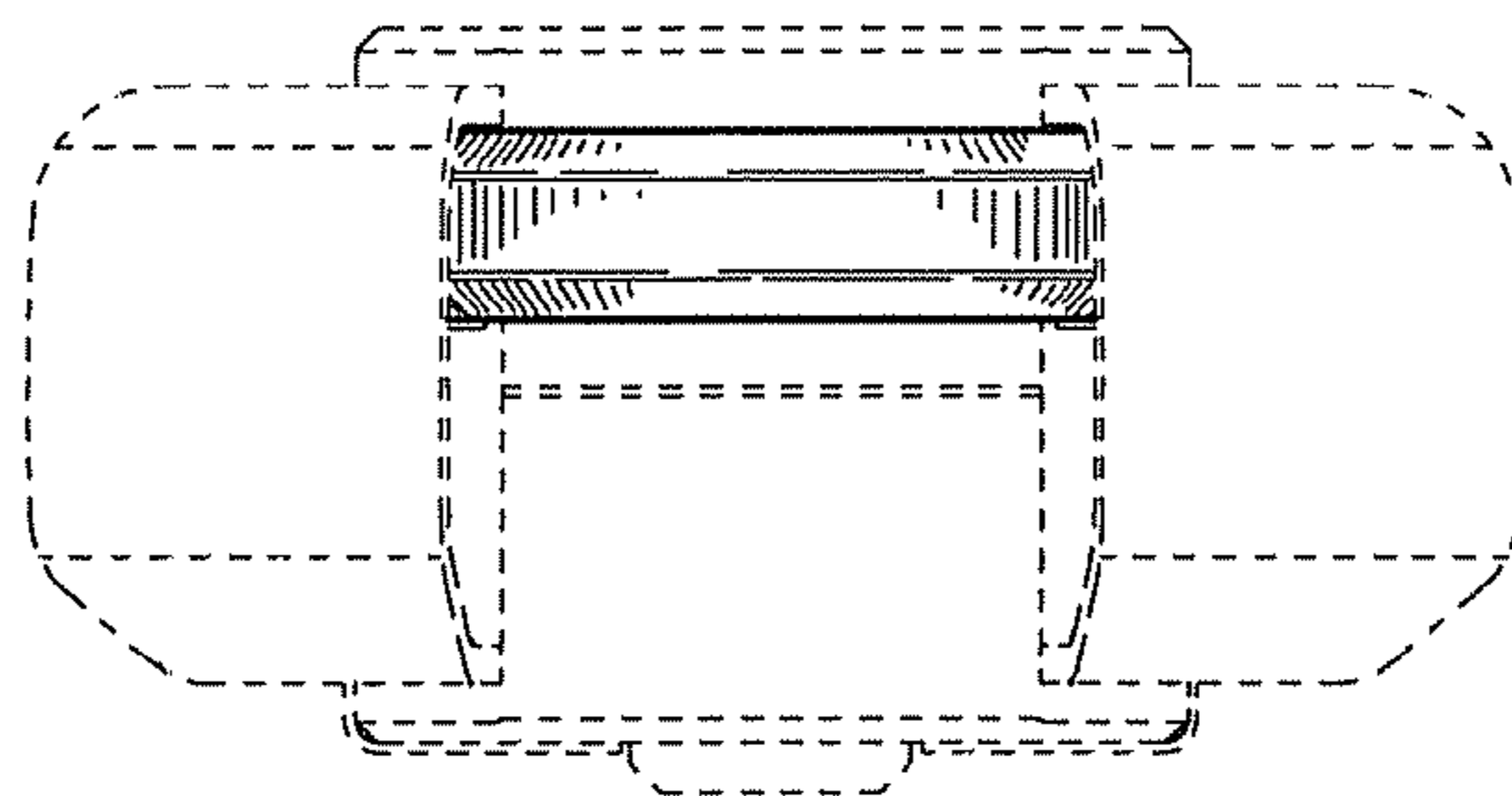


Figure 12

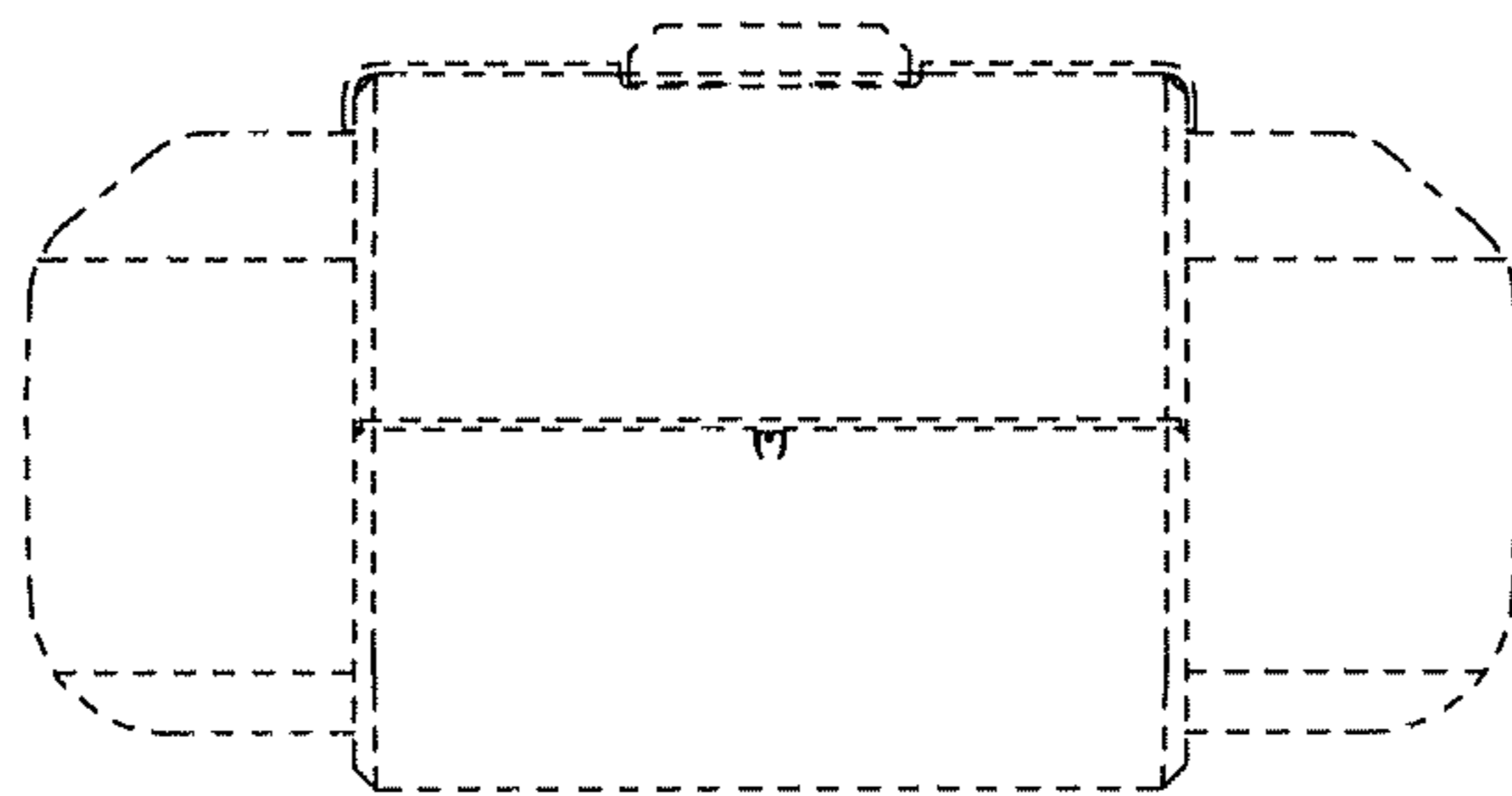


Figure 13