



US00D576853S

(12) **United States Design Patent**  
**Aglassinger**

(10) **Patent No.:** **US D576,853 S**

(45) **Date of Patent:** **\*\* Sep. 16, 2008**

(54) **SCREWDRIVER**

(75) Inventor: **Hans-Peter Aglassinger**, Esslingen (DE)

(73) Assignee: **Robert Bosch GmbH**, Stuttgart (DE)

(\*\*) Term: **14 Years**

(21) Appl. No.: **29/295,078**

(22) Filed: **Sep. 21, 2007**

(30) **Foreign Application Priority Data**

May 25, 2007 (EM) ..... 000729934

(51) **LOC (8) Cl.** ..... **08-05**

(52) **U.S. Cl.** ..... **D8/61**

(58) **Field of Classification Search** ..... D8/67,  
D8/62, 61, 70, 82; D4/102; 81/177.4, 181;  
409/181; 173/217, 178; 451/344

See application file for complete search history.

(56) **References Cited**

**U.S. PATENT DOCUMENTS**

|           |     |         |                       |         |
|-----------|-----|---------|-----------------------|---------|
| 4,721,169 | A * | 1/1988  | Nagasawa et al. ....  | 173/178 |
| D303,205  | S * | 9/1989  | Gierke et al. ....    | D8/61   |
| D304,543  | S * | 11/1989 | Somers et al. ....    | D8/61   |
| D308,622  | S * | 6/1990  | Fushiya et al. ....   | D8/61   |
| D341,531  | S * | 11/1993 | Nagano et al. ....    | D8/61   |
| 5,310,010 | A * | 5/1994  | Lo ..... ..           | 173/178 |
| D380,658  | S * | 7/1997  | Bruno et al. ....     | D8/61   |
| D391,820  | S * | 3/1998  | Bunyea ..... ..       | D8/61   |
| D418,729  | S * | 1/2000  | Snider ..... ..       | D8/61   |
| D423,897  | S * | 5/2000  | Cooper ..... ..       | D8/61   |
| D433,904  | S * | 11/2000 | Heinrichs et al. .... | D8/61   |

|           |      |         |                       |         |
|-----------|------|---------|-----------------------|---------|
| D434,626  | S *  | 12/2000 | Heinrichs et al. .... | D8/61   |
| D434,957  | S *  | 12/2000 | Heinrichs et al. .... | D8/61   |
| D466,776  | S *  | 12/2002 | Hsiao ..... ..        | D8/62   |
| D467,146  | S *  | 12/2002 | Chunn et al. ....     | D8/61   |
| D470,374  | S *  | 2/2003  | Murray ..... ..       | D8/61   |
| D472,779  | S *  | 4/2003  | Chunn et al. ....     | D8/61   |
| D474,086  | S *  | 5/2003  | Heun ..... ..         | D8/61   |
| D484,762  | S *  | 1/2004  | Lee ..... ..          | D8/62   |
| D487,383  | S *  | 3/2004  | Ng ..... ..           | D8/61   |
| 6,817,424 | B1 * | 11/2004 | Su et al. ....        | 173/217 |
| D502,071  | S *  | 2/2005  | Snider ..... ..       | D8/61   |
| D508,641  | S *  | 8/2005  | Uchida ..... ..       | D8/61   |
| D558,015  | S *  | 12/2007 | Aglassinger ..... ..  | D8/61   |

\* cited by examiner

*Primary Examiner*—Cathron Brooks

*Assistant Examiner*—Austin Murphy

(74) *Attorney, Agent, or Firm*—Victor A. Henzi

(57) **CLAIM**

The ornamental design for the screwdriver, as shown and described.

**DESCRIPTION**

FIG. 1 is a front left perspective view of the screwdriver;

FIG. 2 is a left elevational view thereof;

FIG. 3 is a right elevational view thereof;

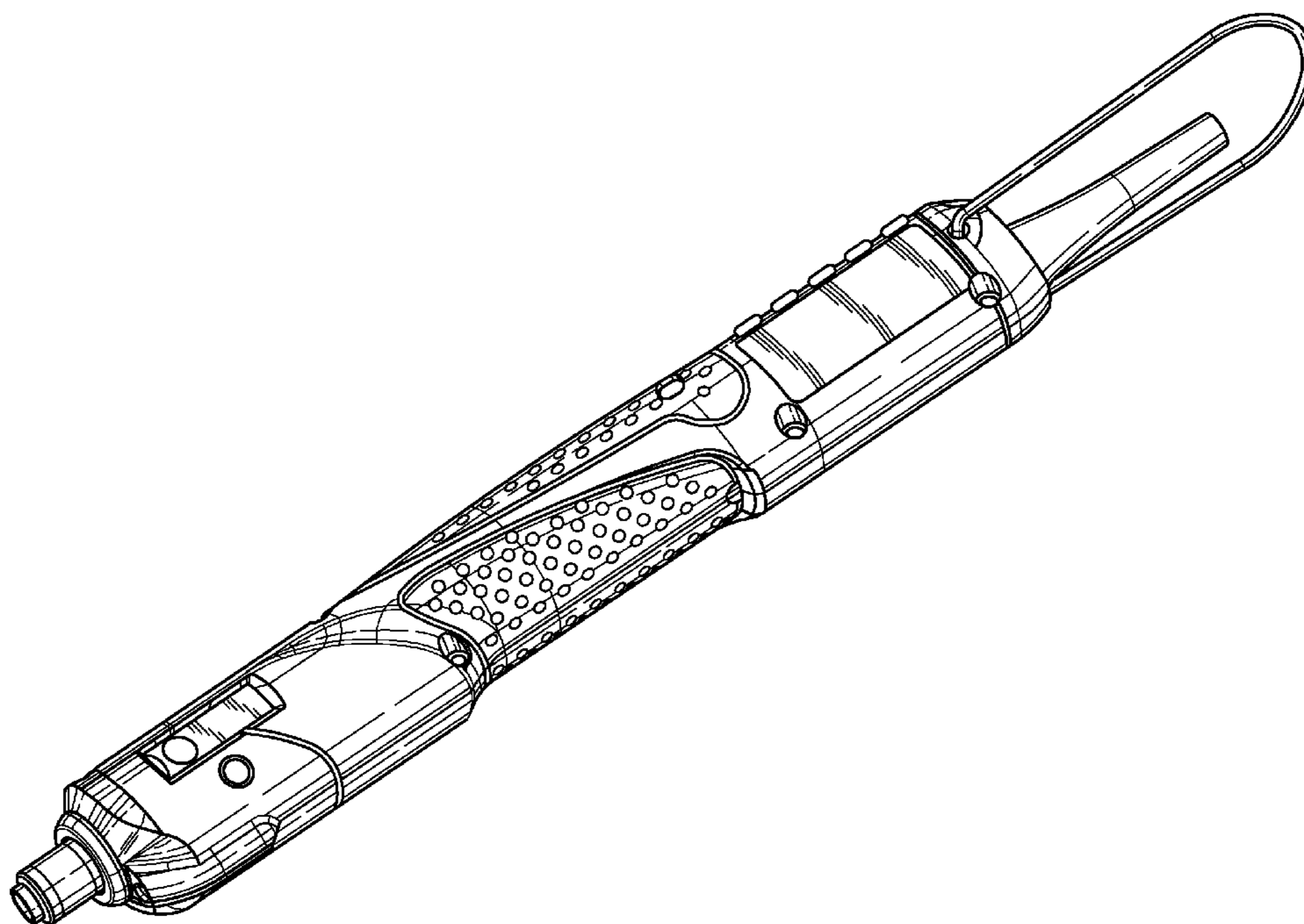
FIG. 4 is a top plan view thereof;

FIG. 5 is a bottom plan view thereof;

FIG. 6 is a rear elevational view thereof; and,

FIG. 7 is a front elevational view thereof.

**1 Claim, 4 Drawing Sheets**



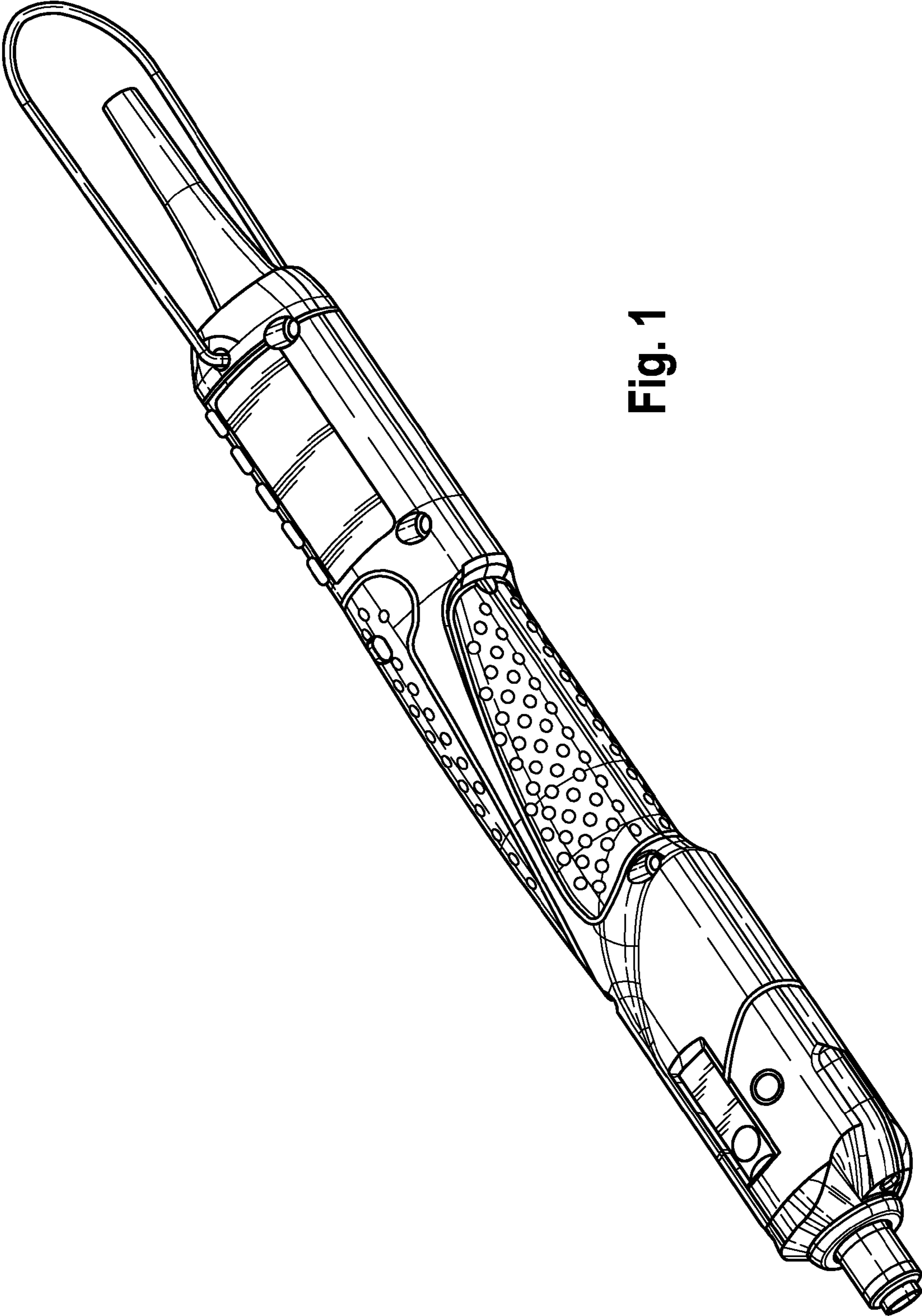


Fig. 1

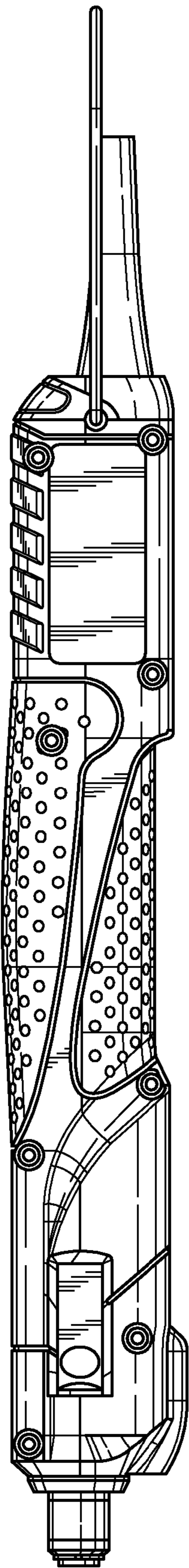


Fig. 2

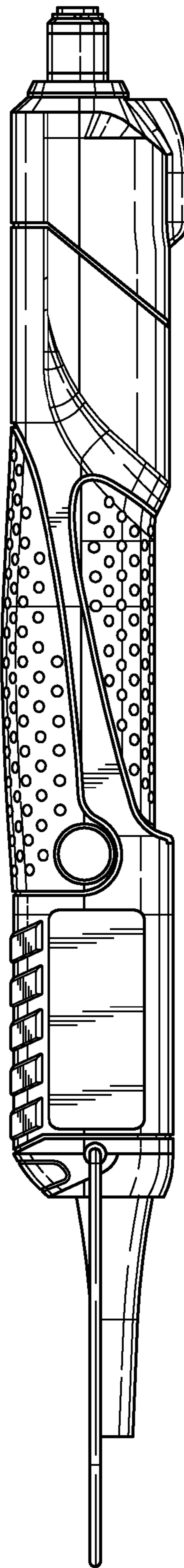


Fig. 3

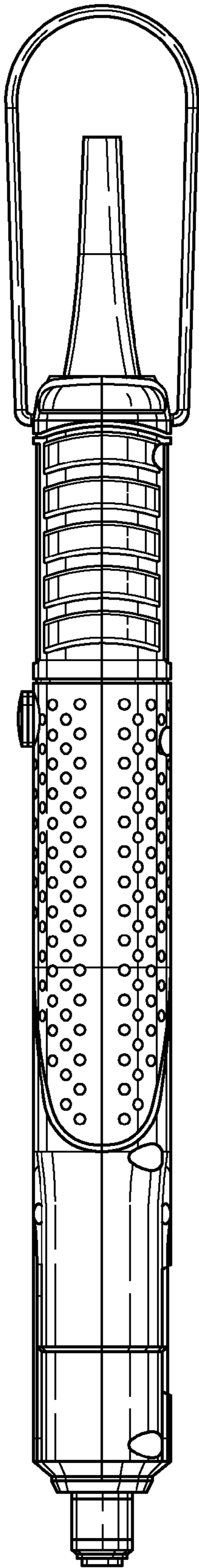


Fig. 4

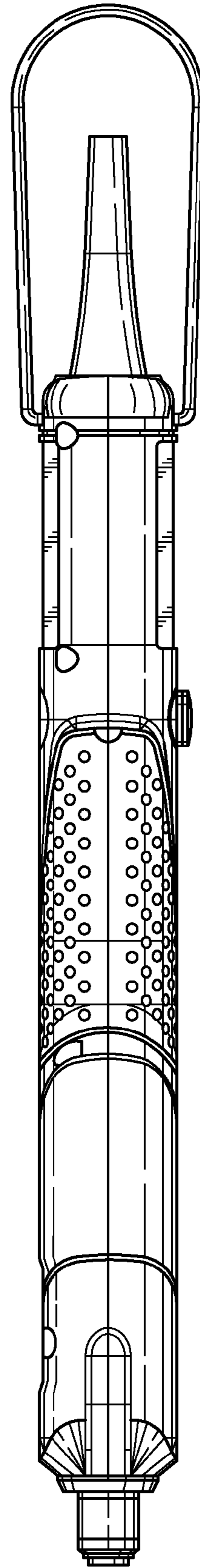
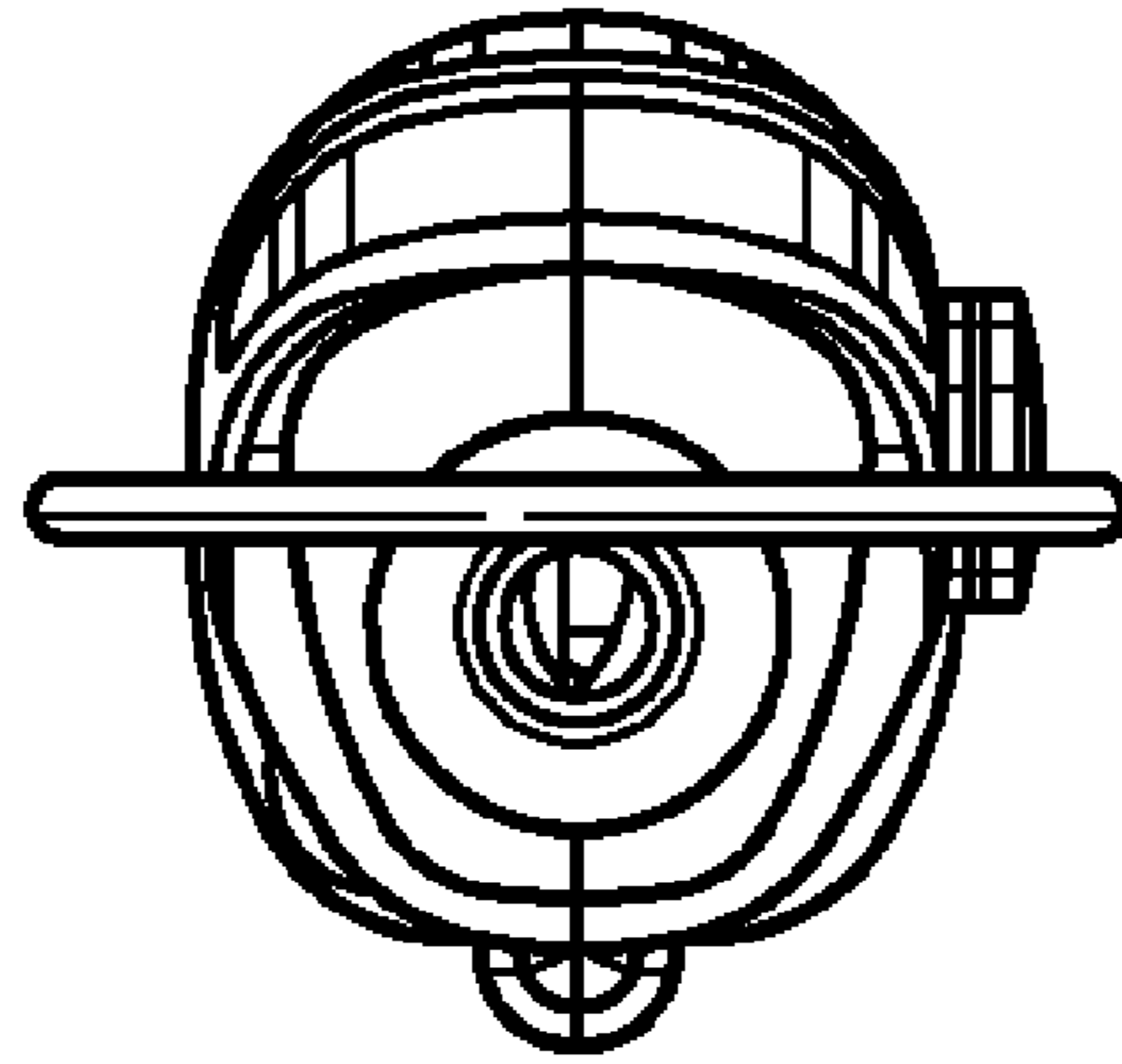
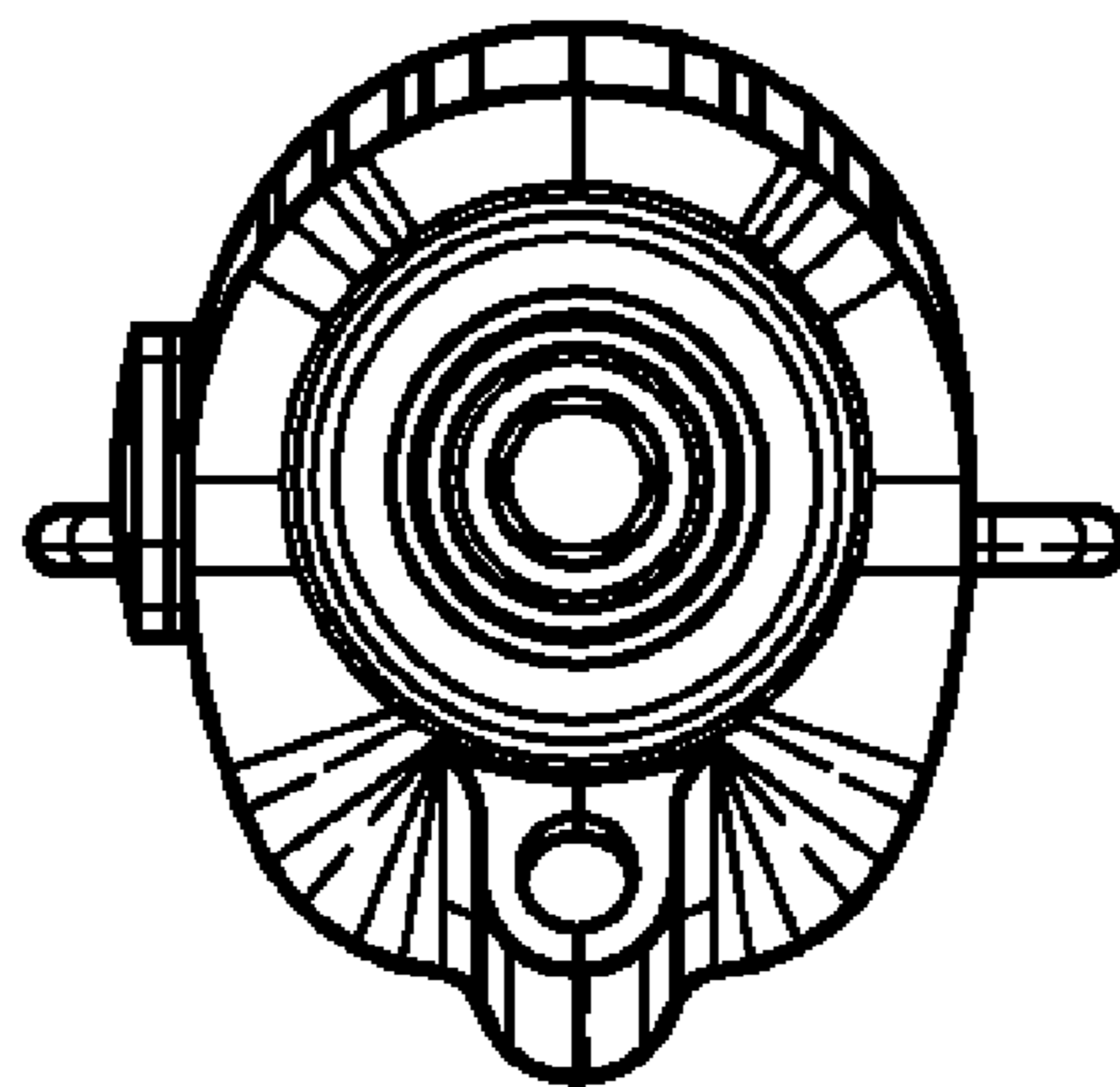


Fig. 5



**Fig. 6**



**Fig. 7**