



US00D576844S

(12) **United States Design Patent**
Sawhey et al.

(10) **Patent No.:** **US D576,844 S**

(45) **Date of Patent:** **** Sep. 16, 2008**

(54) **FOOD SLICER**

3,328,877 A 7/1967 Brown
3,495,639 A 2/1970 Johansson

(75) Inventors: **Ravi Kumar Sawhey**, Calabasas, CA (US); **Ingvald Alain Smith-Kielland**, Los Angeles, CA (US); **Lance Gordon Hussey**, Simi Valley, CA (US); **Sanjay Choudhuri**, Mission Viejo, CA (US); **Patrice Gerber**, Laguna Beach, CA (US); **Jason Alan Dimas Rico**, Mission Viejo, CA (US)

(Continued)

FOREIGN PATENT DOCUMENTS

DE 10154130 A1 5/2003

(Continued)

(73) Assignee: **DKB Household USA Corp.**, Irvine, CA (US)

OTHER PUBLICATIONS

(**) Term: **14 Years**

Leifheit, Kaäseschneider, viewed at <http://www.leifheit.de/2003/produktbd/artikel.php?langid=1&frame=81&style;> last viewed on Nov. 20, 2006.

(21) Appl. No.: **29/276,859**

(Continued)

(22) Filed: **Feb. 7, 2007**

Primary Examiner—Terry A Wallace

(51) **LOC (8) Cl.** **07-04**

(52) **U.S. Cl.** **D7/673**

(58) **Field of Classification Search** D7/672–674, D7/677, 678, 693, 381; 241/92–95, 100, 241/168, 169, 169.1, 273.1–273.4, 285.2, 241/280, 287; 99/495, 508–513

(74) *Attorney, Agent, or Firm*—Brinks Hofer Gilson & Lione

See application file for complete search history.

(57) **CLAIM**

The ornamental design for a food slicer, as shown and described.

(56) **References Cited**

DESCRIPTION

U.S. PATENT DOCUMENTS

557,914 A	4/1896	Struble et al.
691,861 A	1/1902	Hemstrom
1,071,603 A	8/1913	Caastello
1,416,723 A	5/1922	Krafft
1,430,289 A	9/1922	Dahmer
1,768,072 A	6/1930	Keeton
1,974,194 A	9/1934	Bertram
2,166,622 A	7/1939	Callen
D133,534 S	8/1942	Morris
D140,433 S	2/1945	Rosenbloom
2,508,320 A	5/1950	Wheelwright
2,766,793 A	10/1956	Duszynski
2,791,026 A	5/1957	Byrd
2,804,686 A	9/1957	Peckhover
3,286,971 A	11/1966	Walter et al.

FIG. 1 is a perspective view of a food slicer of the present invention;

FIG. 2 is a front view thereof;

FIG. 3 is a rear view thereof;

FIG. 4 is a left-side view thereof;

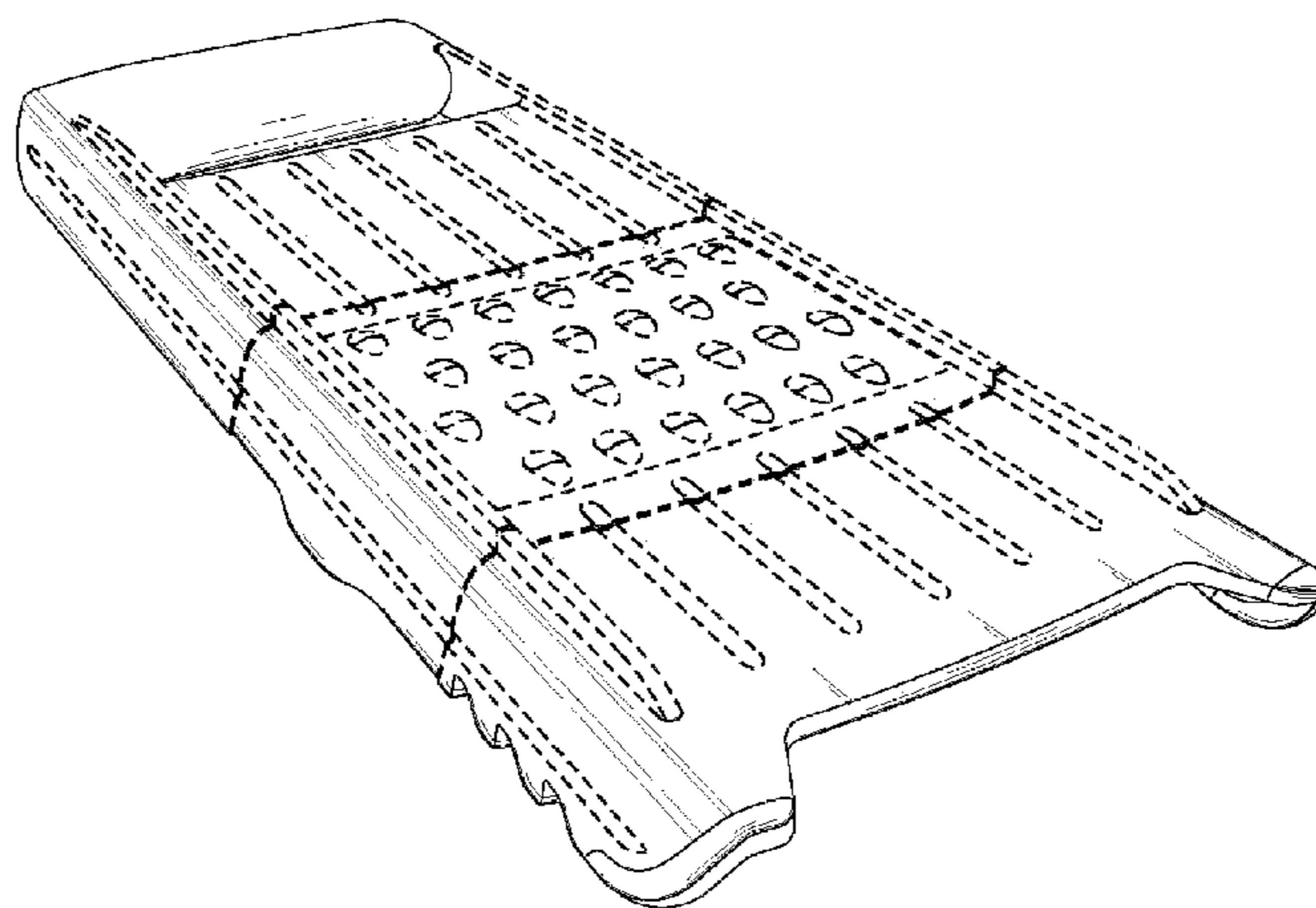
FIG. 5 is a right-side view thereof;

FIG. 6 is a top view thereof; and,

FIG. 7 is a bottom view thereof.

The ornamental design which is claimed is shown in solid lines in the drawings. Any broken lines in the drawings are for illustrative purposes only and form no part of the claimed design.

1 Claim, 4 Drawing Sheets



U.S. PATENT DOCUMENTS

3,890,867 A * 6/1975 Wilson 83/404
 3,942,399 A 3/1976 Giangiulio
 4,038,892 A 8/1977 Popeil
 D249,044 S 8/1978 Popeil
 4,120,089 A 10/1978 Borner
 4,134,205 A 1/1979 Heling
 4,212,431 A 7/1980 Doyel
 4,290,196 A 9/1981 Borner
 4,570,519 A 2/1986 Motosko, II
 4,573,387 A 3/1986 Denter et al.
 4,624,166 A 11/1986 Kreth et al.
 D293,194 S * 12/1987 Kreth D7/673
 4,733,589 A 3/1988 Wolff
 4,805,843 A 2/1989 Draper
 4,848,680 A 7/1989 Borner
 5,001,835 A 3/1991 Boerner
 D326,388 S 5/1992 Boerner
 D337,489 S * 7/1993 So D7/678
 D347,149 S 5/1994 Feer et al.
 5,312,054 A * 5/1994 Feer et al. 241/95
 D354,886 S * 1/1995 Diefenbach D7/678
 5,577,807 A 11/1996 Hodge et al.
 D378,336 S 3/1997 Pedrini
 D379,745 S * 6/1997 So D7/673
 5,745,999 A 5/1998 Zirkiev
 5,765,472 A 6/1998 Kim
 D399,711 S 10/1998 Cohen et al.
 5,915,788 A 6/1999 Schneider
 6,003,943 A 12/1999 Schneider
 6,082,645 A 7/2000 Himmighofen et al.
 D437,190 S 2/2001 Holcomb
 D442,033 S 5/2001 de Saint-Genois
 D448,256 S * 9/2001 Ancona et al. D7/678
 6,318,222 B1 11/2001 Weinman, Jr.
 6,318,652 B1 11/2001 Liu
 6,732,622 B2 5/2004 Vincent
 D495,218 S * 8/2004 Yu D7/673

6,805,044 B1 10/2004 Yamamoto
 D498,650 S 11/2004 Boilen
 D503,314 S 3/2005 Wong
 D505,301 S * 5/2005 Wong D7/673
 7,066,071 B2 6/2006 Zeder et al.
 D533,411 S * 12/2006 Webb et al. D7/678
 7,207,512 B2 4/2007 Webb et al.
 2004/0231482 A1 11/2004 Boilen
 2004/2165479 11/2004 Zeder et al.
 2005/0061124 A1 3/2005 Vincent
 2005/0217121 A1 10/2005 Zeder et al.
 2005/0252387 A1 11/2005 Cornfield
 2006/0075872 A1 4/2006 Wangler

FOREIGN PATENT DOCUMENTS

EP 1 074 187 A2 2/2001
 FR 2723877 A3 3/1996
 FR 2726780 A1 5/1996
 FR 2859900 A1 3/2005
 GB 2 032 260 A 5/1980
 JP 2001 038678 A 2/2001
 WO WO 02/068159 A1 9/2002
 WO WO 2004/098844 A1 11/2004

OTHER PUBLICATIONS

Leifheit, Käsehobel, viewed at <http://www.leifheit.de/2003/produkt/db/artikel.php?langid=1&frame=353&style>; last viewed on Nov. 14, 2006.
 OXO International, Good Grips Cheese Plane viewed at http://www.oxo.com/OA_HTML/xxoxo_ibeCCtpOXOPrdDtl.jsp?section=10055&item=46682; last viewed on Nov. 14, 2006.
 OXO International, Steel Cheese Plane viewed at http://www.oxo.com/OA_HTML/xxoxo_ibeCCtpOXOPrdDtl.jsp?section=10055&item=46936; last viewed on Nov. 14, 2006.
 Leifheit, Käsehobel 2 viewed at <http://www.leifheit.de/2003/product/db/artikel.php?langid=1&frame=82&style>; last viewed on Nov. 14, 2006.

* cited by examiner

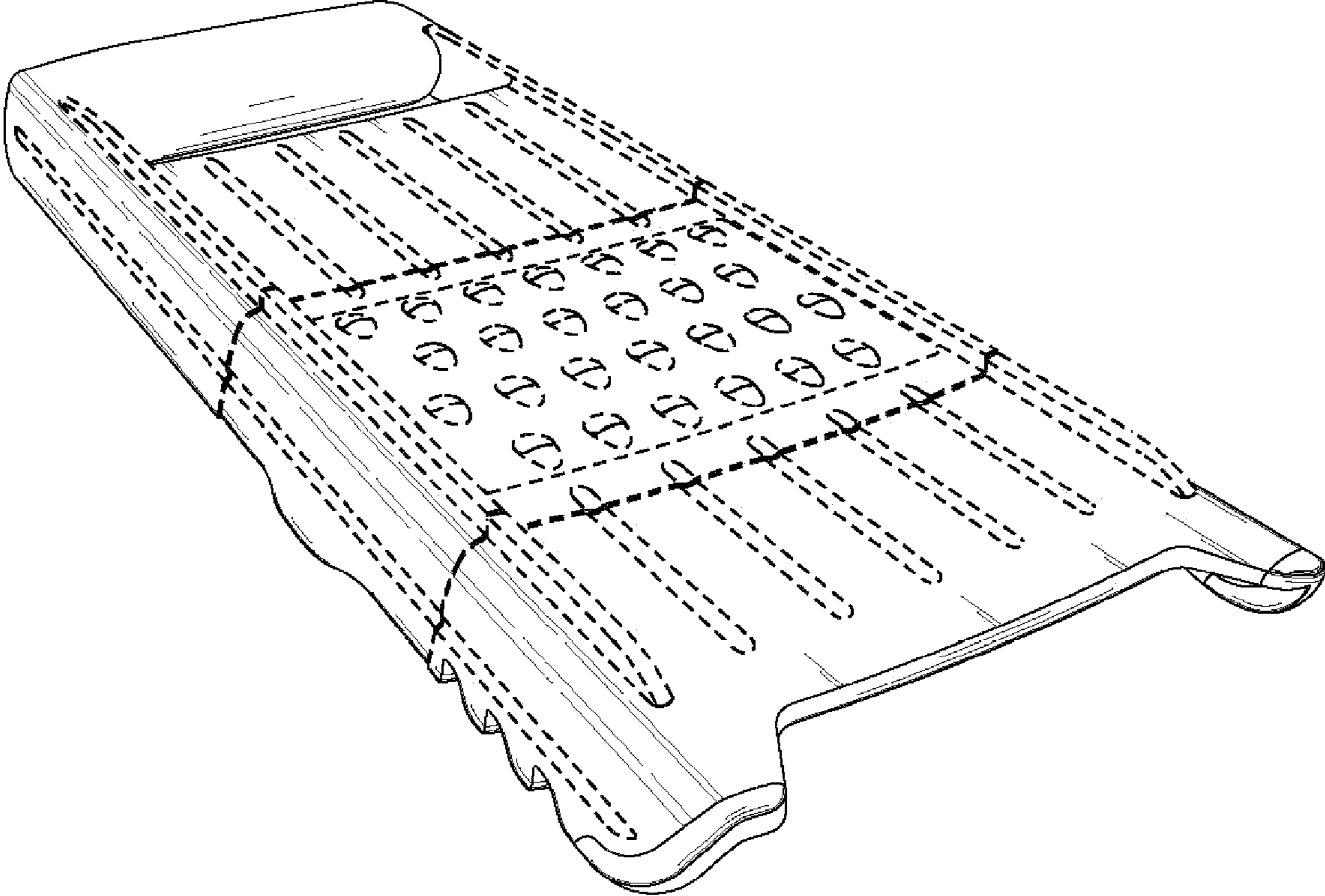


FIG. 1

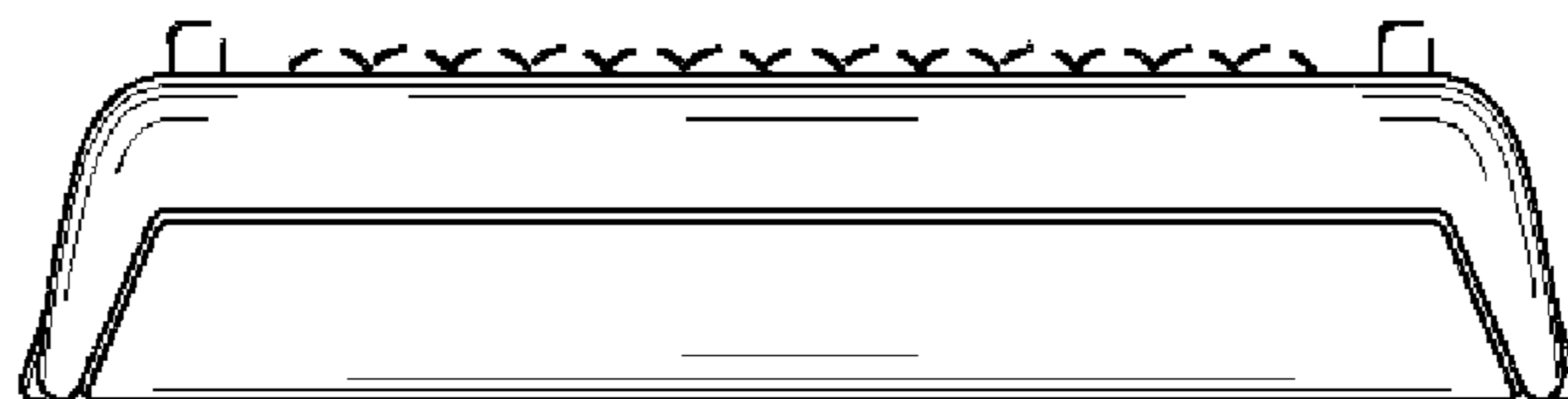


FIG. 2

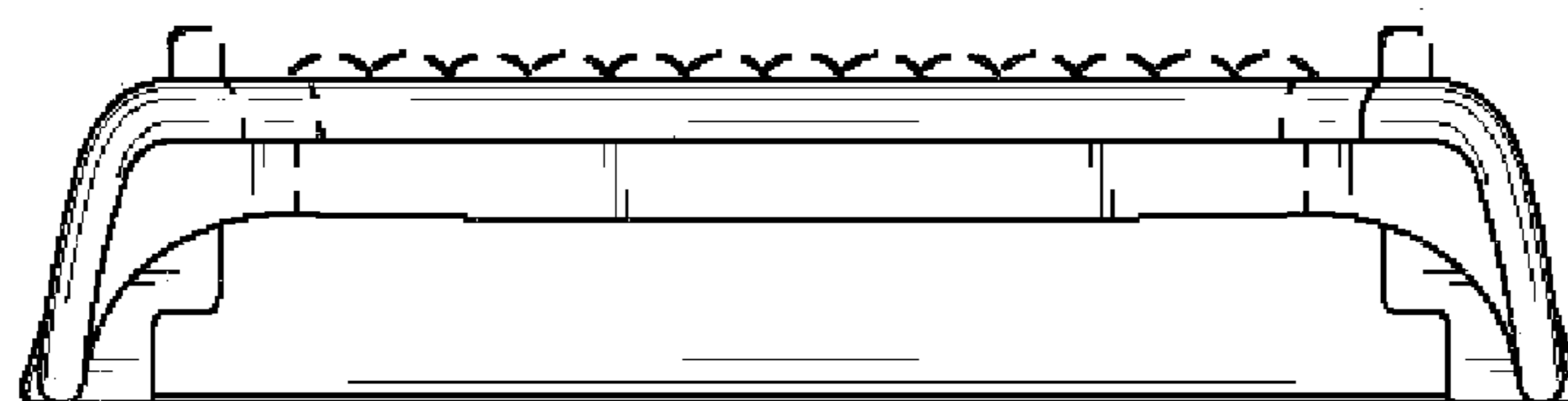


FIG. 3

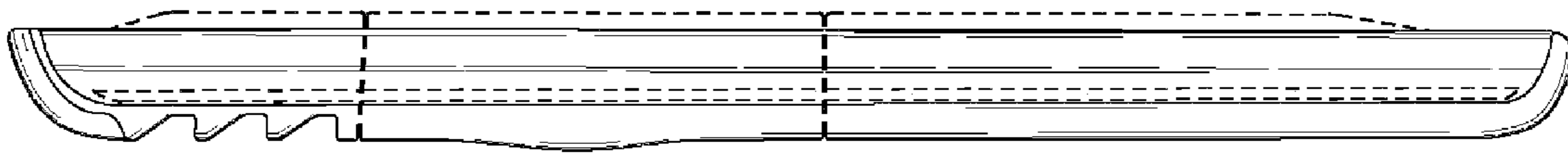


FIG. 4



FIG. 5

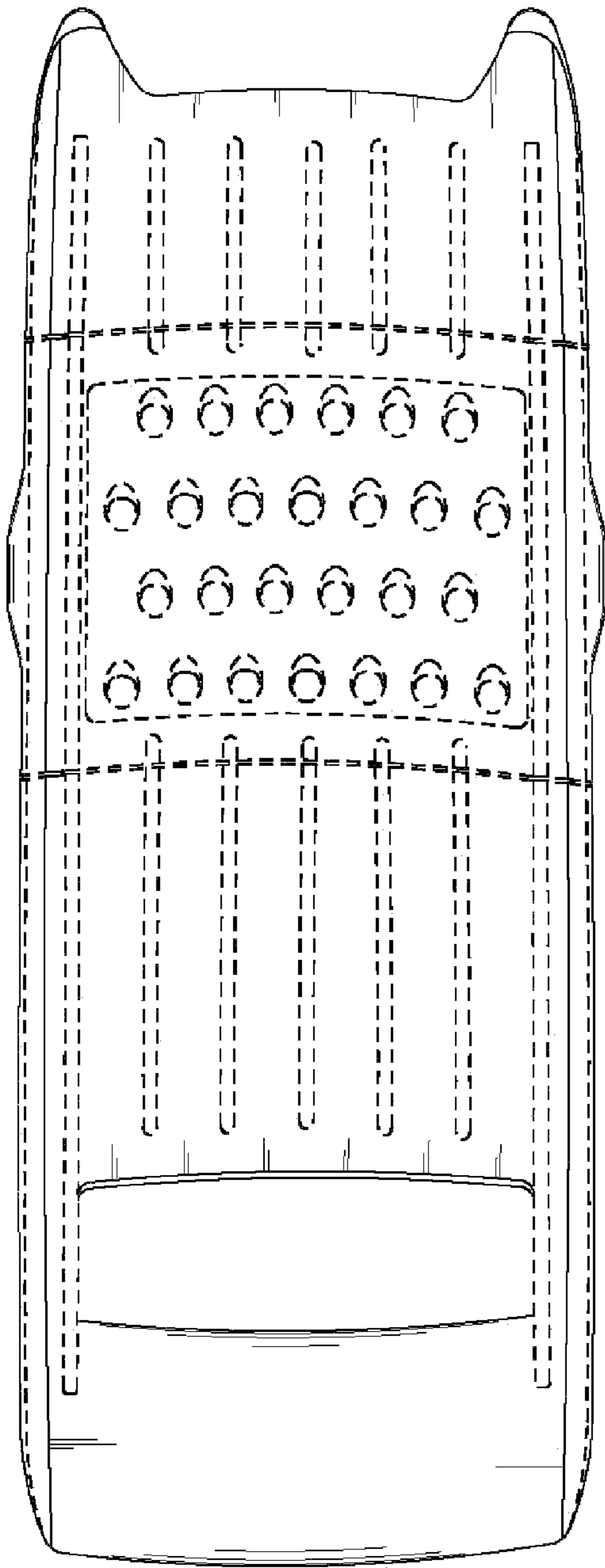


FIG. 6

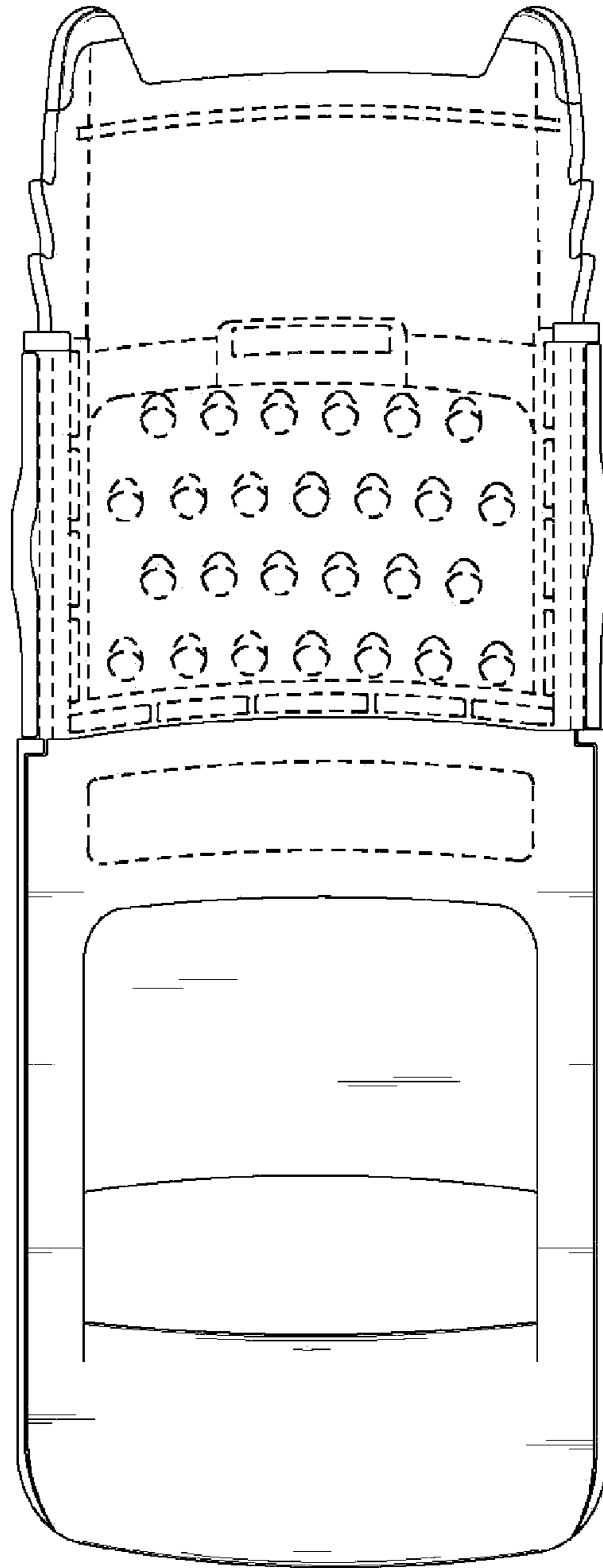


FIG. 7