



US00D576842S

(12) **United States Design Patent**
Richmond

(10) **Patent No.:** **US D576,842 S**
(45) **Date of Patent:** **** Sep. 16, 2008**

(54) **SPOON**

D545,145 S * 6/2007 Ito D7/653
D554,950 S * 11/2007 Richmond D7/653
D557,996 S * 12/2007 Ito D7/653

(75) Inventor: **Colin Richmond**, Fairview, NC (US)

(73) Assignee: **Oneida Ltd.**, Oneida, NY (US)

(**) Term: **14 Years**

(21) Appl. No.: **29/301,951**

(22) Filed: **Mar. 24, 2008**

(51) **LOC (8) Cl.** **07-03**

(52) **U.S. Cl.** **D7/653**

(58) **Field of Classification Search** D7/368,
D7/395, 401.2, 642-646, 649-653, 661-664,
D7/669, 675-676, 683, 688-692, 695-696;
30/137, 141-143, 147-150, 322-327, 329,
30/340, 342-346; 416/70 R

See application file for complete search history.

(56) **References Cited**

U.S. PATENT DOCUMENTS

D43,257 S * 11/1912 Osborne D7/653
D46,924 S * 2/1915 Crowell D7/653
D291,045 S * 7/1987 Richmond, II D7/653
D332,375 S * 1/1993 Gebhardt D7/653
D411,417 S * 6/1999 Gebhardt D7/653

* cited by examiner

Primary Examiner—Caron D. Veynar

Assistant Examiner—Ricky Pham

(74) *Attorney, Agent, or Firm*—Marjama Muldoon Blasiak & Sullivan LLP

(57) **CLAIM**

The ornamental design for a spoon, as shown and described.

DESCRIPTION

FIG. 1 is a top plan view of a spoon, illustrating my new design;

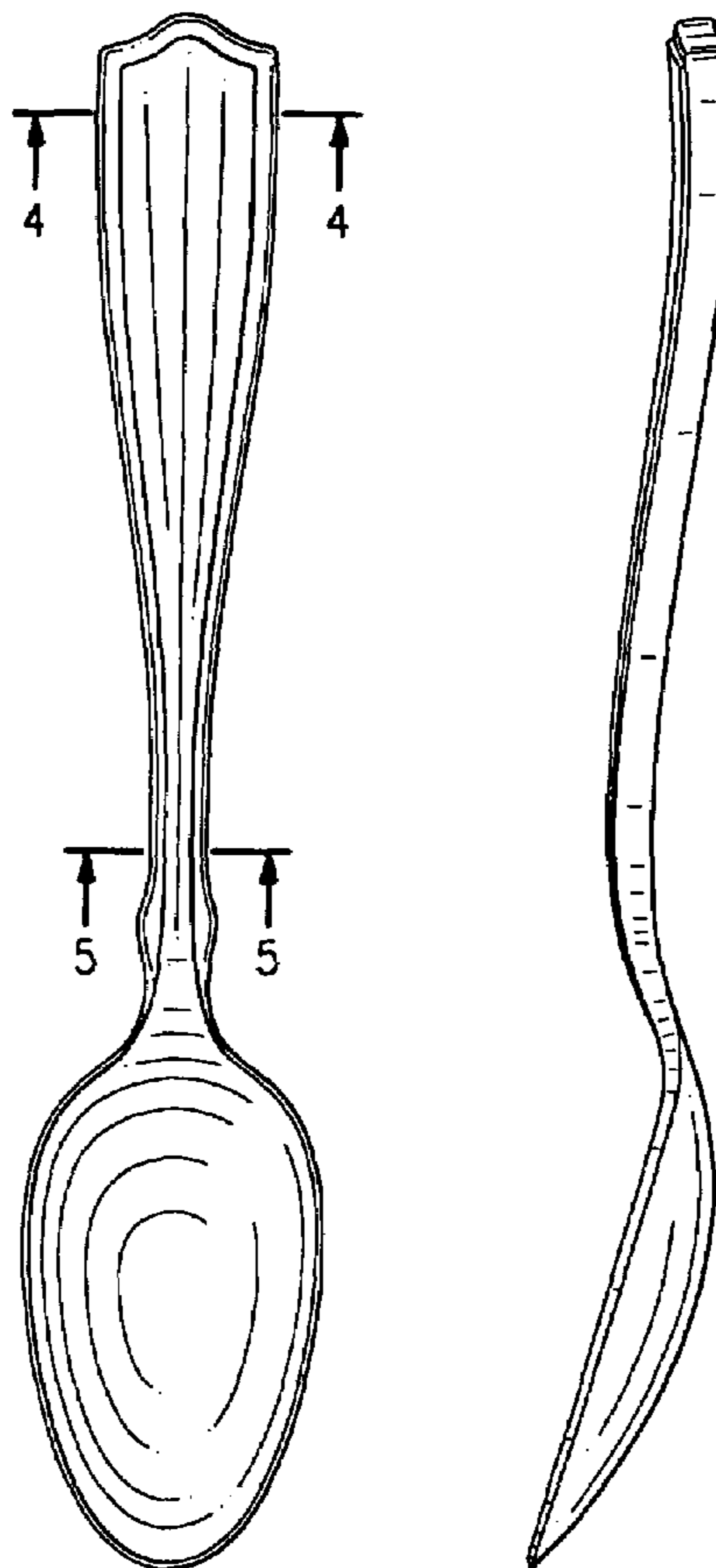
FIG. 2 is a right side view thereof, the left side view being a mirror image;

FIG. 3 is a bottom view thereof;

FIG. 4 is a cross-sectional view taken through line 4—4 of FIG. 1; and,

FIG. 5 is a cross-sectional view taken through line 5—5 of FIG. 1.

1 Claim, 1 Drawing Sheet



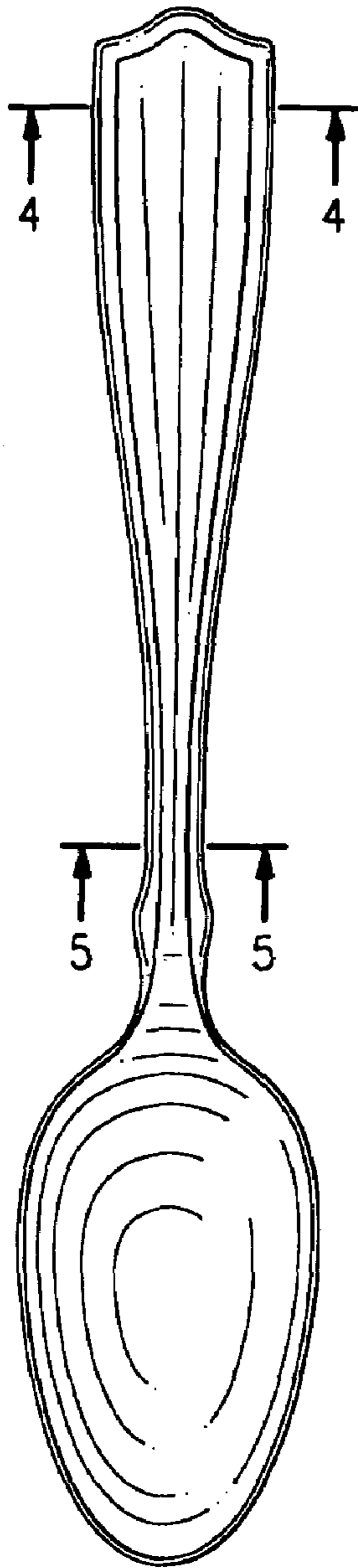


FIG. 1

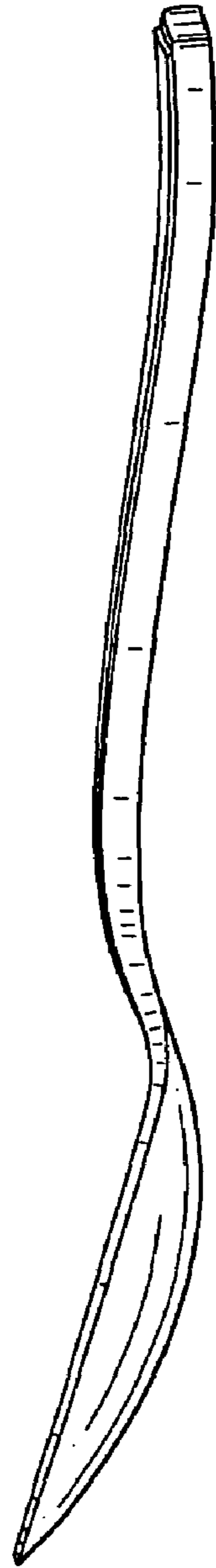


FIG. 2

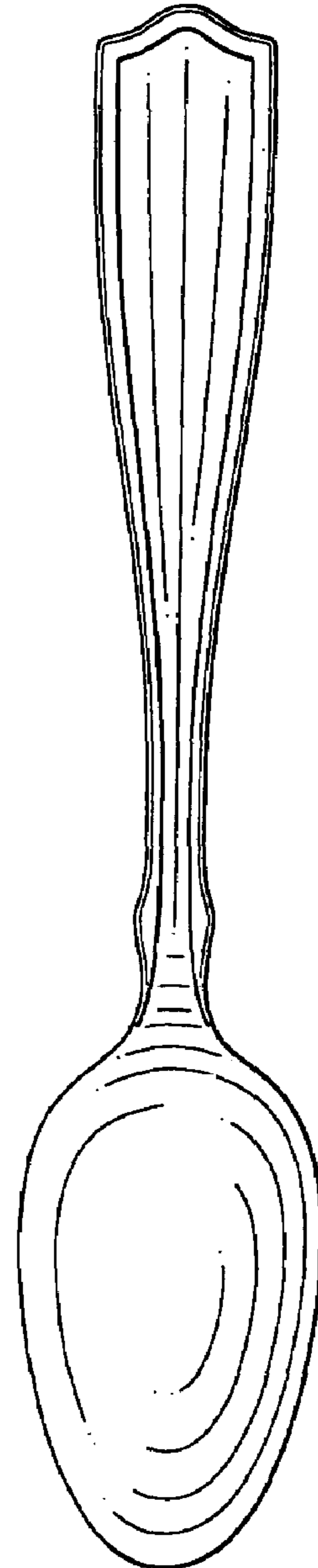


FIG. 3



FIG. 4



FIG. 5