

US00D576827S

(12) **United States Design Patent**
Krumpe et al.

(10) **Patent No.:** **US D576,827 S**

(45) **Date of Patent:** **** Sep. 16, 2008**

(54) **TISSUE HOLDER**

(75) Inventors: **Geraint Krumpe**, Chicago, IL (US);
Terry Starbuck, Pilot Mountain, NC
(US)

(73) Assignee: **Liberty Hardware Mfg. Corp.**,
Winston-Salem, NC (US)

(**) Term: **14 Years**

(21) Appl. No.: **29/303,838**

(22) Filed: **Feb. 19, 2008**

(51) **LOC (8) Cl.** **23-02**

(52) **U.S. Cl.** **D6/523**

(58) **Field of Classification Search** D6/546-550,
D6/518-519, 522-524; D8/300, 303, 315-321;
108/28-29; 211/13.1, 16, 60.1, 86.01, 87.01,
211/88.01, 88.04, 100, 105.1-105.2, 123,
211/181.1, 182; 248/175, 176.1, 251, 302;
16/110.1, 412, 415; 242/570, 590, 595-598
See application file for complete search history.

(56) **References Cited**

U.S. PATENT DOCUMENTS

D361,006 S *	8/1995	Sharpe	D6/524
D362,361 S *	9/1995	Lehn et al.	D6/523
D392,139 S *	3/1998	Wu	D6/549
D436,477 S *	1/2001	Ming-Hsiao	D6/523
D452,100 S *	12/2001	Gilbert	D6/549
D455,592 S *	4/2002	Ou-Young	D6/549

D466,735 S *	12/2002	Moore	D6/523
D472,417 S *	4/2003	Hunt	D6/549
D478,439 S *	8/2003	Hoernig	D6/523
D478,441 S *	8/2003	Marks et al.	D6/523
D483,585 S *	12/2003	Chen	D6/524
D503,061 S *	3/2005	Fuchs	D6/549

* cited by examiner

Primary Examiner—Brian N Vinson

(74) *Attorney, Agent, or Firm*—Edgar A. Zarins; Lloyd D. Doigan

(57) **CLAIM**

The ornamental design for a tissue holder, as shown and described.

DESCRIPTION

FIG. 1 is a perspective view of a tissue holder showing our new design;

FIG. 2 is a front elevational view thereof;

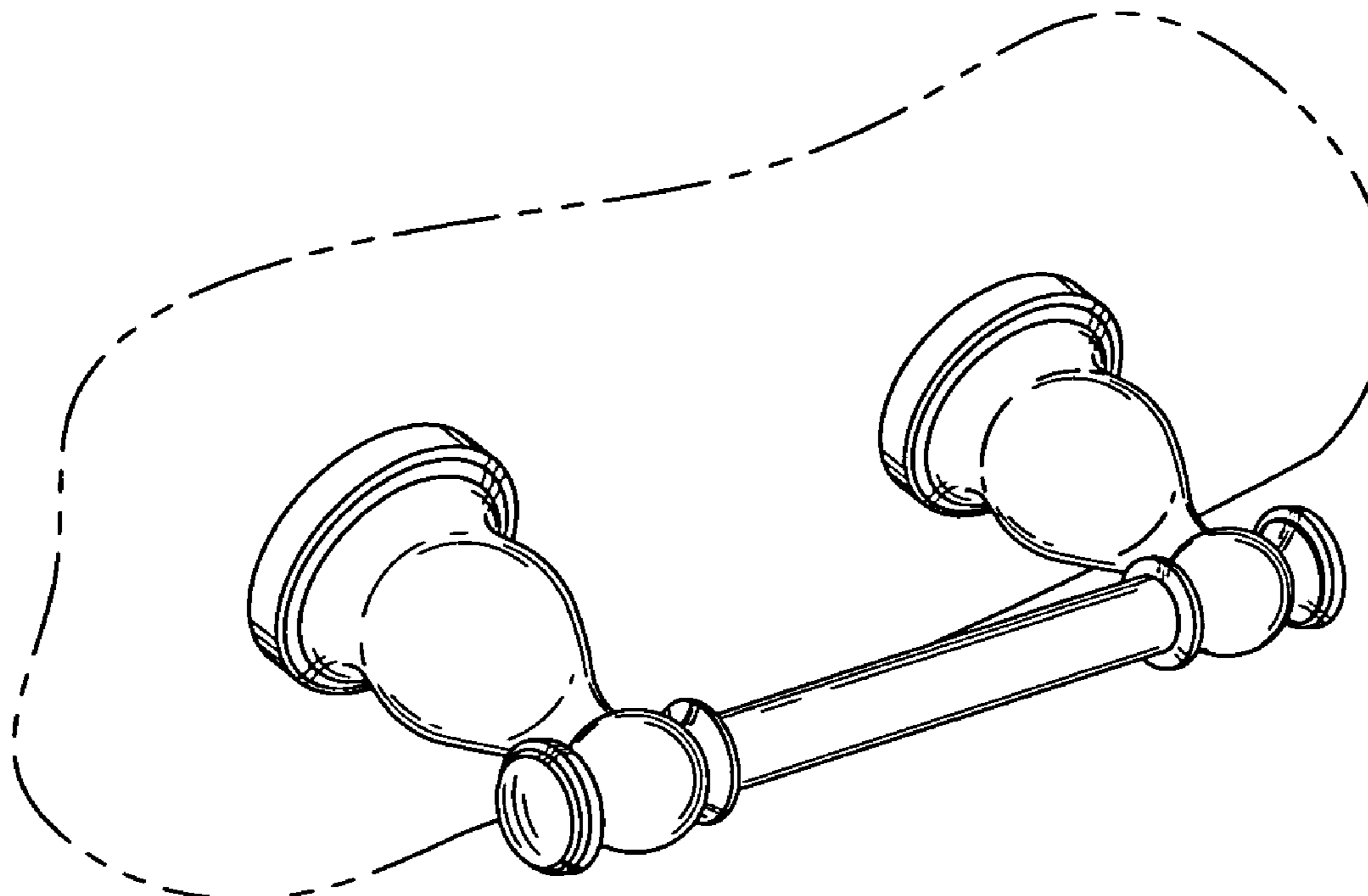
FIG. 3 is a left side view thereof, the opposite side being a mirror image of the side shown;

FIG. 4 is a top plan view thereof; and,

FIG. 5 is a bottom plan view thereof.

The fragmentary broken-line disclosure of wall in the views is understood to represent unclaimed environment shown for illustrative purposes only and forming no part of the claimed design.

1 Claim, 1 Drawing Sheet



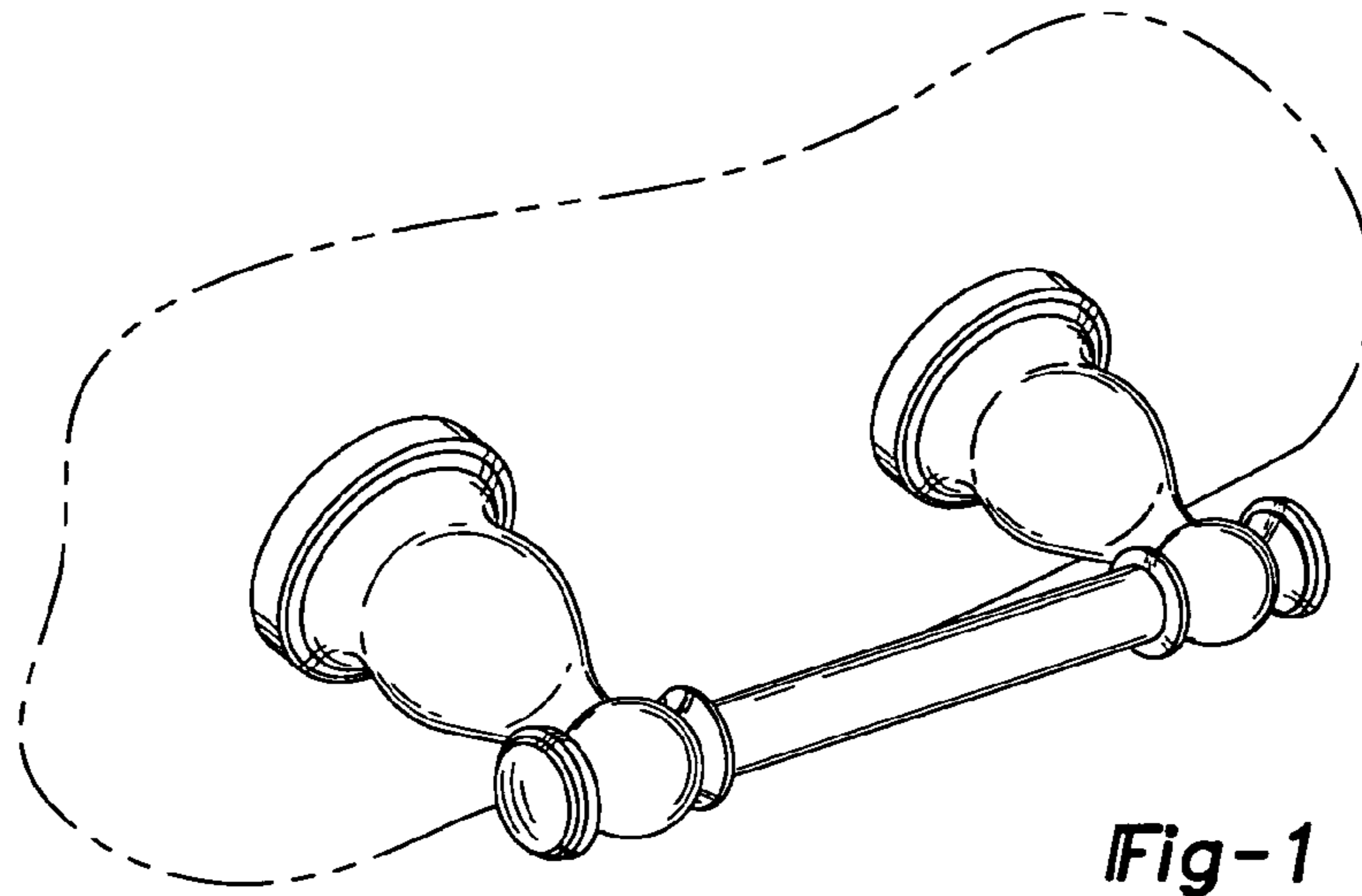


Fig-1

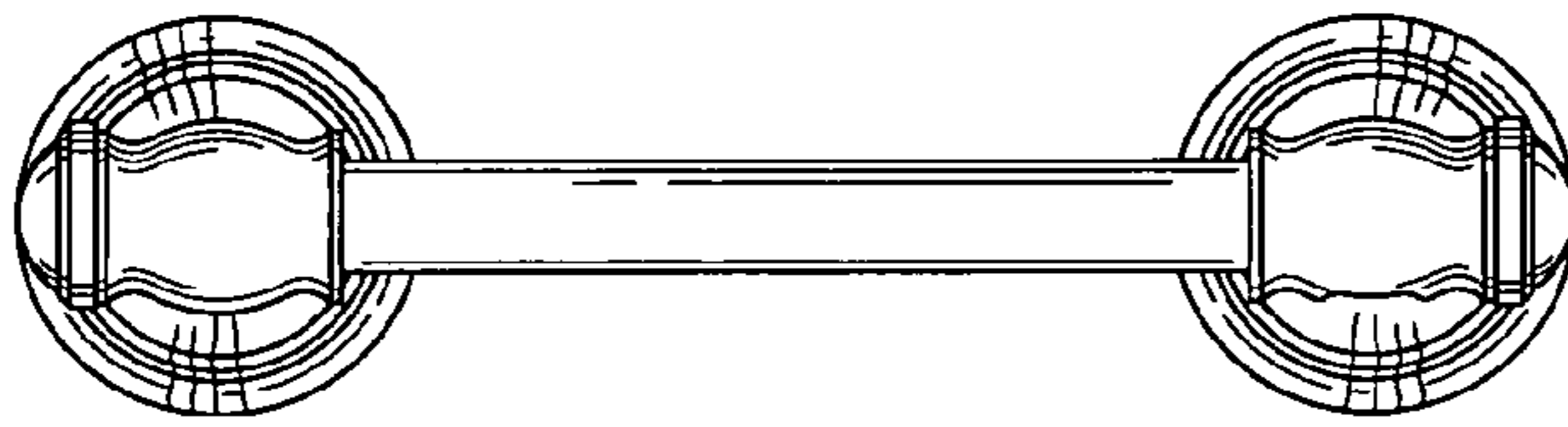


Fig-2

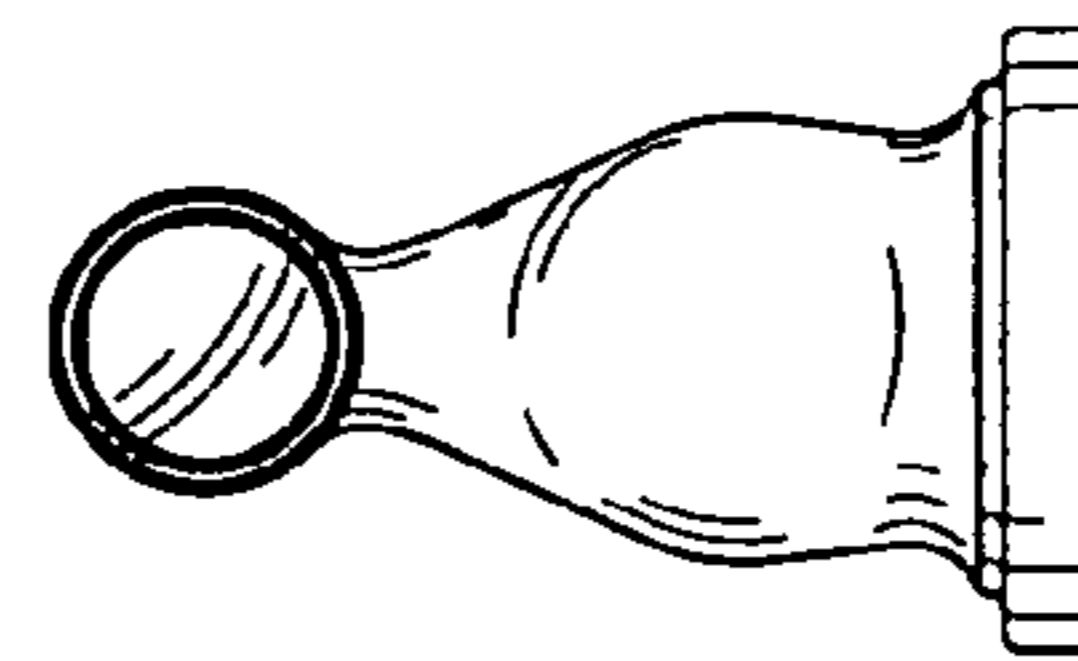


Fig-3

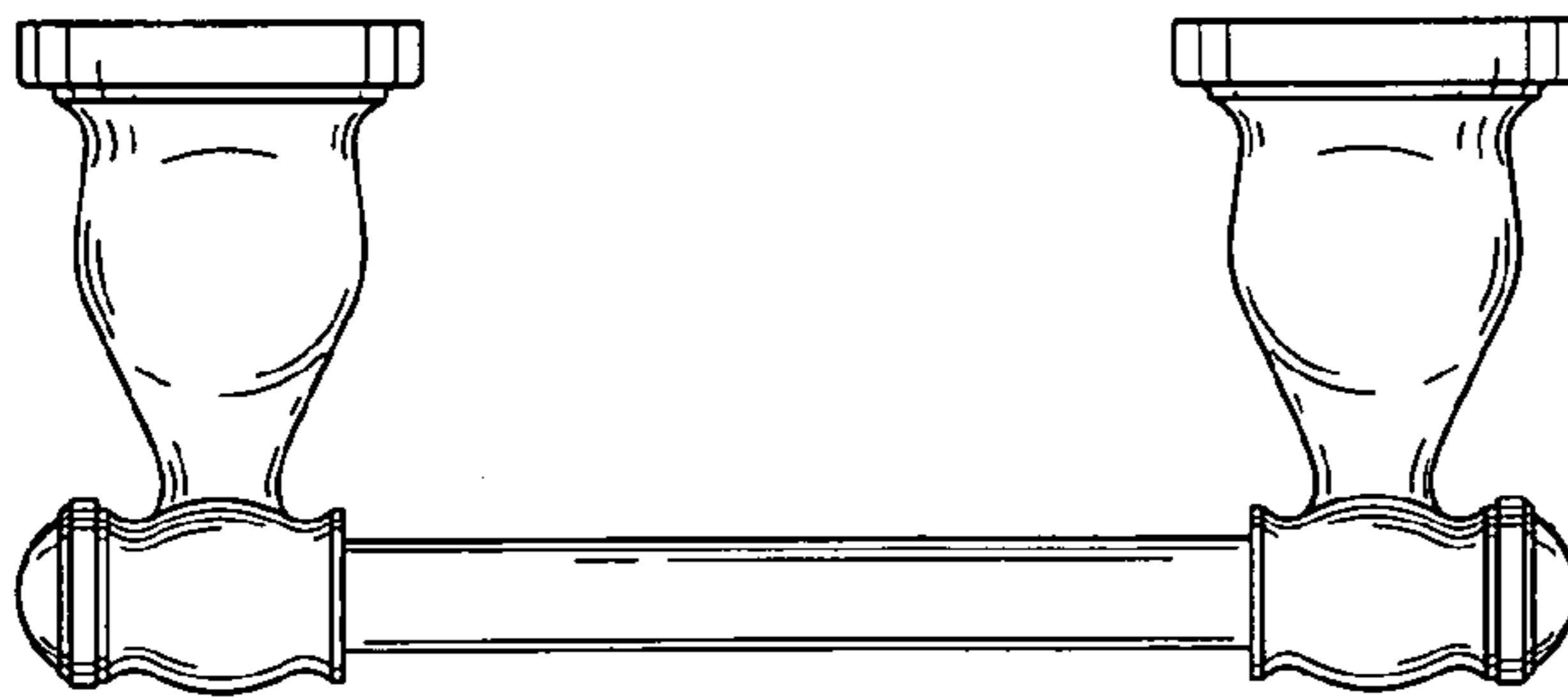


Fig-4

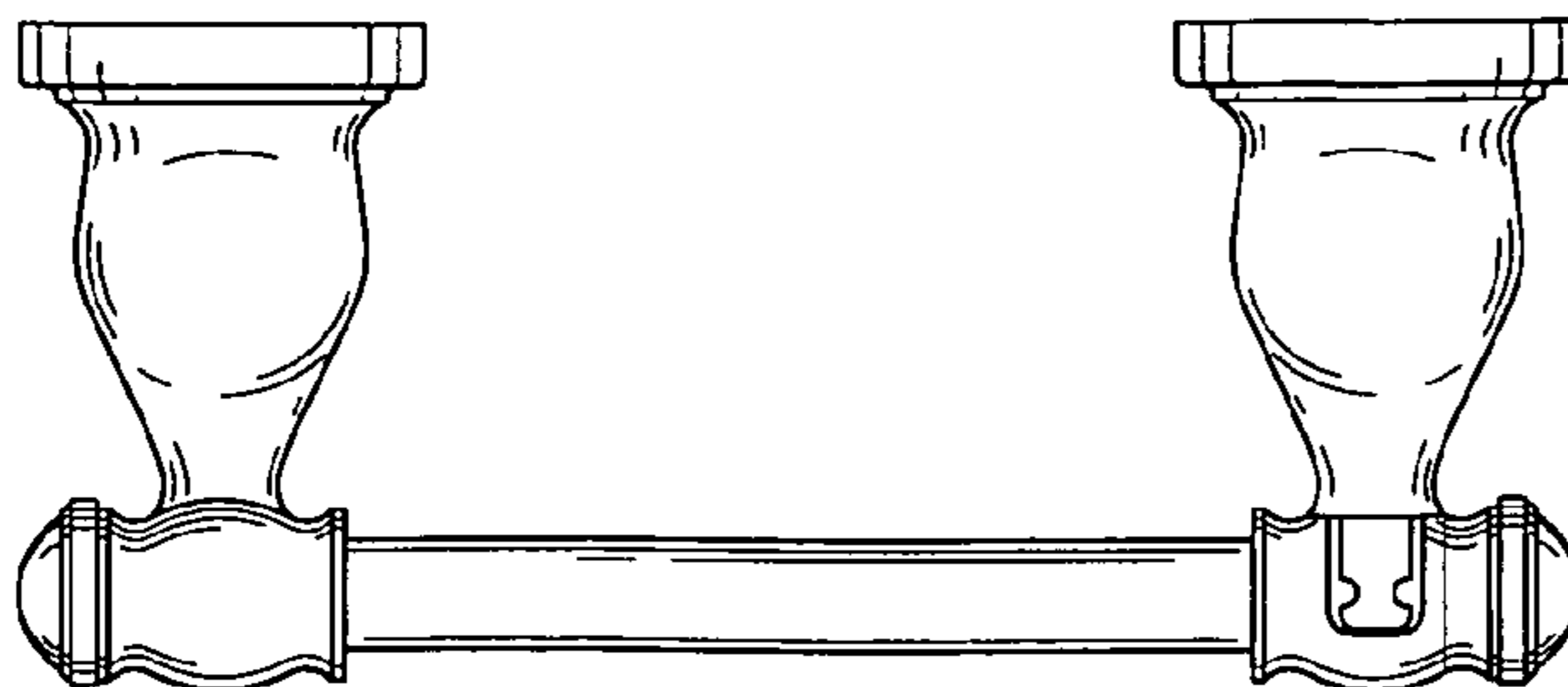


Fig-5