



US00D576822S

(12) **United States Design Patent**
Hynes

(10) **Patent No.:** **US D576,822 S**

(45) **Date of Patent:** **** Sep. 16, 2008**

(54) **WINE CABINET**

D463,682 S * 10/2002 Ma et al. D6/470
D524,571 S * 7/2006 Domack et al. D6/436

(75) Inventor: **India Hynes**, Newport Beach, CA (US)

* cited by examiner

(73) Assignee: **Vinotemp International Corporation**,
Rancho Dominguez, CA (US)

Primary Examiner—Mimosa De

(74) *Attorney, Agent, or Firm*—Kleinberg & Lerner LLP;
Marvin H. Kleinberg

(**) Term: **14 Years**

(21) Appl. No.: **29/298,991**

(57) **CLAIM**

(22) Filed: **Dec. 17, 2007**

The ornamental design for a wine cabinet, as shown and described.

(51) **LOC (8) Cl.** **06-04**

(52) **U.S. Cl.** **D6/470**

(58) **Field of Classification Search** D6/432–448,
D6/470, 559, 561, 569; 312/102, 114, 138.1,
312/204

See application file for complete search history.

DESCRIPTION

FIG. 1 is a perspective view of the wine cabinet of the present invention;

FIG. 2 is a front view of the wine cabinet of FIG. 1;

FIG. 3 is a side view of the wine cabinet of FIG. 1;

FIG. 4 is a rear view of the wine cabinet of FIG. 1; and,

FIG. 5 is a top view of the wine cabinet of FIG. 1.


The wine cabinet of the present invention is symmetrical and the left and right views are mirror images.

(56) **References Cited**

U.S. PATENT DOCUMENTS

D276,392 S * 11/1984 Palka D6/561
D436,481 S * 1/2001 Harwanko D6/559
D440,425 S * 4/2001 Alexandersson D6/432
D459,617 S * 7/2002 Winter et al. D6/470

1 Claim, 3 Drawing Sheets






FIG. 1




FIG. 2

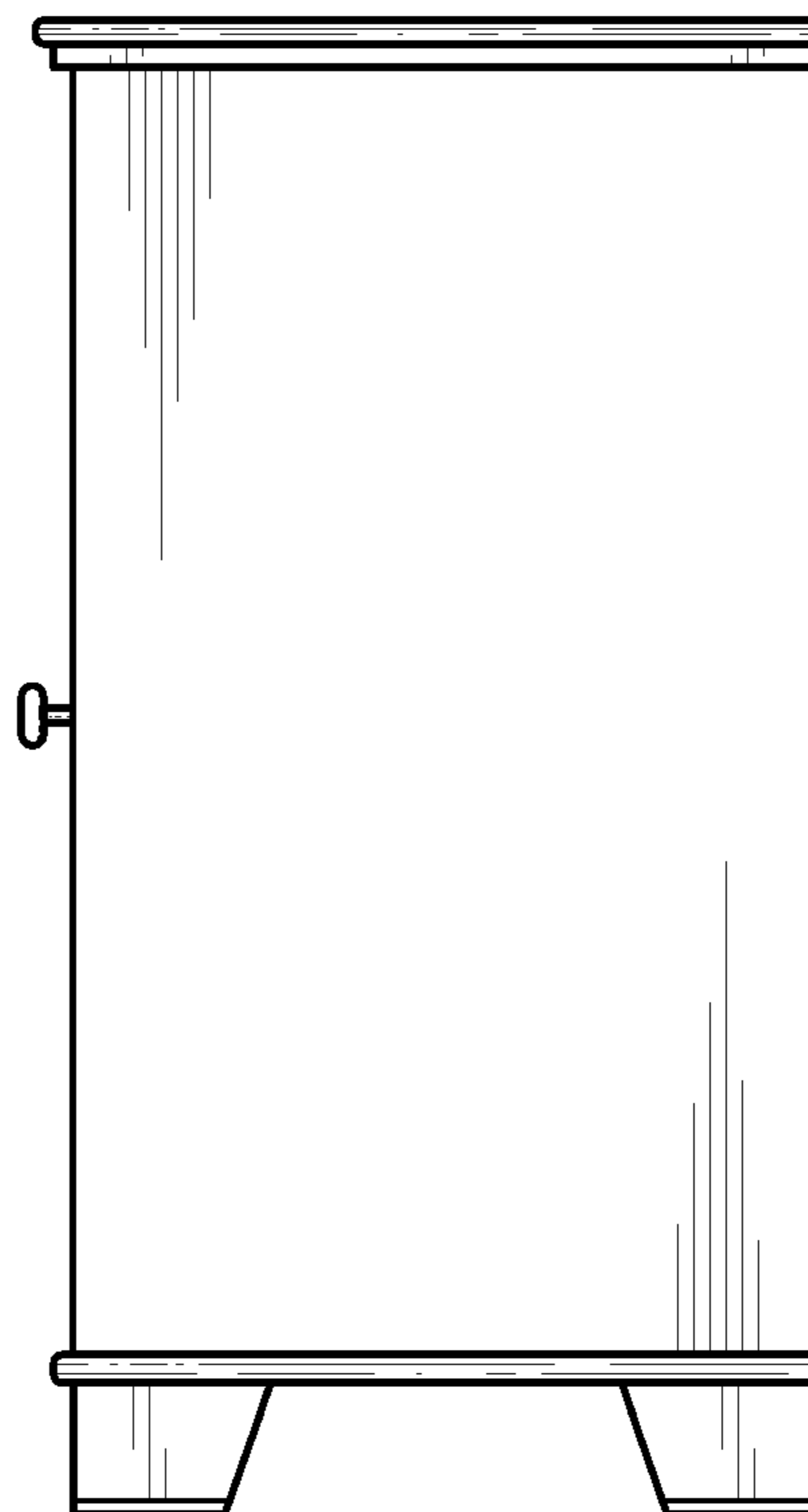


FIG. 3

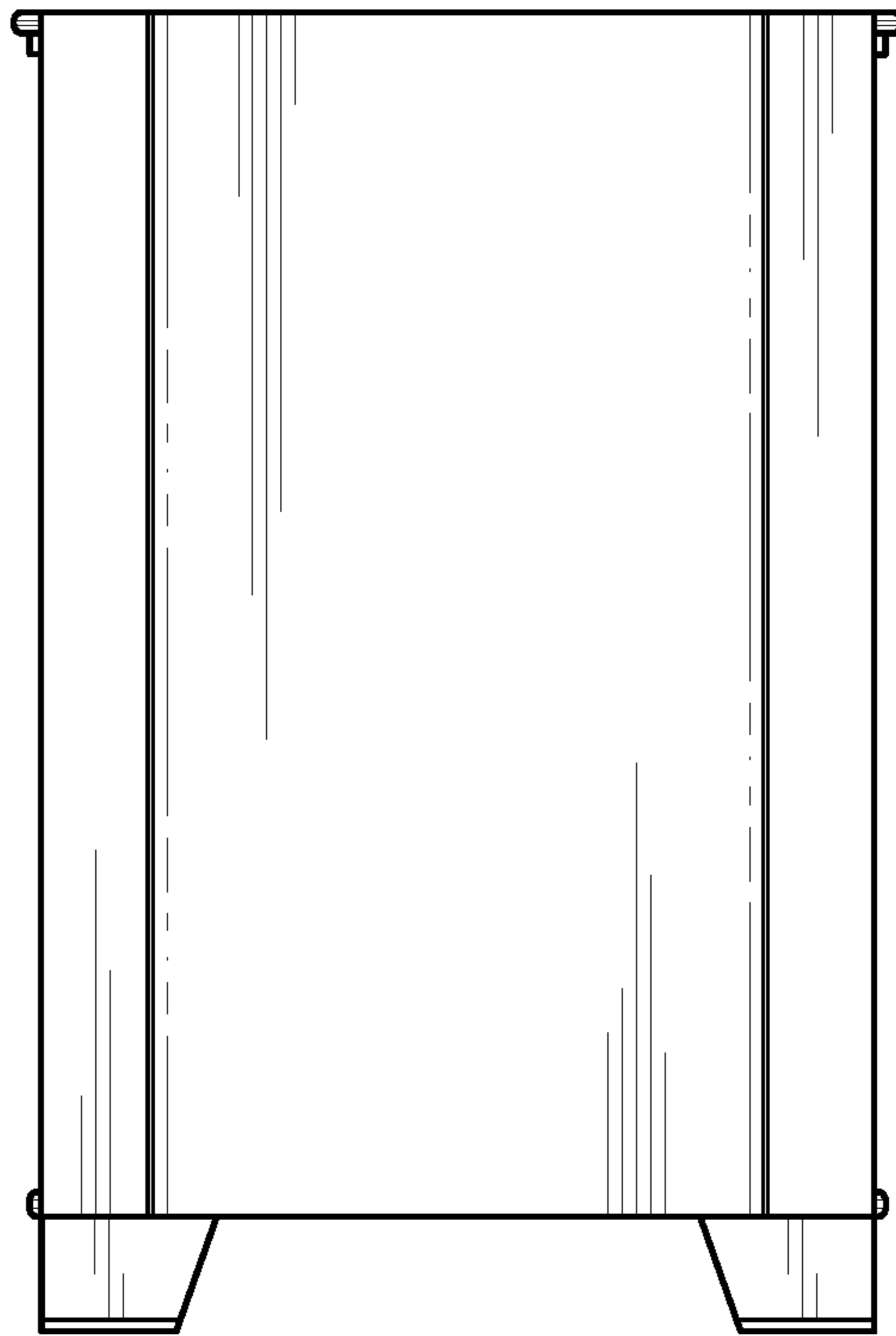


FIG. 4

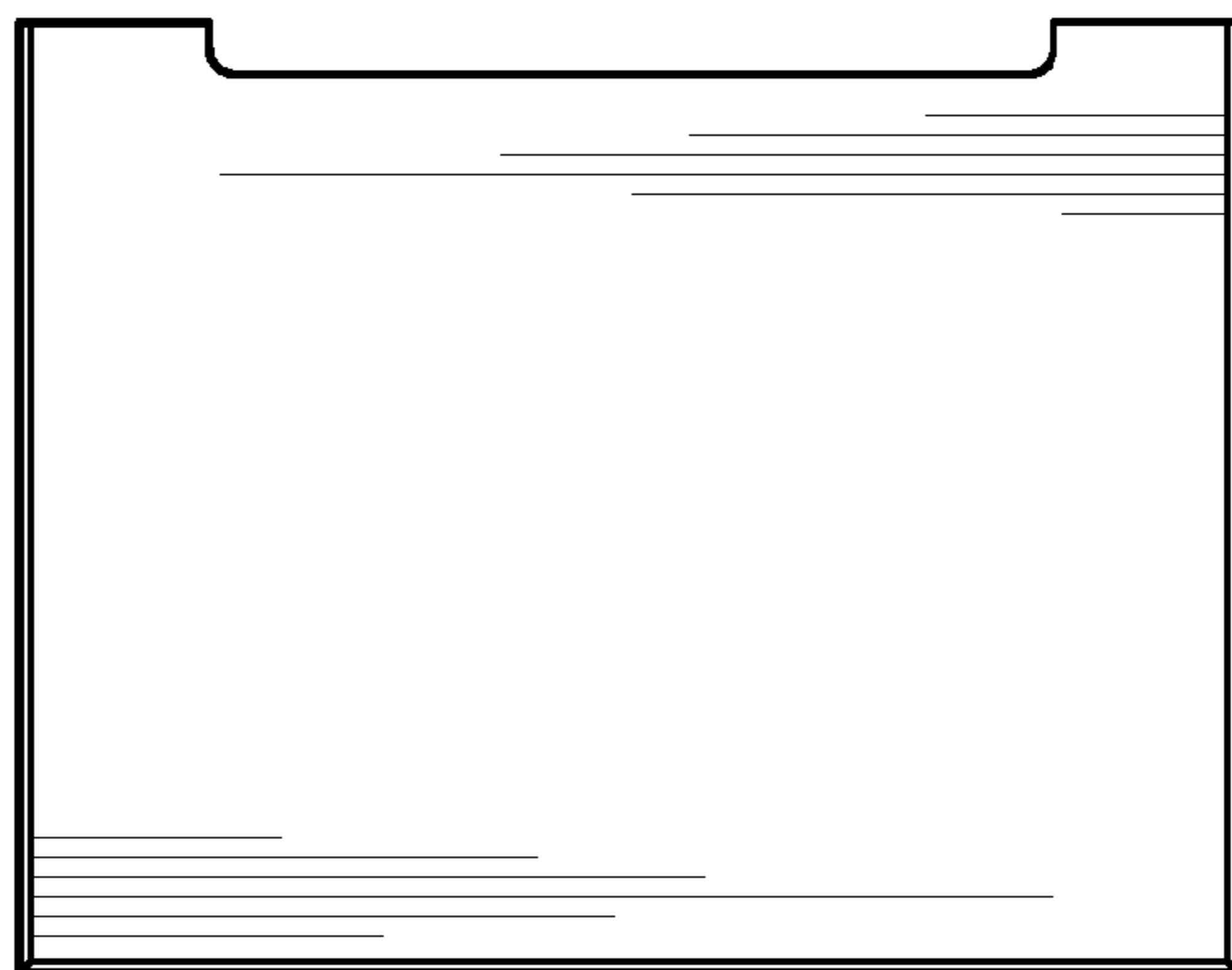


FIG. 5