



US00D576810S

(12) **United States Design Patent**
Christianson et al.

(10) **Patent No.:** **US D576,810 S**
(45) **Date of Patent:** **** Sep. 16, 2008**

(54) **CHAIR ASSEMBLY**

(75) Inventors: **Nicholas M. Christianson**, Fairway, KS (US); **Mark B. Emge**, Lawrence, KS (US); **Shawn R. Harvill**, Kansas City, KS (US)

(73) Assignee: **Cramer Inc.**, North Kansas City, MO (US)

(**) Term: **14 Years**

(21) Appl. No.: **29/280,878**

(22) Filed: **Jun. 8, 2007**

(51) **LOC (8) Cl.** **06-01**

(52) **U.S. Cl.** **D6/356**

(58) **Field of Classification Search** D6/334-336, D6/364, 365, 366, 367, 368, 374, 500-502; 297/411.27, 452.11, 452.19, 452.21, 452.24, 297/452.25, 452.26, 452.29, 452.48

See application file for complete search history.

(56) **References Cited**

U.S. PATENT DOCUMENTS

D267,989 S *	2/1983	Buhk et al.	D6/366
4,822,103 A	4/1989	Stenvall		
4,884,846 A	12/1989	Tobler		
5,249,839 A	10/1993	Falks et al.		
5,324,096 A	6/1994	Schultz		
5,366,276 A	11/1994	Hobson et al.		
5,385,388 A	1/1995	Falks		
5,439,267 A	8/1995	Peterson et al.		
5,536,070 A	7/1996	Lemmen		
5,599,067 A	2/1997	Schuelke et al.		
5,641,203 A	6/1997	Van De Riet et al.		
5,667,277 A	9/1997	Van De Riet		
D394,961 S *	6/1998	Fancelli	D6/366
D397,258 S *	8/1998	Heyder et al.	D6/366
D408,161 S *	4/1999	Caruso	D6/366
5,921,630 A	7/1999	Cassaday		
5,934,758 A	8/1999	Ritch et al.		
5,979,988 A	11/1999	Heidmann et al.		
D433,833 S *	11/2000	Schultz et al.	D6/366

6,290,300 B1	9/2001	Sutton et al.		
6,343,839 B1	2/2002	Simons, Jr. et al.		
D459,903 S *	7/2002	Lo	D6/366
6,419,311 B1	7/2002	Tang		
6,428,105 B1	8/2002	Ellis et al.		
6,439,664 B1	8/2002	Gorgi et al.		
6,499,801 B1	12/2002	Peterson et al.		
6,588,842 B2	7/2003	Stumpf et al.		
6,634,711 B2	10/2003	Phillips et al.		
6,637,823 B1	10/2003	Ursini et al.		
6,695,403 B1	2/2004	Su et al.		
6,702,386 B2	3/2004	Davis et al.		
6,726,278 B1	4/2004	Albright et al.		
D496,812 S *	10/2004	Chu	D6/500

(Continued)

FOREIGN PATENT DOCUMENTS

JP 2002010870 1/2002

Primary Examiner—Mimosa De
(74) *Attorney, Agent, or Firm*—Schwegman, Lundberg & Woessner, P.A.

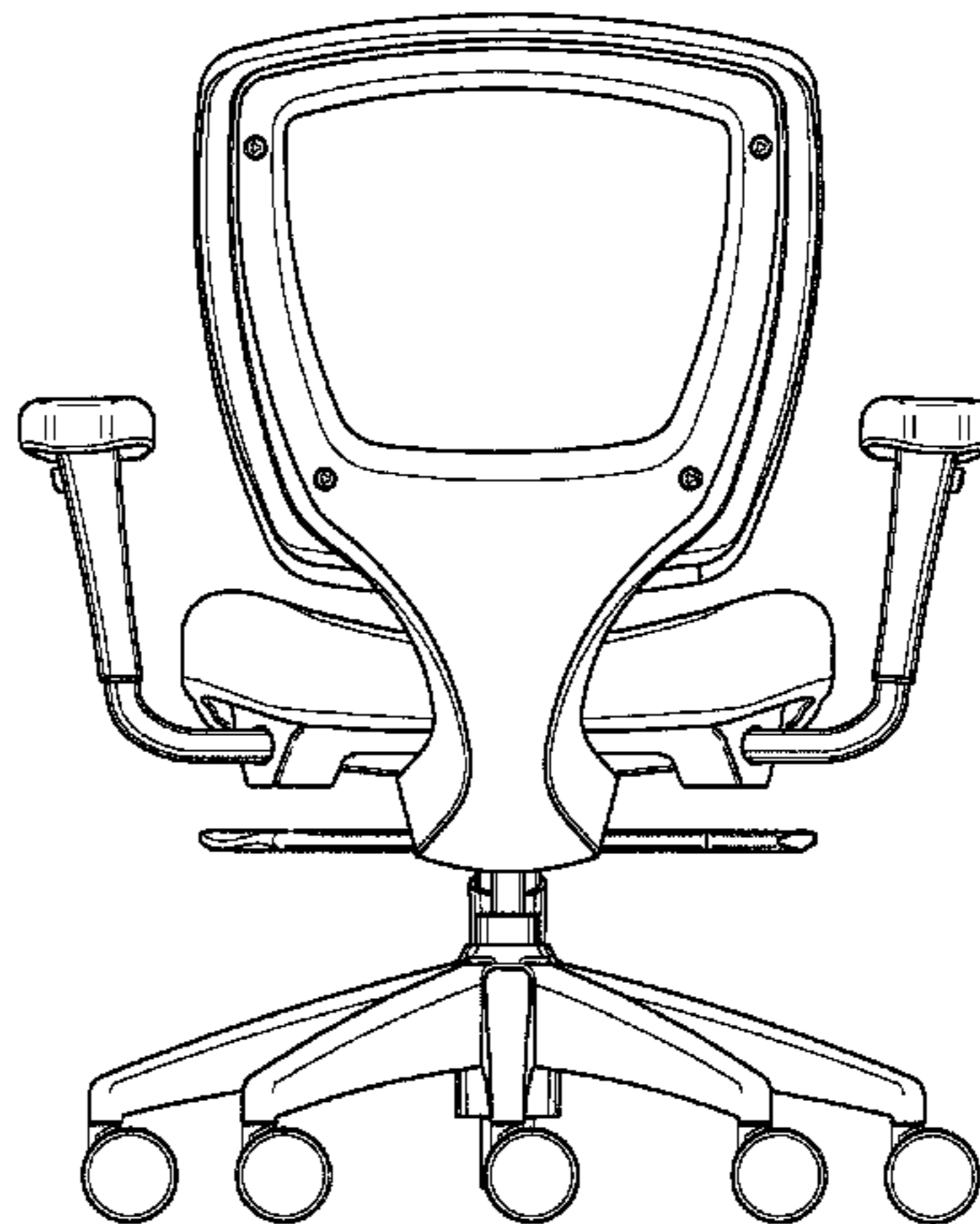
(57) **CLAIM**

The ornamental design for the chair assembly, as shown and described.

DESCRIPTION

FIG. 1 is a perspective view of the chair assembly, incorporating the new design;
FIG. 2 is a front elevational view thereof;
FIG. 3 is a rear elevational view thereof;
FIG. 4 is a right side elevational view thereof; and
FIG. 5 is a left side elevational view thereof,
FIG. 6 is a top view of the chair assembly; and,
FIG. 7 is a bottom view of the chair assembly.

1 Claim, 7 Drawing Sheets



US D576,810 S

Page 2

U.S. PATENT DOCUMENTS						
			D557,027	S *	12/2007	Hara D6/366
			D558,998	S *	1/2008	Hara D6/366
			D567,523	S *	4/2008	Hara D6/366
6,811,215	B2	11/2004	Horiki et al.			
6,843,530	B1	1/2005	Wu			
6,880,215	B2	4/2005	Peterson			
D507,437	S *	7/2005	Klaasen et al.	D6/500		
6,948,775	B2	9/2005	Tsai			
6,957,861	B1	10/2005	Chou et al.			
6,969,121	B2	11/2005	Drajan			
7,213,886	B2	5/2007	Schmitz et al.			
D548,993	S *	8/2007	Fancelli	D6/366		
						* cited by examiner
			2003/0042782	A1	3/2003	Davis et al.
			2004/0189073	A1	9/2004	Chadwick et al.
			2005/0184574	A1	8/2005	Tsai
			2005/0264071	A1	12/2005	Costaglia
			2005/0269850	A1	12/2005	York et al.
			2007/0284930	A1	12/2007	Christianson et al.

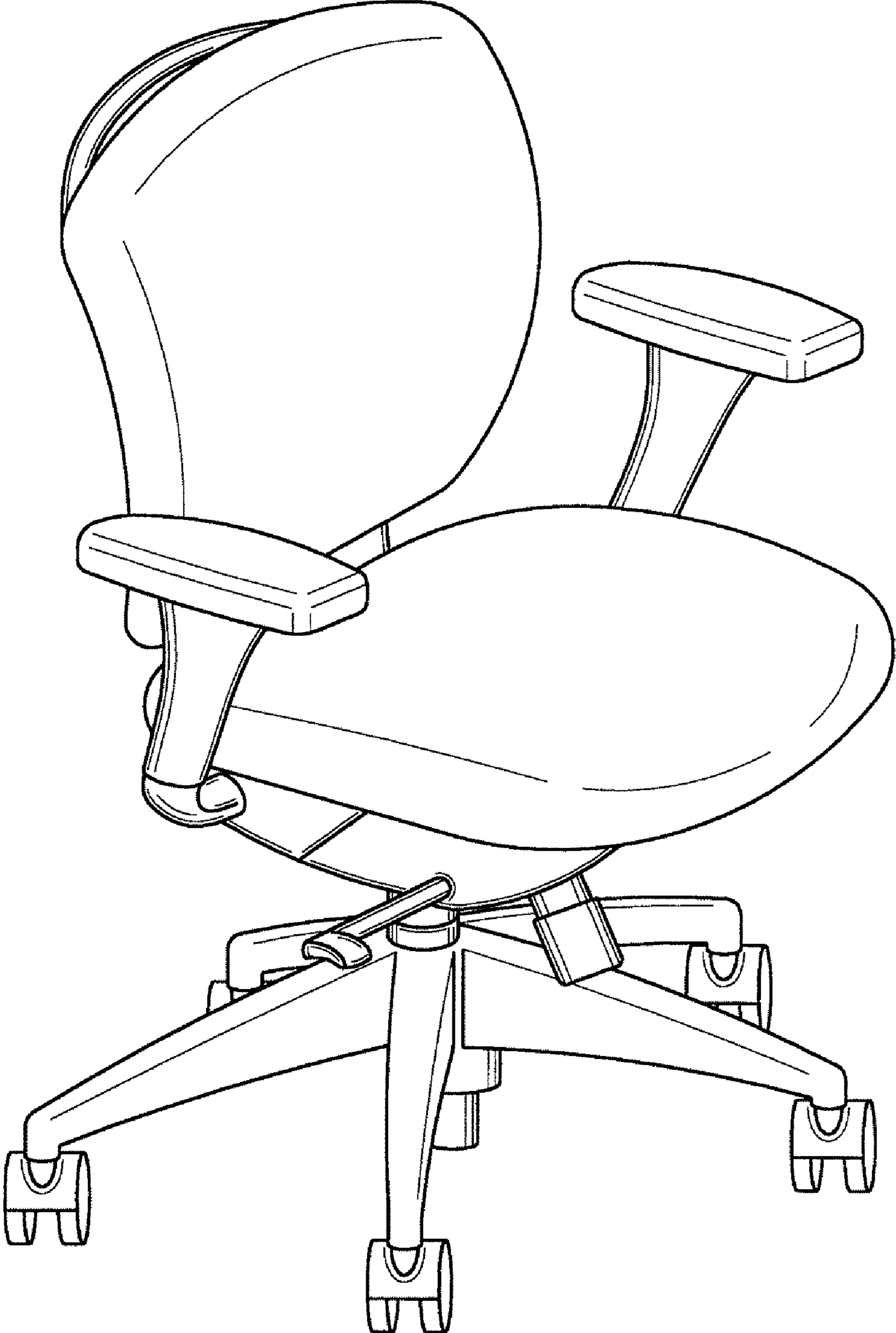


FIG. 1

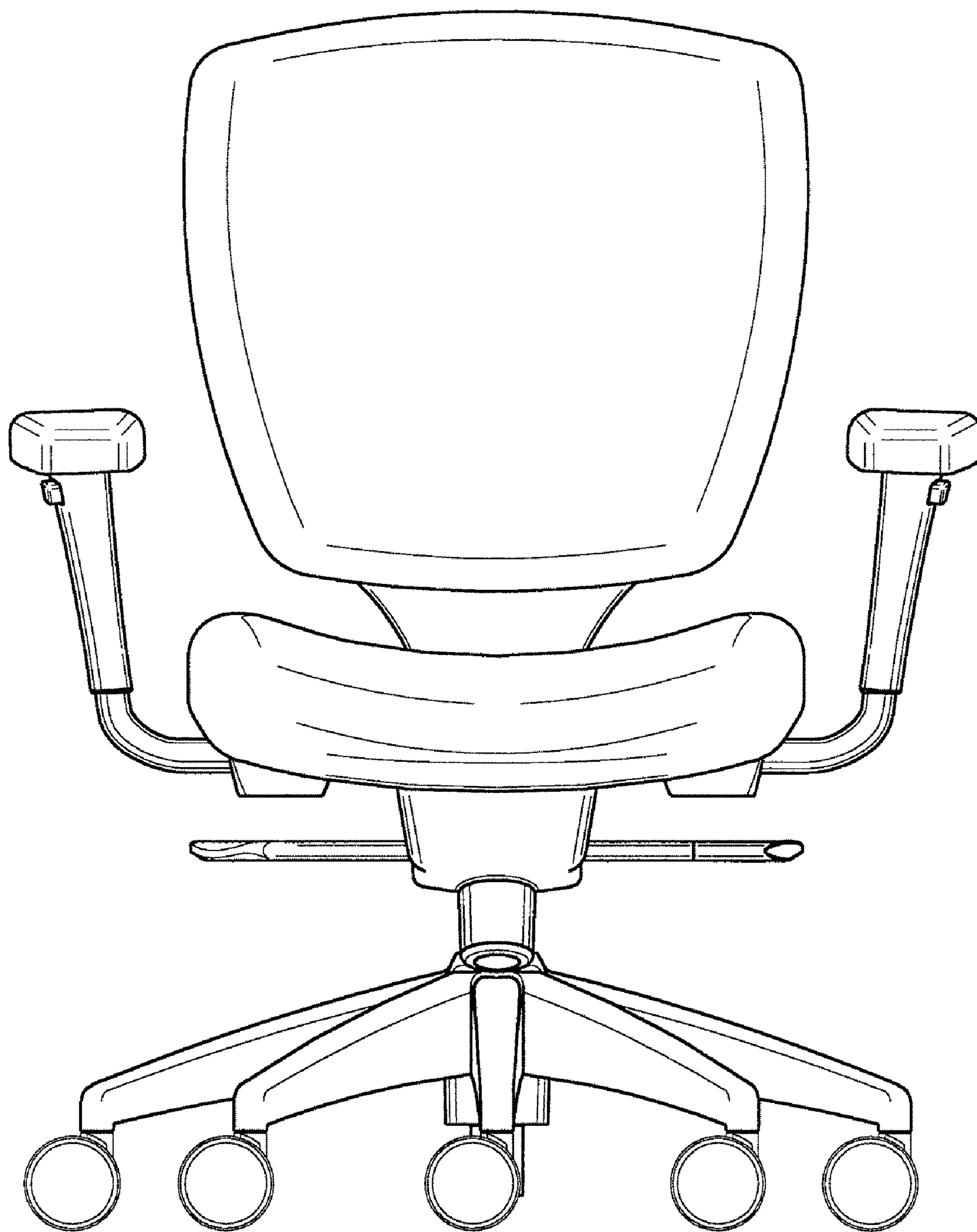


FIG. 2

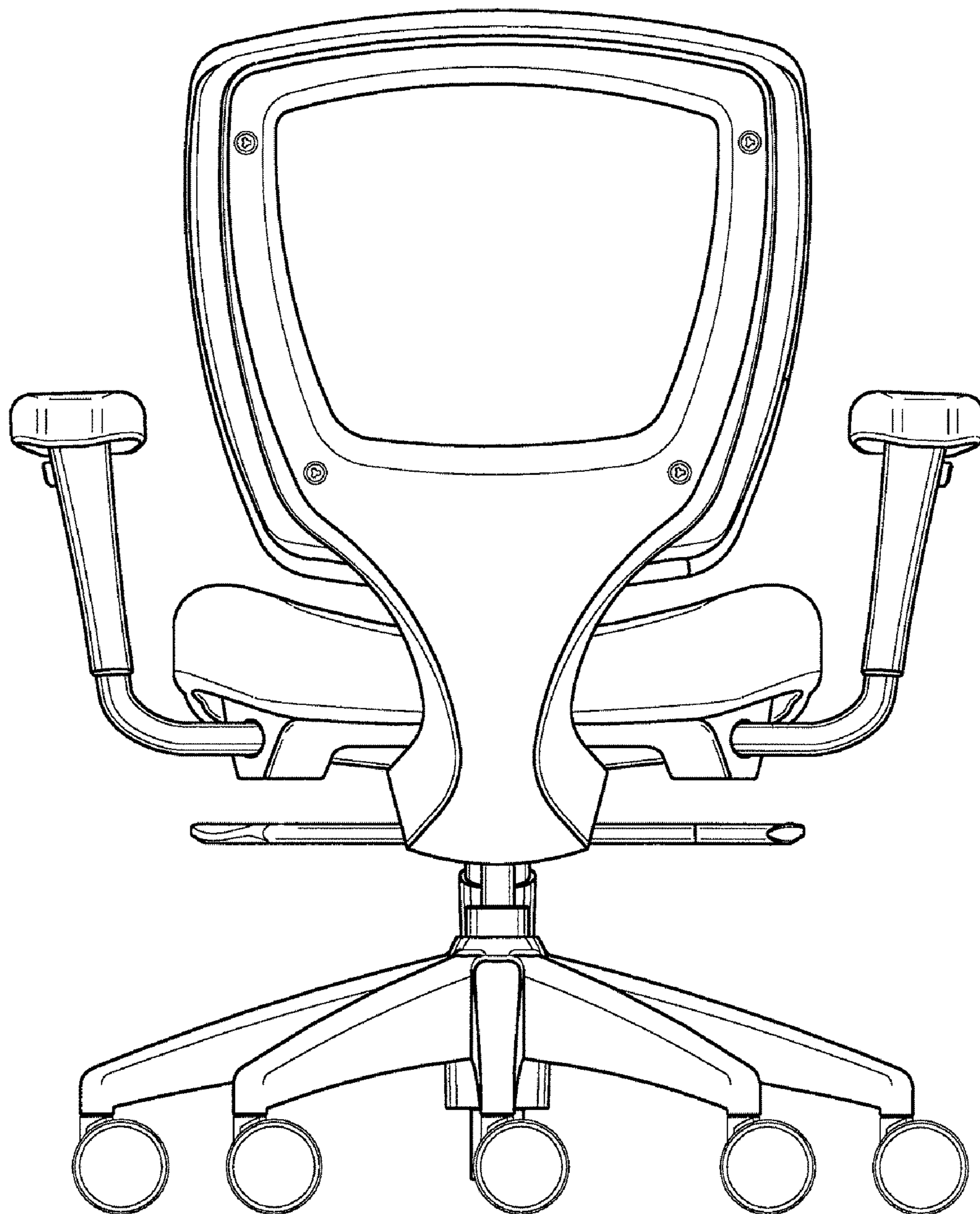


FIG. 3

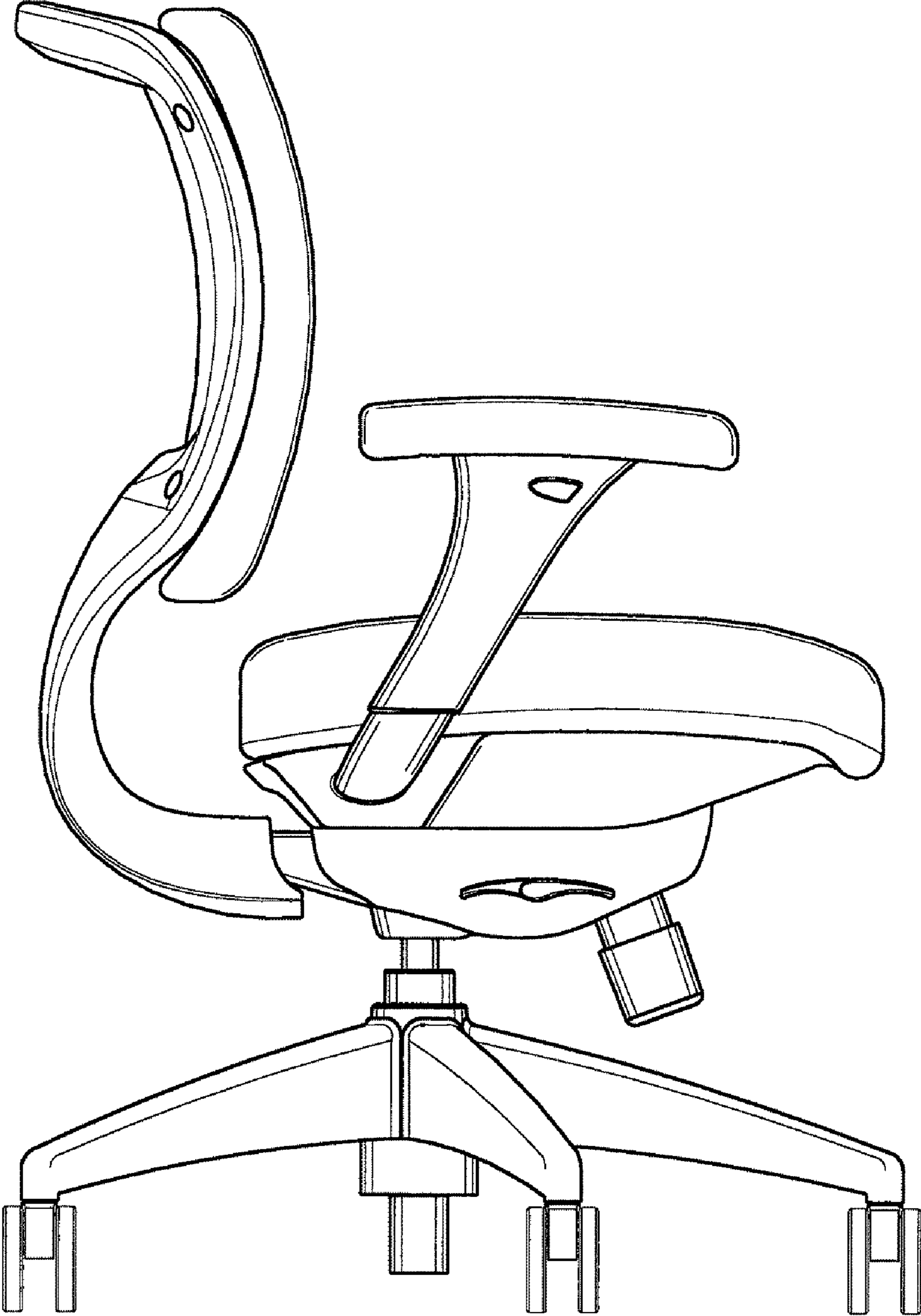


FIG. 4

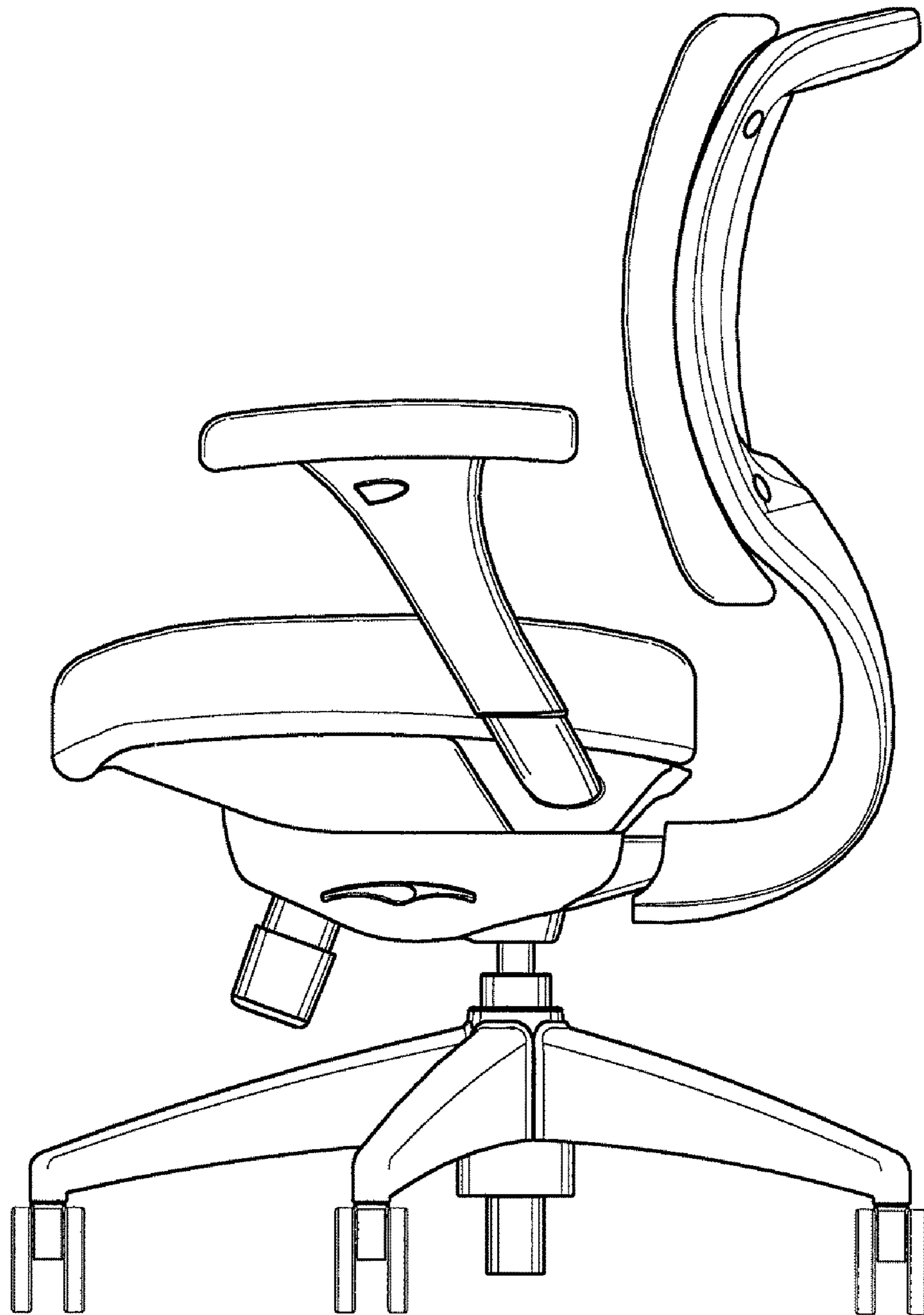


FIG. 5




FIG. 6

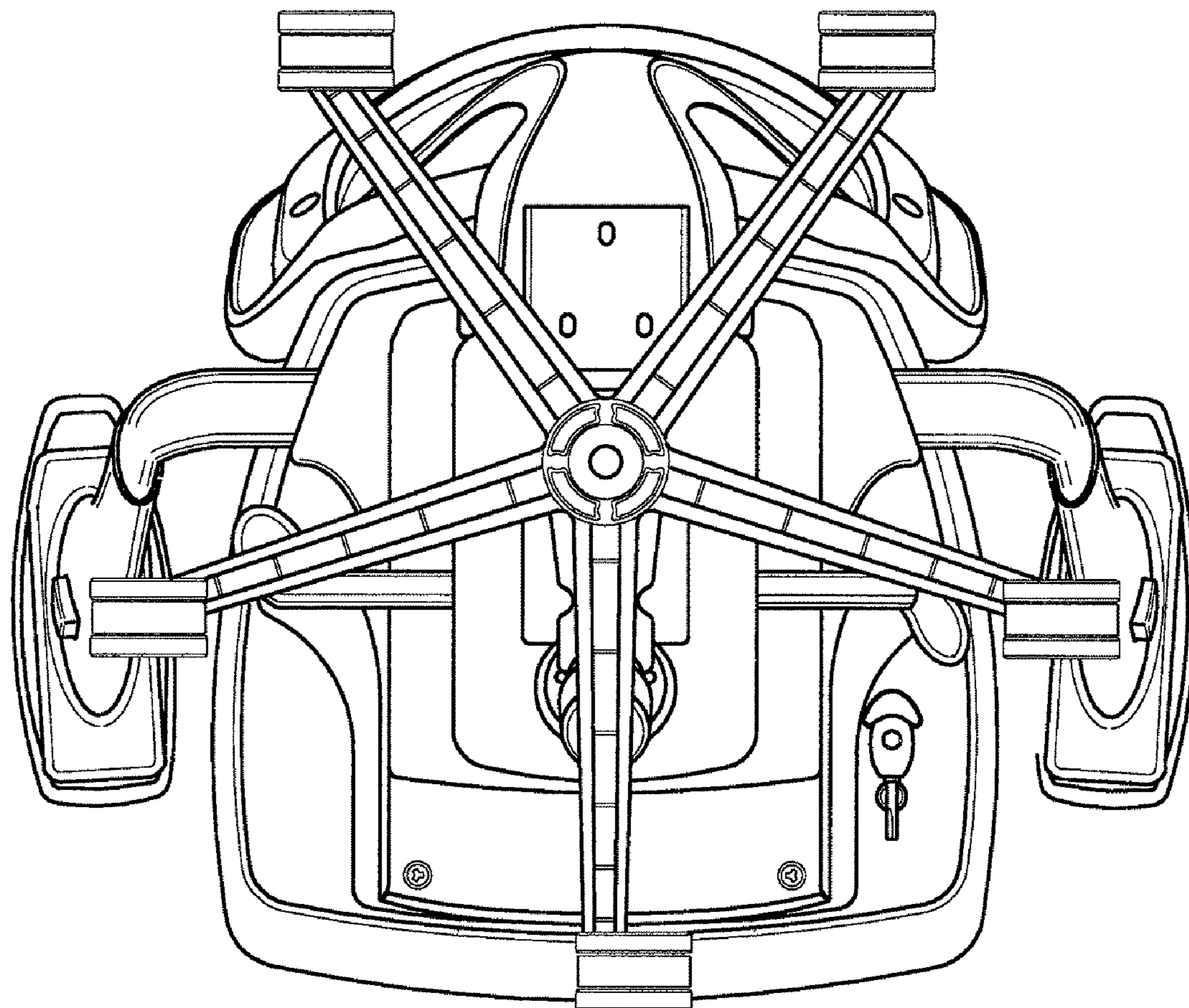


FIG. 7