



US00D576789S

(12) **United States Design Patent**  
**Mayer**

(10) **Patent No.:** **US D576,789 S**

(45) **Date of Patent:** **\*\* Sep. 16, 2008**

(54) **BADGE HOLDER**

D525,897 S \* 8/2006 Raiman ..... D11/66

(75) Inventor: **Duane Mayer**, Ballwin, MO (US)

\* cited by examiner

(73) Assignee: **Quick Point, Inc.**, Fenton, MO (US)

*Primary Examiner*—Catherine R Oliver

(\*\*) Term: **14 Years**

(74) *Attorney, Agent, or Firm*—Polster, Lieder, Woodruff & Lucchesi, L.C.

(21) Appl. No.: **29/263,790**

(57) **CLAIM**

(22) Filed: **Jul. 28, 2006**

The ornamental design for a badge holder, as shown and described.

(51) **LOC (8) Cl.** ..... **03-01**

(52) **U.S. Cl.** ..... **D3/215**

(58) **Field of Classification Search** ..... D3/215,  
D3/207–212; 40/1.6, 1.5, 661.04, 5, 584,  
40/586, 591, 594, 661.11; D11/66, 43, 14–16,  
D11/21, 30, 34, 40, 47–48, 77, 125, 96; 63/12,  
63/1.1, 2, 23, 19.1, 20–21; 24/13, 3.13, 3.12,  
24/302, 3.11

See application file for complete search history.

**DESCRIPTION**

FIG. 1 is a top, front, and left side perspective view of a badge holder showing my new design;

FIG. 2 is a front elevation view thereof;

FIG. 3 is a left side elevational view thereof; and,

FIG. 4 is a right side elevational view thereof.

The back surface of the design, which is not shown in the drawings, forms no part of the claimed design.

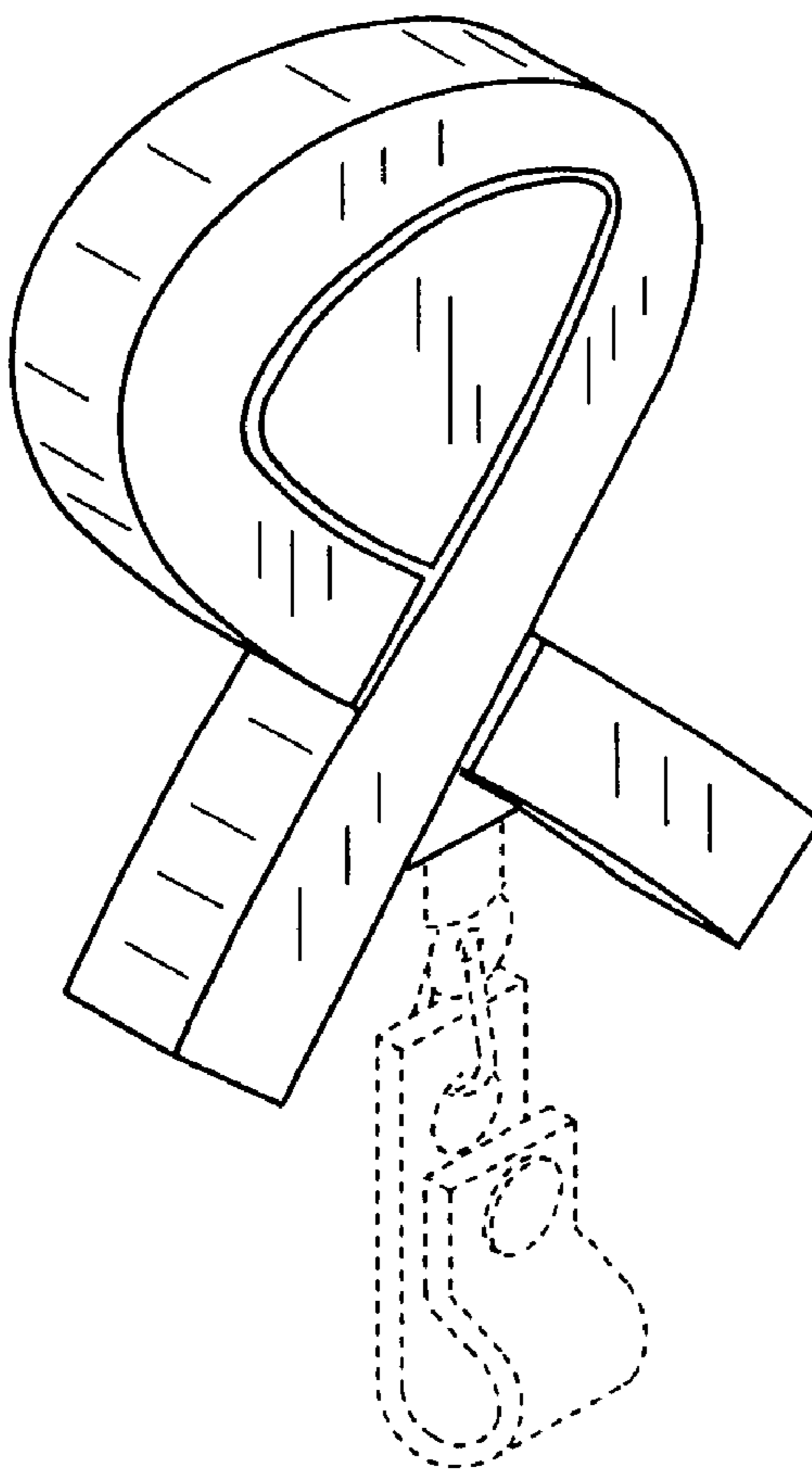
The clip at the back of the design and the components at the bottom of the design, all depicted in broken lines, represent environmental structure that forms no part of the claimed design.

(56) **References Cited**

**U.S. PATENT DOCUMENTS**

- D378,904 S \* 4/1997 Sciuto ..... D11/66
- 6,226,905 B1 \* 5/2001 Osuna ..... 40/1.6
- D498,358 S \* 11/2004 Wolff ..... D3/215
- D520,905 S \* 5/2006 Andrews ..... D11/96

**1 Claim, 1 Drawing Sheet**



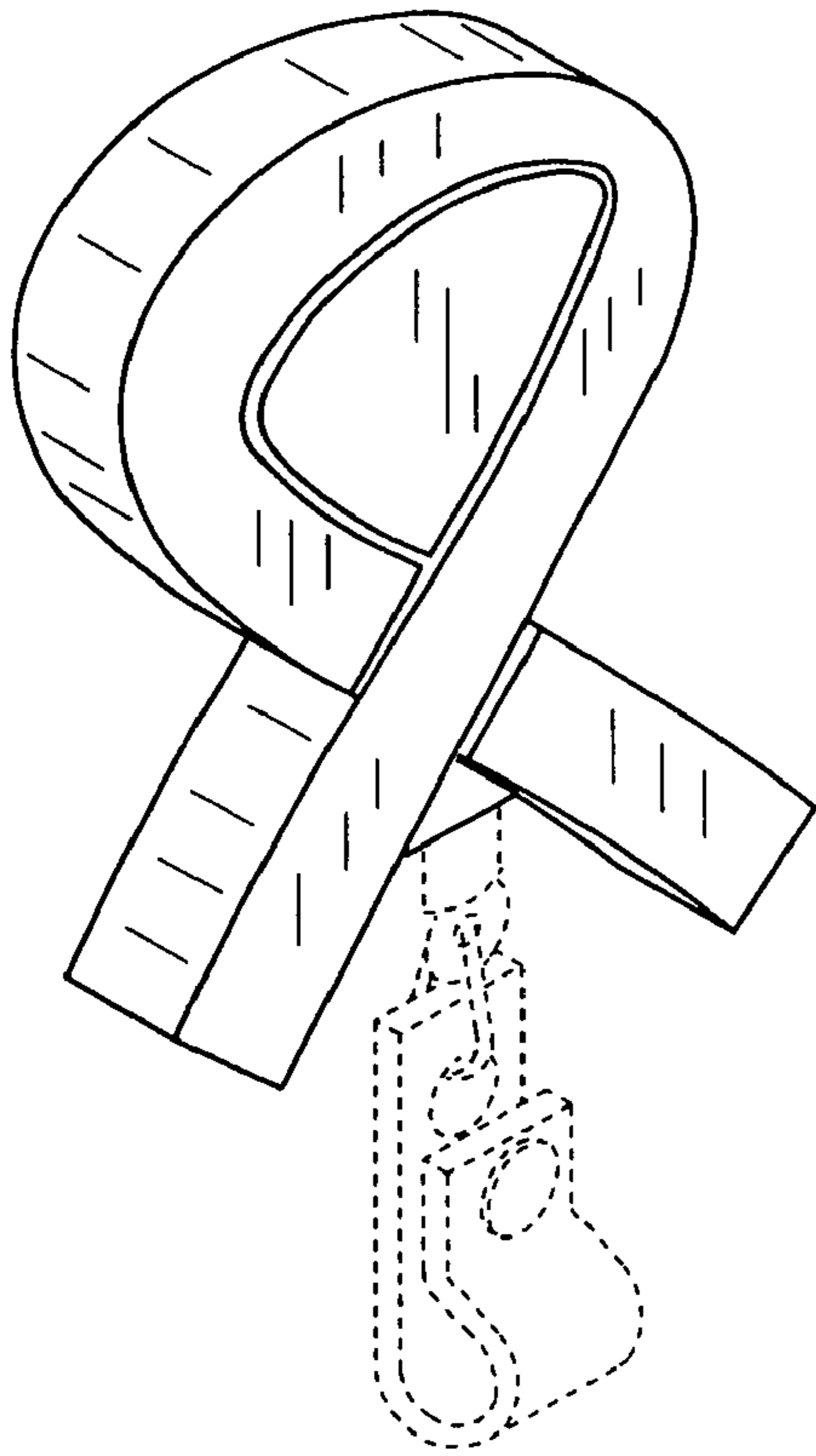


FIG. 1

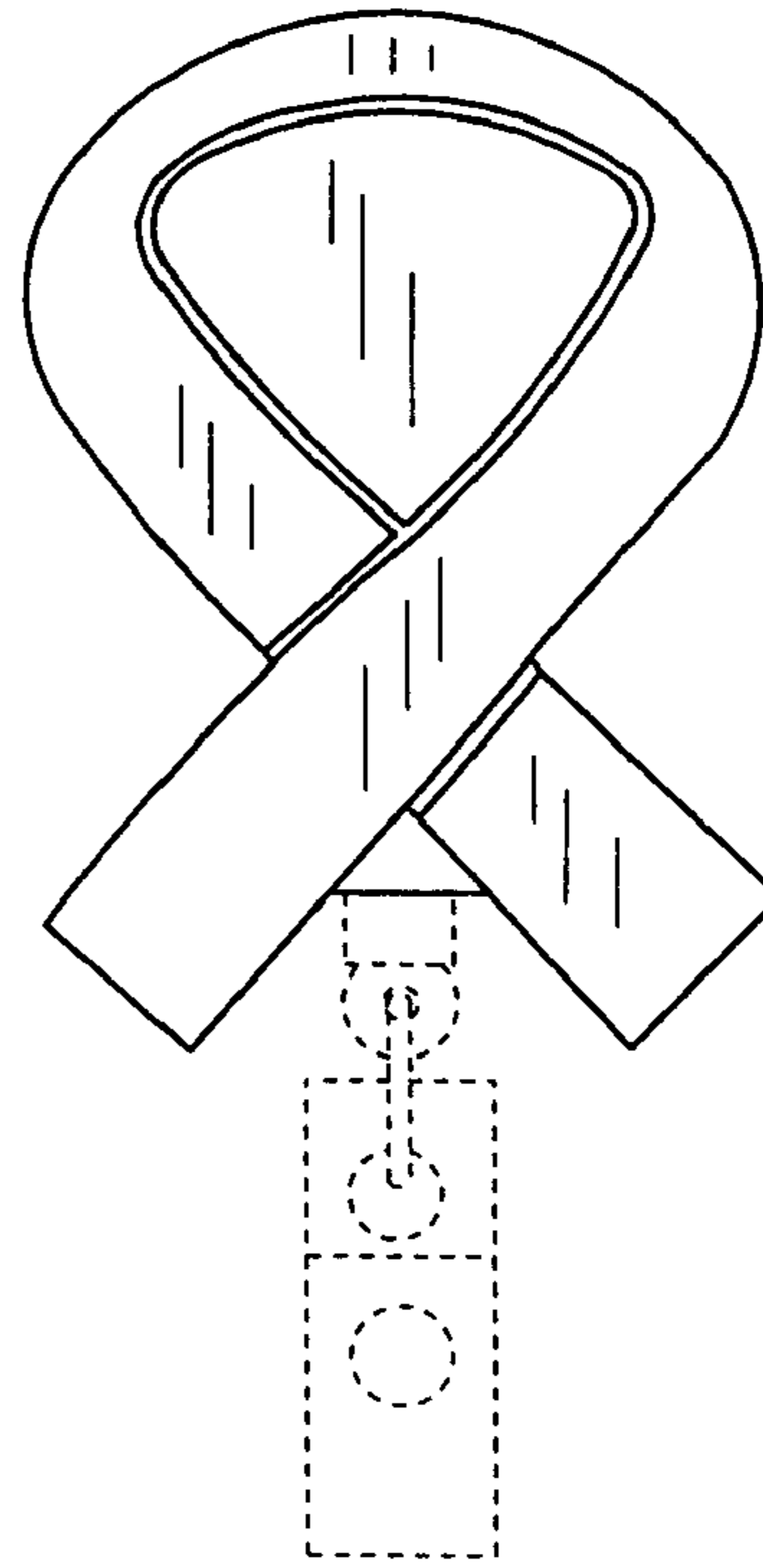


FIG. 2

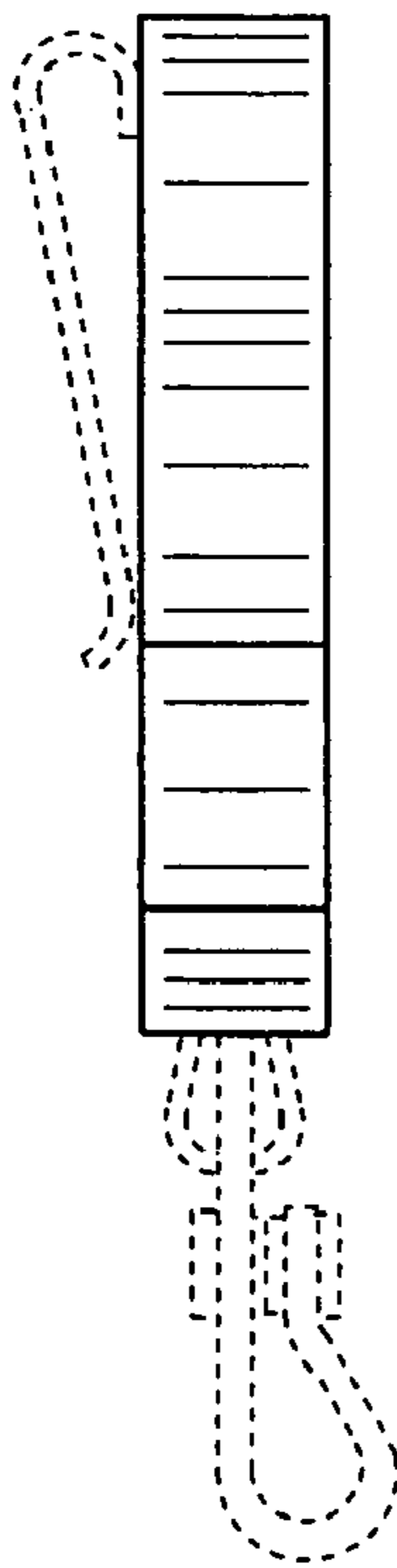


FIG. 3

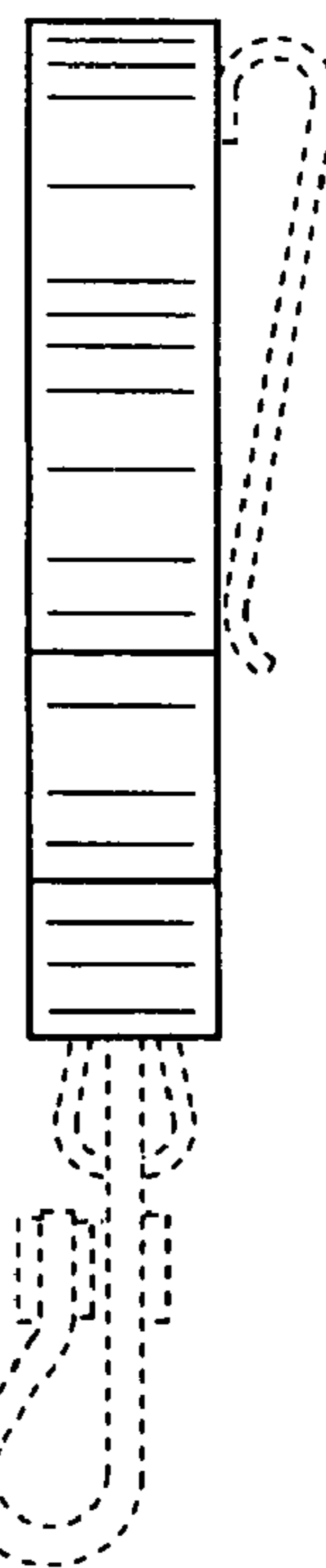


FIG. 4