



US00D576783S

(12) **United States Design Patent**  
**Earle**

(10) **Patent No.:** **US D576,783 S**

(45) **Date of Patent:** **\*\* Sep. 16, 2008**

(54) **PORTION OF A FOOTWEAR UPPER**

(75) Inventor: **John Earle**, Lake Oswego, OR (US)

(73) Assignee: **Deckers Outdoor Corporation**, Goleta, CA (US)

(\*\*) Term: **14 Years**

(21) Appl. No.: **29/293,191**

(22) Filed: **Nov. 9, 2007**

(51) **LOC (8) Cl.** ..... **02-99**

(52) **U.S. Cl.** ..... **D2/970**

(58) **Field of Classification Search** ..... D2/897,  
D2/901, 904, 909-912, 944, 946, 969, 970-974;  
36/45, 50.1, 83, 113, 114, 126-134, 77 R,  
36/77 M, 88

See application file for complete search history.

(56) **References Cited**

U.S. PATENT DOCUMENTS

- D67,739 S \* 7/1925 Blair ..... D2/912
- D73,597 S \* 10/1927 Blair ..... D2/911
- 1,888,862 A 11/1932 Mathews
- D141,277 S 5/1945 Earl
- D154,507 S 7/1949 Page
- D167,008 S 6/1952 Spilman
- D167,164 S 7/1952 Reinhart et al.
- D169,956 S 7/1953 Baroumes
- 2,718,715 A 9/1955 Spilman
- 2,745,196 A 5/1956 Schneider et al.
- D380,592 S \* 7/1997 Whittington ..... D2/910
- D426,942 S 6/2000 Doubleday
- D481,863 S \* 11/2003 Belley et al. .... D2/970
- D482,190 S \* 11/2003 Belley et al. .... D2/970

- D497,476 S \* 10/2004 Huard et al. .... D2/970
- D500,583 S \* 1/2005 Belley et al. .... D2/970
- D526,116 S \* 8/2006 Corbi Rico ..... D2/970
- D530,488 S 10/2006 Kelsey

OTHER PUBLICATIONS

Play House Footwear, Designing in the City, Footwear firms are counting on new, artistic spaces in Manhattan to inspire their design teams, Jun. 4, 2007.

\* cited by examiner

*Primary Examiner*—Dominic Simone

*Assistant Examiner*—Rashida C McCoy

(74) *Attorney, Agent, or Firm*—Greer, Burns & Crain, Ltd.

(57) **CLAIM**

The ornamental design for a portion of a footwear upper, as shown and described.

**DESCRIPTION**

FIG. 1 is a medial perspective view of a portion of a footwear upper showing my new design;

FIG. 2 is a medial side elevational view thereof;

FIG. 3 is a lateral side elevational view thereof;

FIG. 4 is a front elevational view thereof;

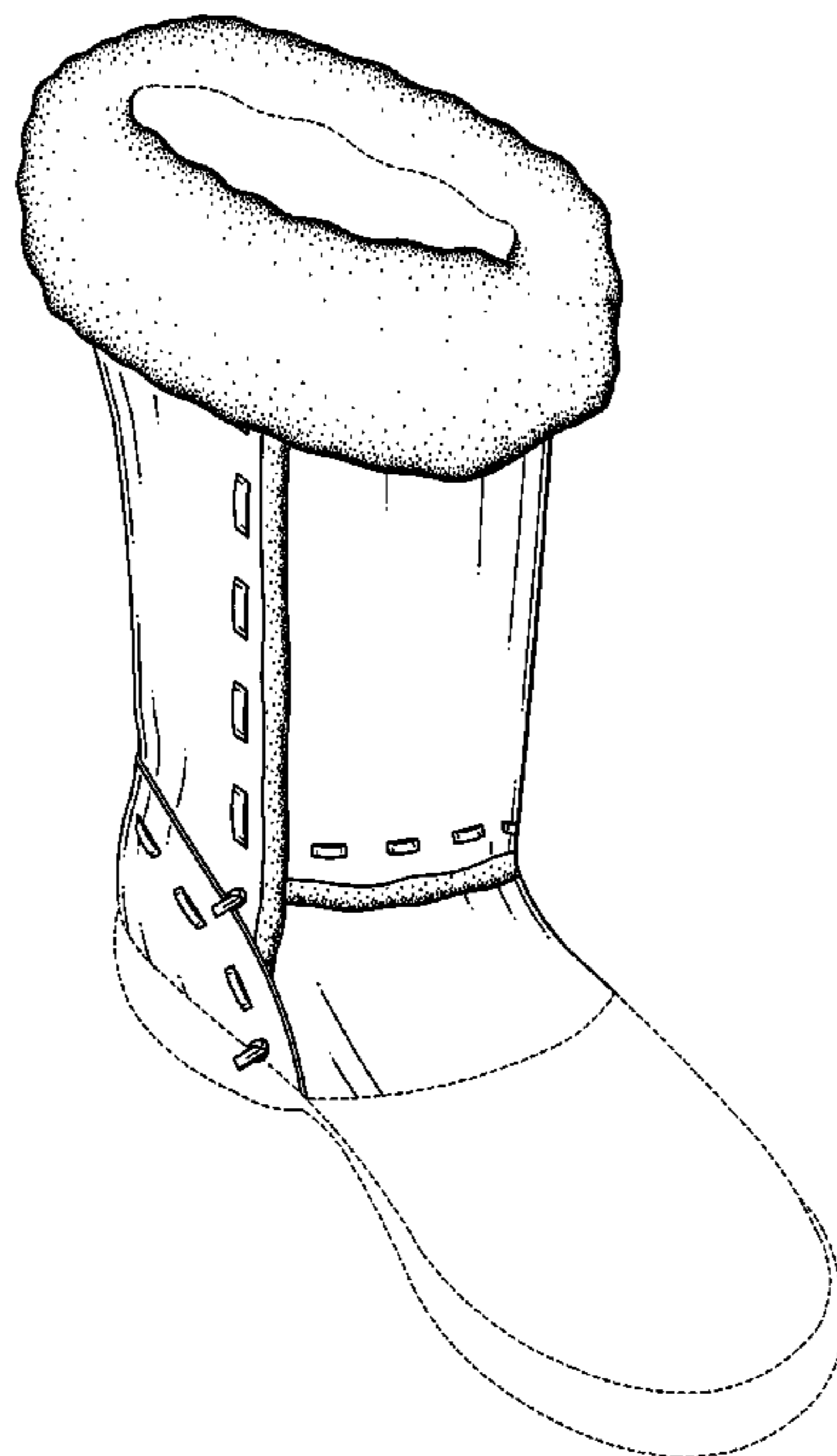
FIG. 5 is a rear elevational view thereof;

FIG. 6 is a top plan view thereof; and,

FIG. 7 is a bottom plan view thereof.

The broken lines in FIGS. 1-7 represent portions of the footwear that form no part of the claimed design. The broken lines which define the bounds of the claimed design form no part thereof.

**1 Claim, 5 Drawing Sheets**



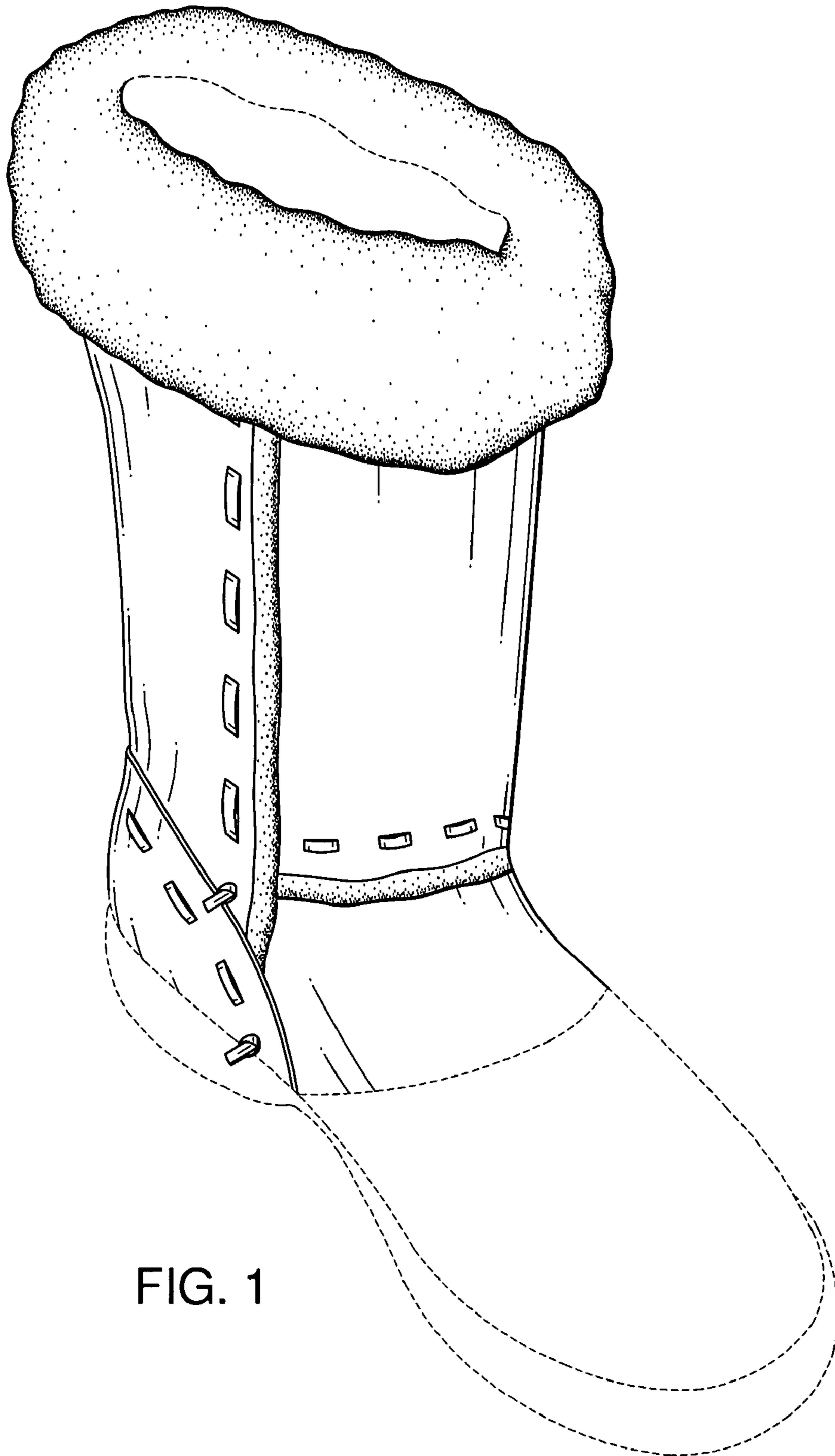


FIG. 1



FIG. 2



FIG. 3

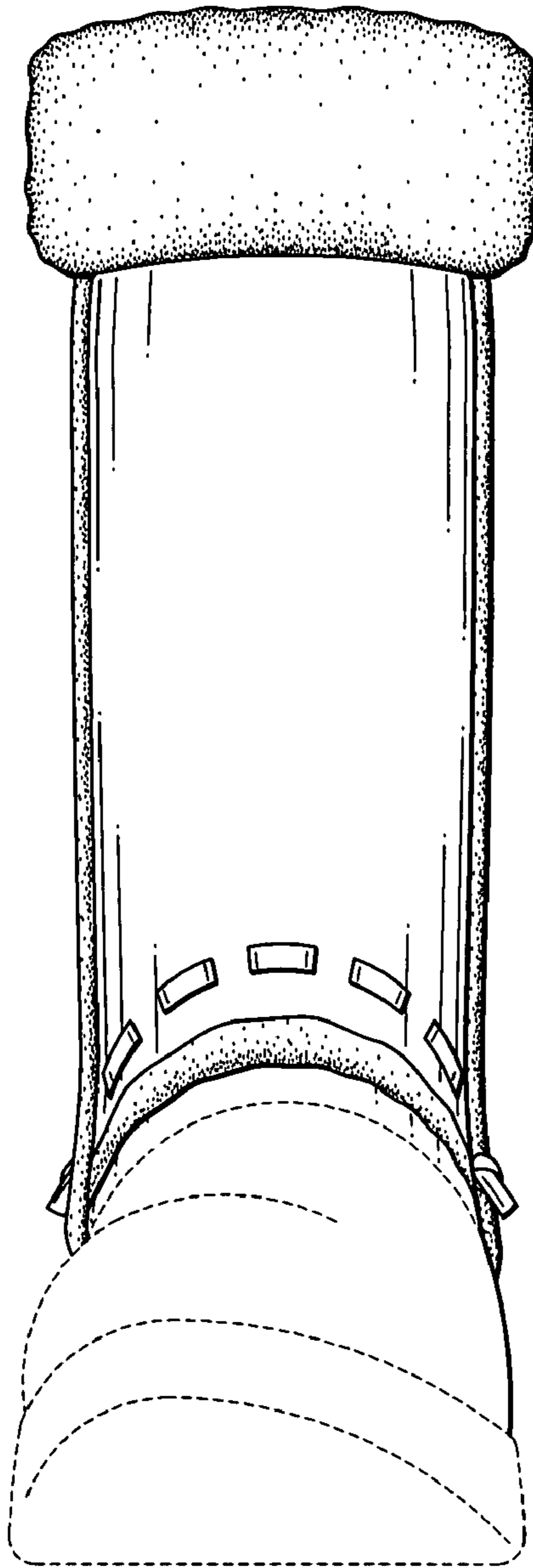


FIG. 4

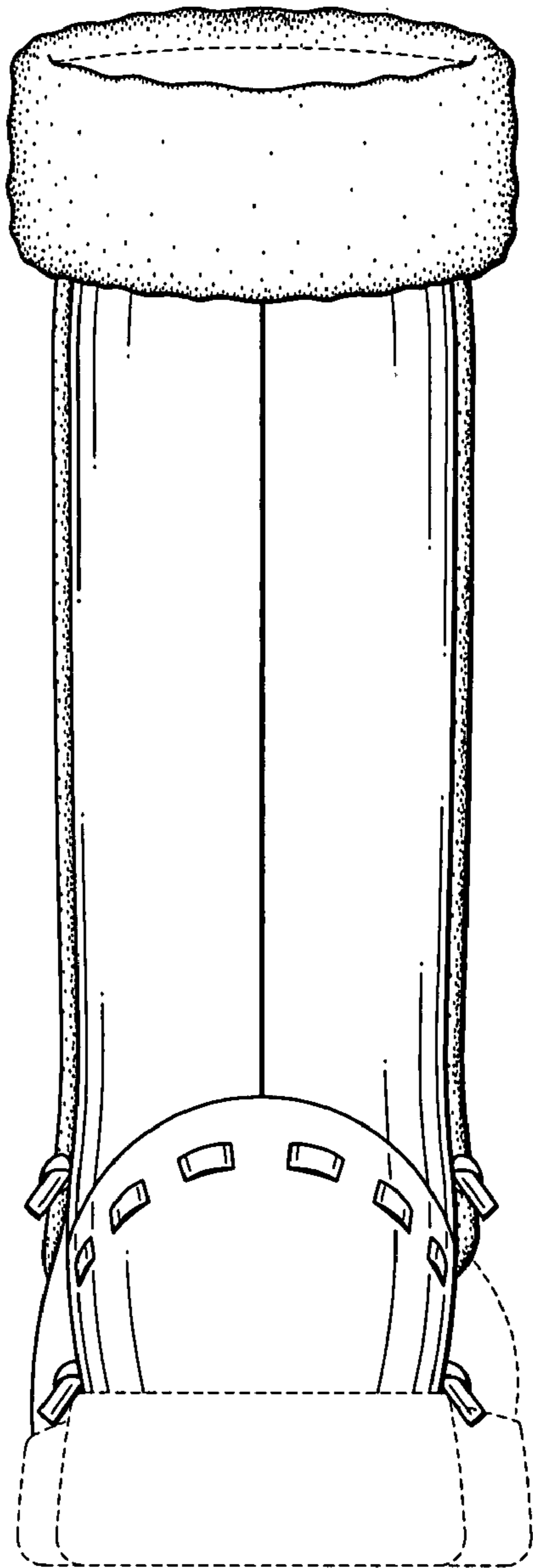


FIG. 5



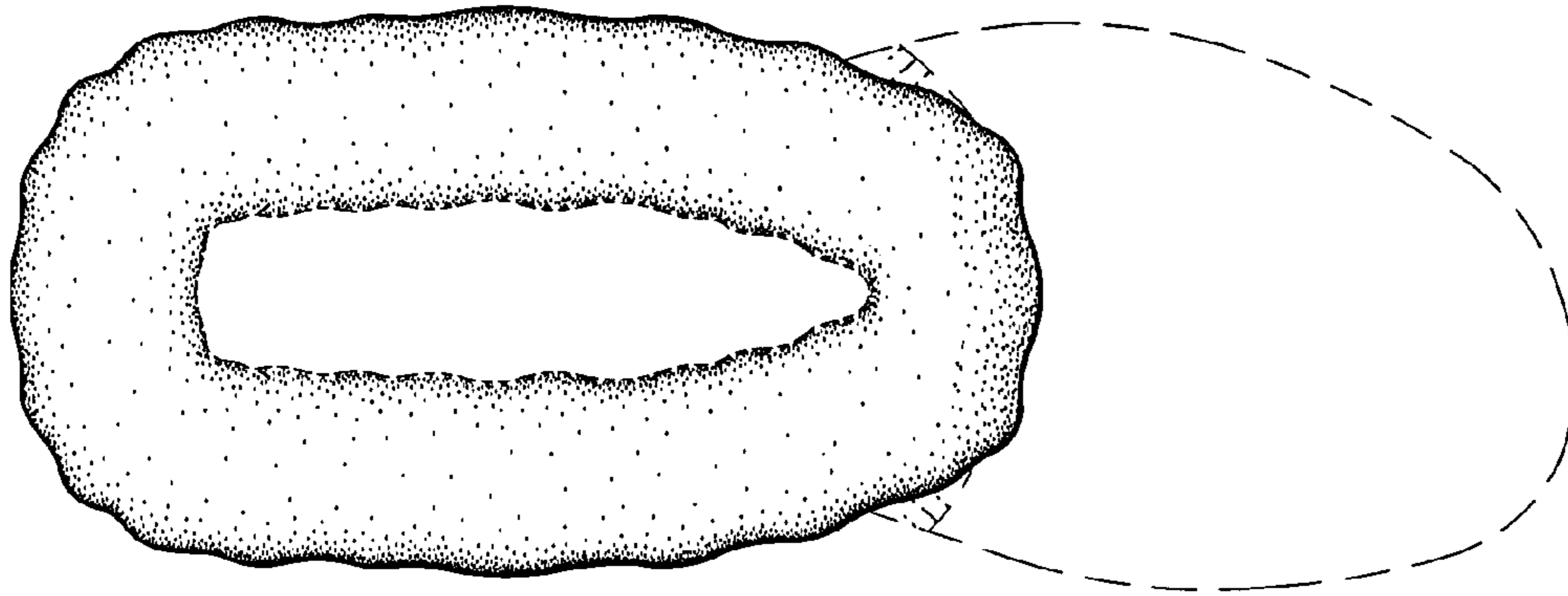


FIG. 6

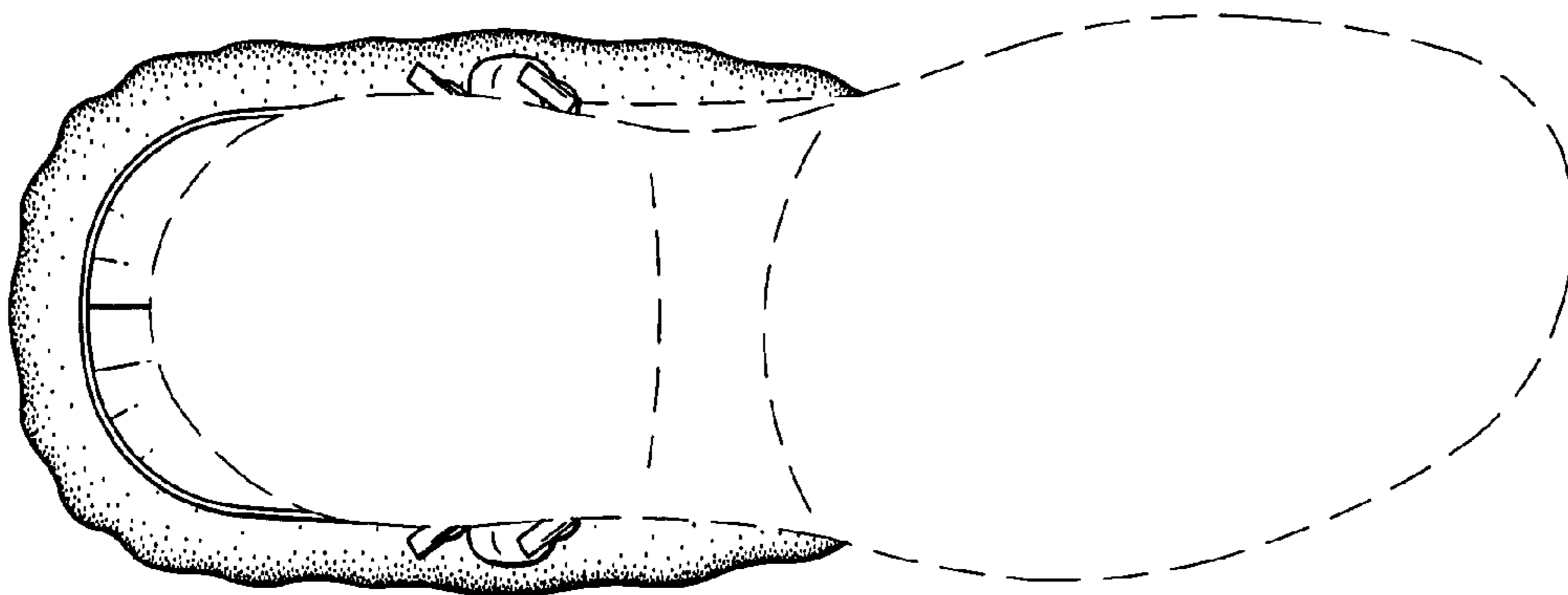


FIG. 7