



US00D576782S

(12) **United States Design Patent**
Teteriatnikov

(10) **Patent No.:** **US D576,782 S**

(45) **Date of Patent:** **** Sep. 16, 2008**

(54) **SHOE UPPER**

(75) **Inventor:** **Savva Teteriatnikov**, Los Angeles, CA (US)

(73) **Assignee:** **Skechers U.S.A., Inc. II**, Manhattan Beach, CA (US)

(**) **Term:** **14 Years**

(21) **Appl. No.:** **29/299,965**

(22) **Filed:** **Jan. 7, 2008**

(51) **LOC (8) Cl.** **02-99**

(52) **U.S. Cl.** **D2/969**

(58) **Field of Classification Search** D2/902,
D2/906-908, 943, 944, 969, 972-974, 945;
36/45, 77 M, 77 R, 83, 113, 114, 126-131
See application file for complete search history.

(56) **References Cited**

U.S. PATENT DOCUMENTS

D105,478 S	8/1937	Epstein
D109,613 S	5/1938	Frederick
D110,073 S	6/1938	Saccal
D110,429 S	7/1938	Calderazzo
D111,845 S	10/1938	Berman
3,568,339 A	3/1971	Hara et al.
D292,943 S	12/1987	Tong
D362,746 S	10/1995	Morris et al.
D365,438 S	12/1995	Orzeck
D377,412 S	1/1997	Longbottom et al.
D387,893 S	12/1997	Bathum
D402,456 S	12/1998	Greenberg

D450,913 S	11/2001	Banik et al.	
D473,040 S	4/2003	Hawker	
D492,103 S	6/2004	Galway	
D516,290 S	3/2006	Racine	
D532,962 S *	12/2006	Teteriatnikov D2/943
D537,615 S	3/2007	Racine	
D541,515 S *	5/2007	Lane, III D2/969
D547,935 S *	8/2007	Clark D2/969
D560,896 S *	2/2008	Belley et al. D2/969
D561,431 S *	2/2008	Walton et al. D2/902

* cited by examiner

Primary Examiner—Dominic Simone

(74) *Attorney, Agent, or Firm*—Marshall A. Lerner; Marvin H. Kleinberg; Kleinberg & Lerner, LLP

(57) **CLAIM**

The ornamental design for a shoe upper, as shown and described.

DESCRIPTION

FIG. 1 is a perspective view of a shoe upper in accordance with my new design;

FIG. 2 is a top plan view thereof;

FIG. 3 is a right elevational view thereof;


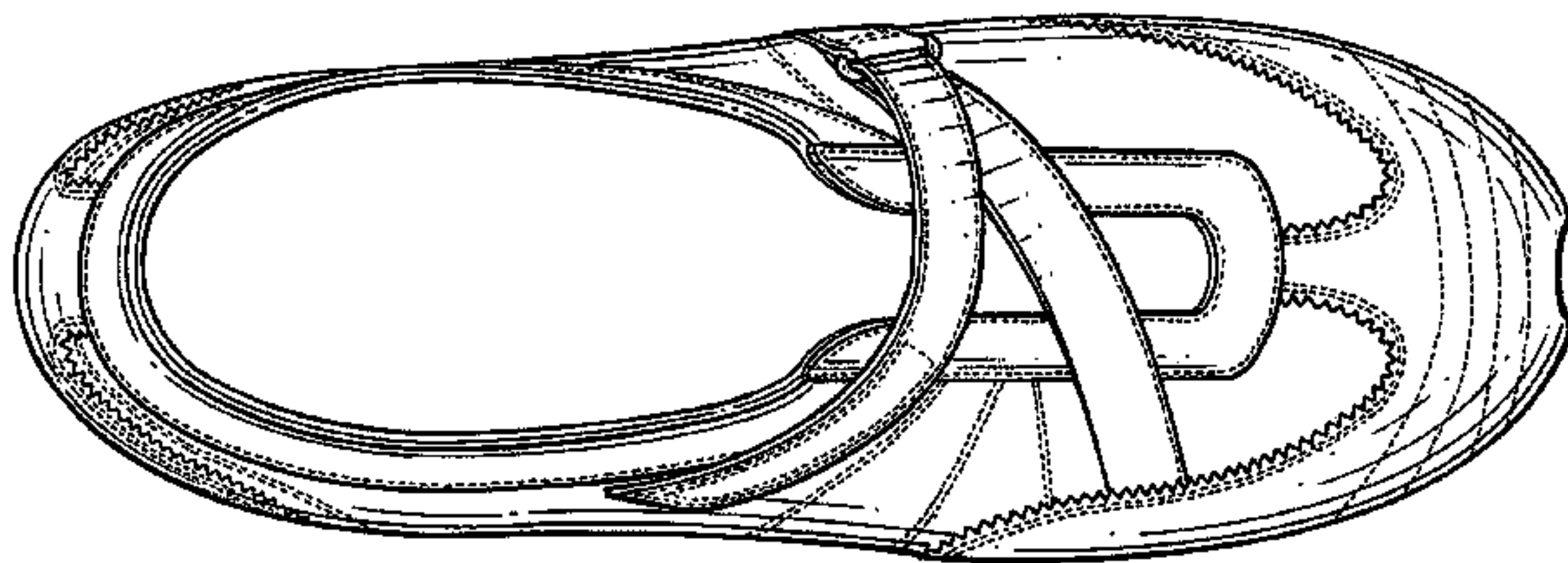
FIG. 4 is a left elevational view thereof;

FIG. 5 is a front elevational view thereof; and,

FIG. 6 is a rear elevational view thereof.

Broken lines in the figures are for illustrative purposes only and form no part of the claimed invention.

1 Claim, 3 Drawing Sheets



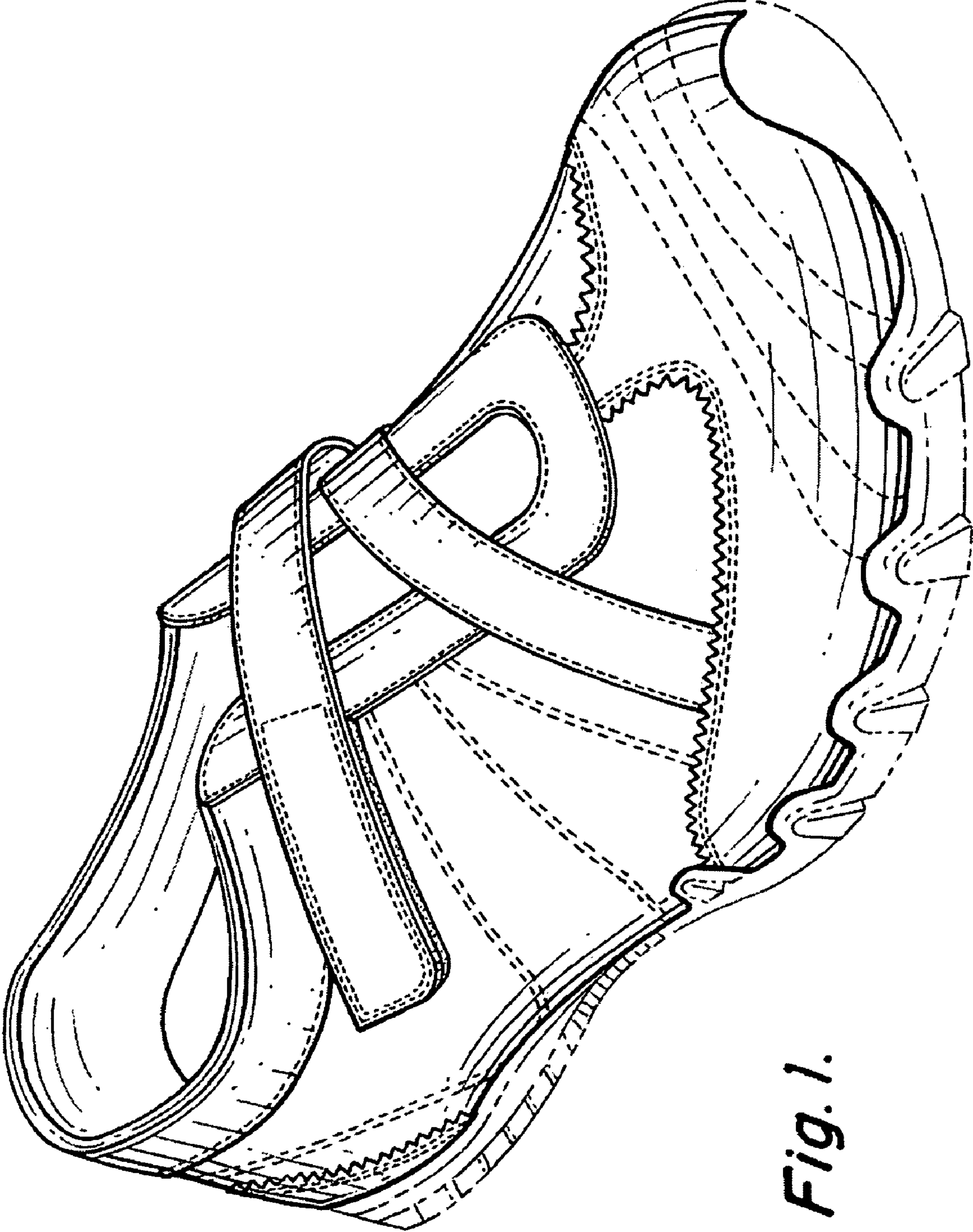


Fig. 1.

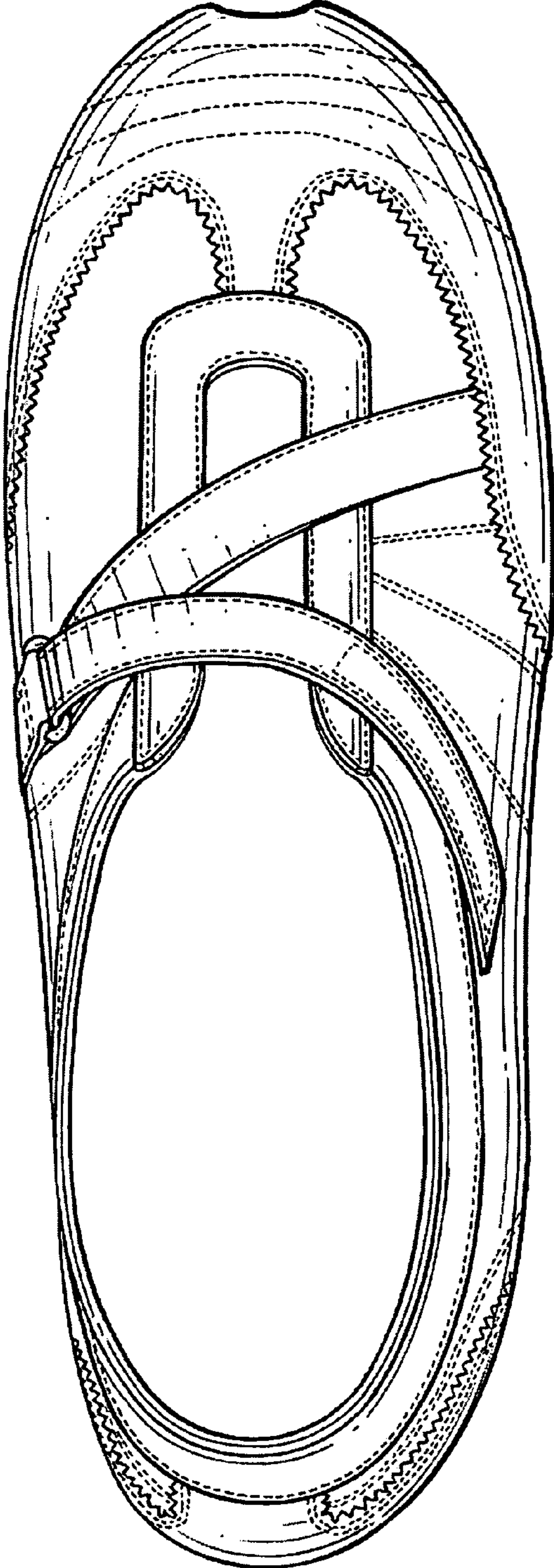


Fig. 2.

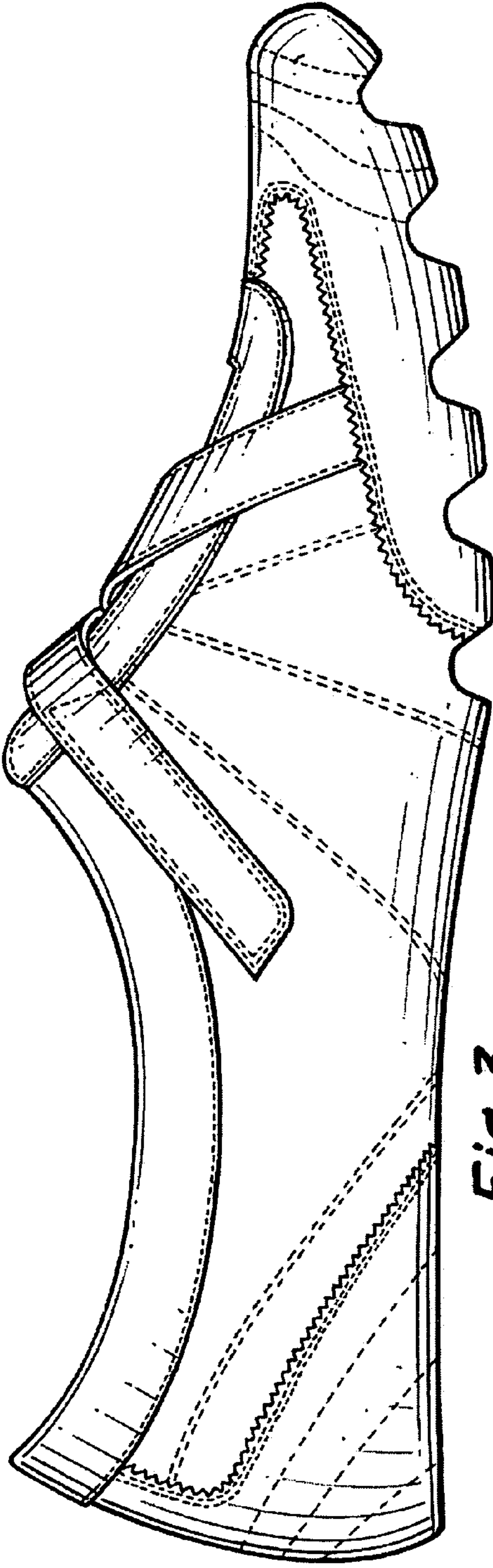


Fig. 3.

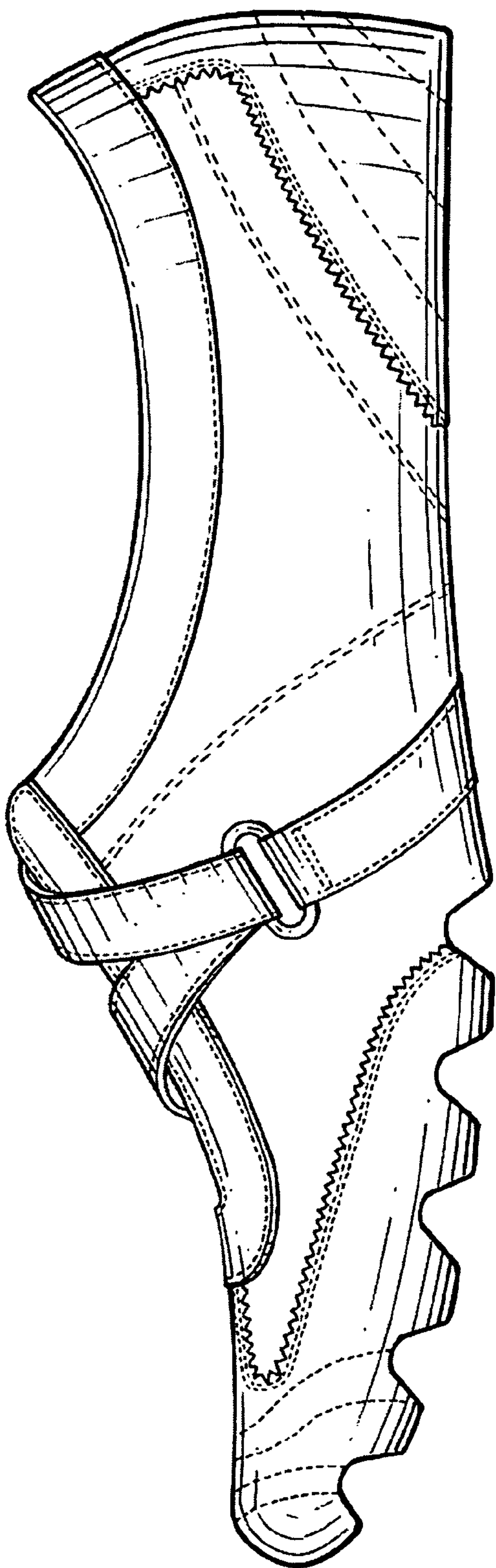


Fig. 4.

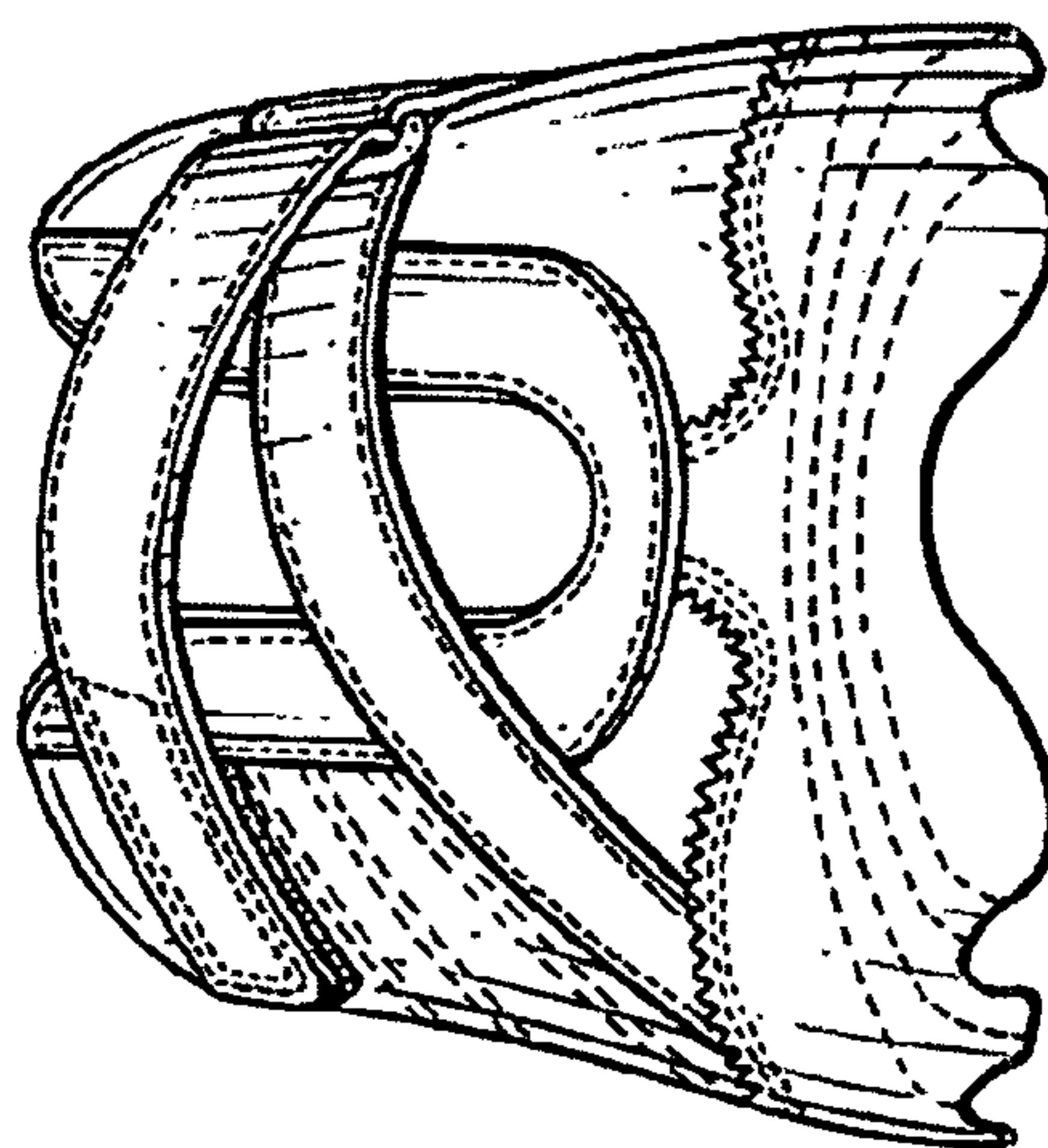


Fig. 5.

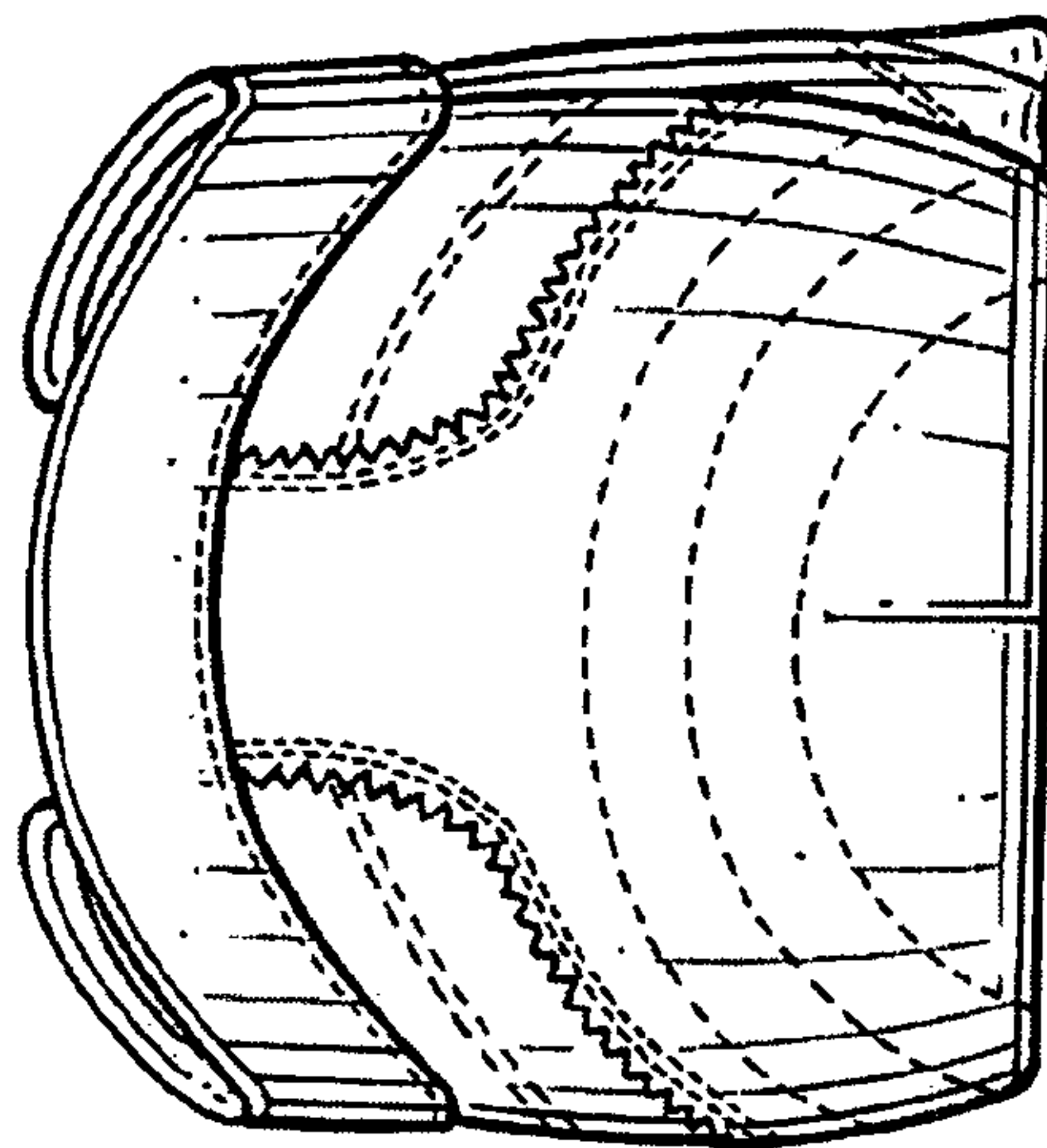


Fig. 6.