

US00D576768S

(12) **United States Design Patent**
Schulte

(10) **Patent No.:** **US D576,768 S**

(45) **Date of Patent:** **** Sep. 9, 2008**

(54) **WHALE MESH BALL**

(76) Inventor: **Kathleen K. Schulte**, 128 Singleton St.,
Woonsocket, RI (US) 02895

(**) Term: **14 Years**

(21) Appl. No.: **29/301,402**

(22) Filed: **Feb. 29, 2008**

(51) **LOC (8) Cl.** **28-03**

(52) **U.S. Cl.** **D28/63; D21/599**

(58) **Field of Classification Search** D28/63;
D4/125; D21/597, 599; D32/43; 15/223-225,
15/229.11-229.13

See application file for complete search history.

(56) **References Cited**

U.S. PATENT DOCUMENTS

D405,925 S *	2/1999	Badillo	D28/63
6,161,246 A *	12/2000	Trachtenberg	15/229.13
D452,349 S *	12/2001	Badillo	D28/63
D452,590 S *	12/2001	Badillo	D28/63
D452,591 S *	12/2001	Badillo	D28/63
D532,554 S *	11/2006	Zall	D28/63

* cited by examiner

Primary Examiner—Melanie Tung

Assistant Examiner—Lavone D Tabor

(74) *Attorney, Agent, or Firm*—Robert J. Doherty

(57) **CLAIM**

The ornamental design for a whale mesh ball, as shown and described.

DESCRIPTION

FIG. 1 is a front perspective view of a whale mesh ball showing my new design;

FIG. 2 is a front elevational view thereof;

FIG. 3 is a rear elevational view thereof;

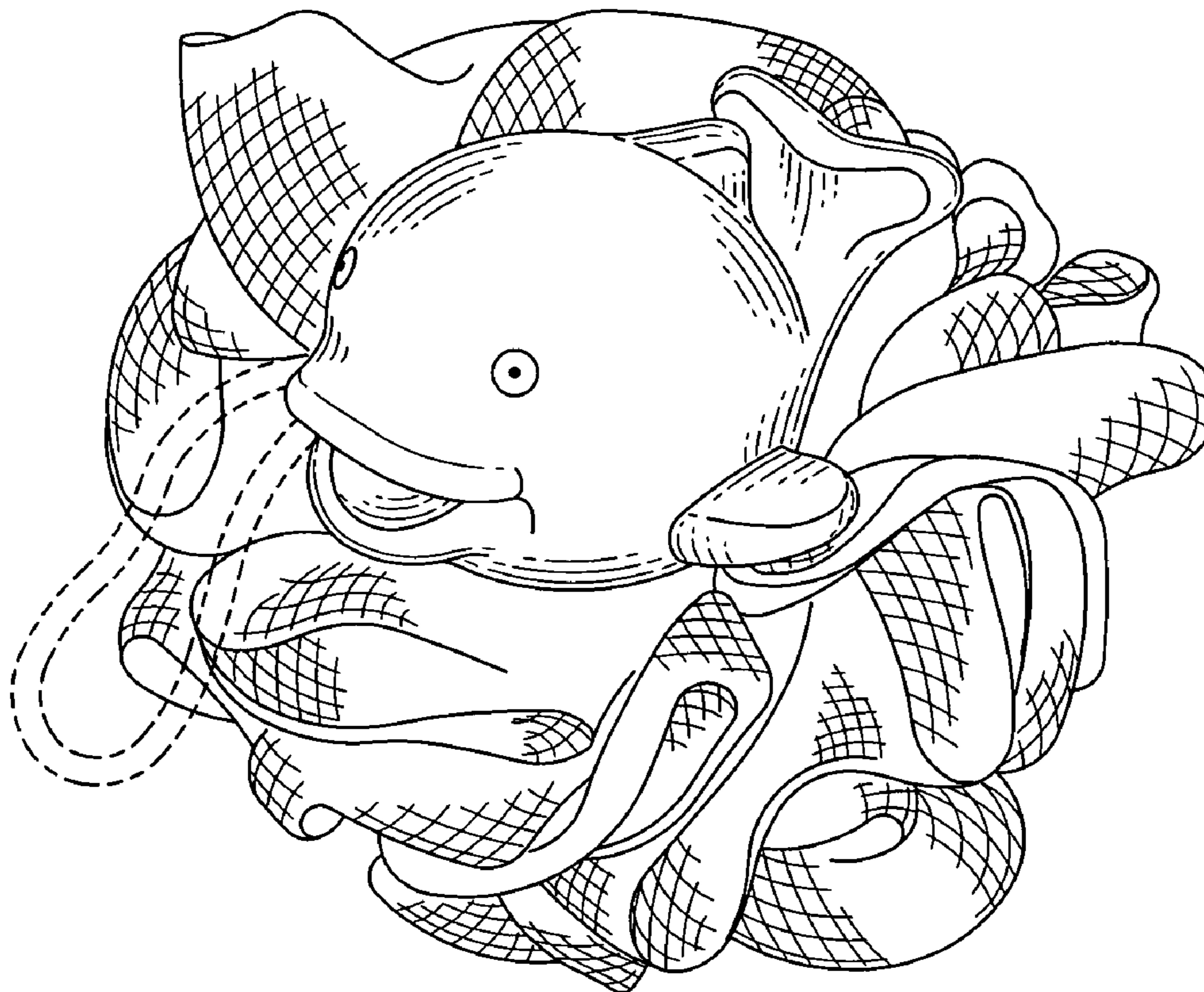
FIG. 4 is a right side elevational view thereof; the left side elevational view being a mirror image thereof;

FIG. 5 is a top plan view thereof; and,

FIG. 6 is a bottom plan view thereof.

The broken lines shown in the drawing are for illustrative purposes only and form no part of the claimed design.

1 Claim, 6 Drawing Sheets



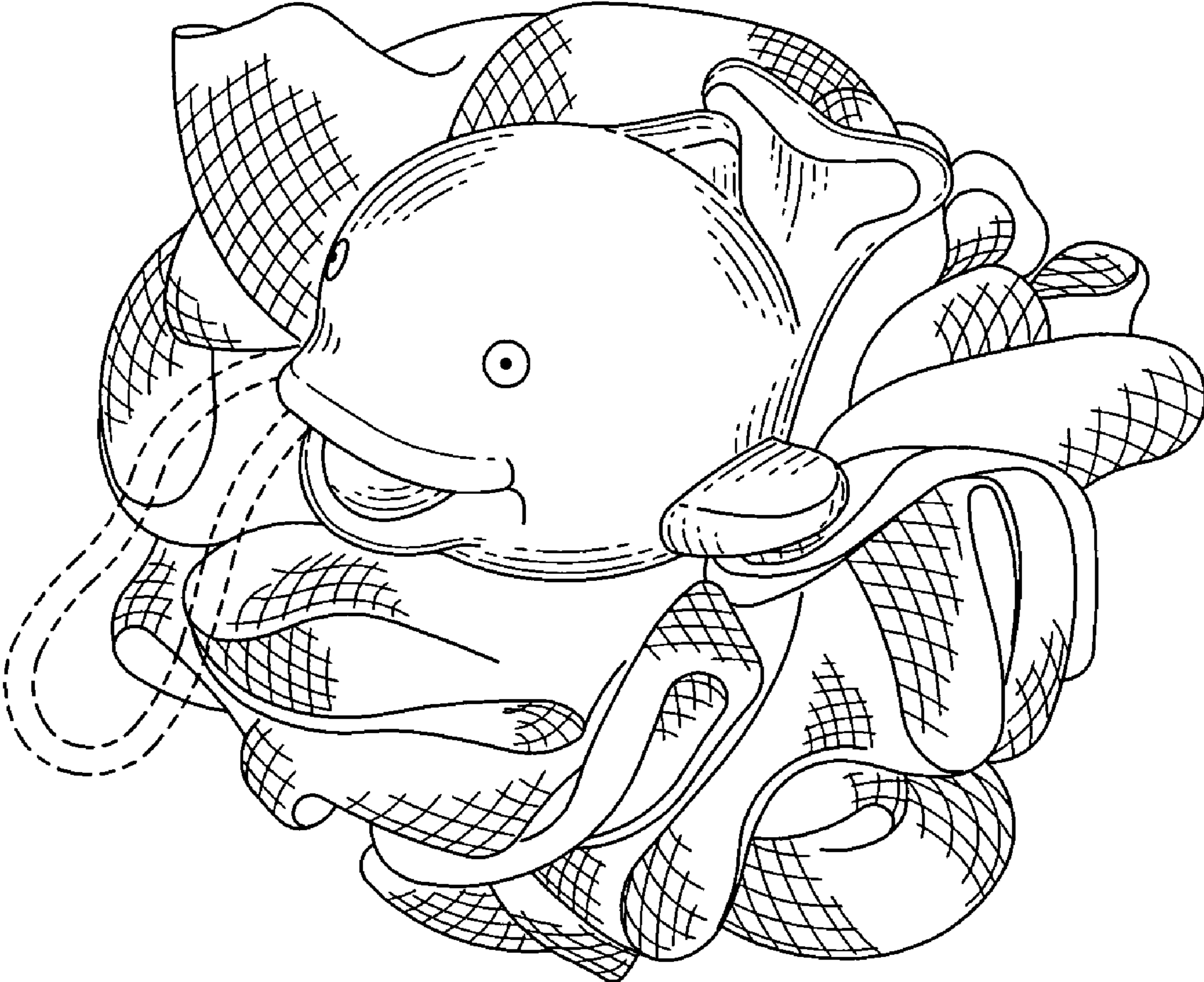


FIG. 1




FIG. 2




FIG. 3




FIG. 4




FIG. 5

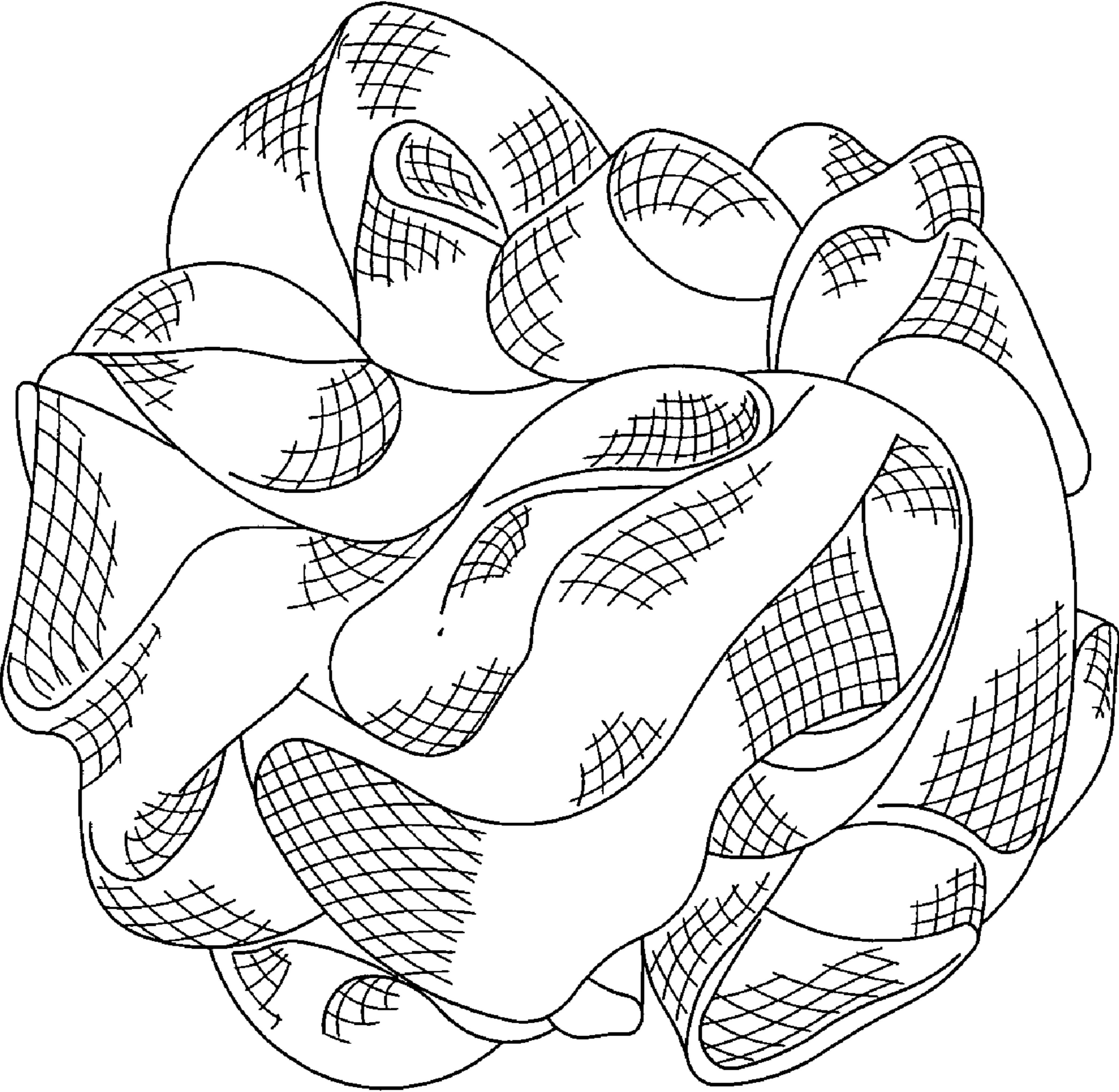


FIG. 6