



US00D576766S

(12) **United States Design Patent**  
**Myers, Jr. et al.**

(10) **Patent No.:** **US D576,766 S**

(45) **Date of Patent:** **\*\* Sep. 9, 2008**

(54) **LIGHT FIXTURE**

(75) Inventors: **Cyrus Myers, Jr.**, Plattsburgh, NY (US);  
**Roslyn Yando**, Brainardsville, NY (US)

(73) Assignee: **Schonbek Worldwide Lighting, Inc.**,  
Plattsburgh, NY (US)

(\*\*) Term: **14 Years**

(21) Appl. No.: **29/279,350**

(22) Filed: **Apr. 27, 2007**

(51) **LOC (8) Cl.** ..... **26-99**

(52) **U.S. Cl.** ..... **D26/144; D26/81**

(58) **Field of Classification Search** ..... D26/81-86,  
D26/142-144; 362/147, 404-408

See application file for complete search history.

(56) **References Cited**

**U.S. PATENT DOCUMENTS**

D60,921 S *	4/1922	Sharolow	.....	D26/81
D66,226 S *	12/1924	Crumley	.....	D26/81
D359,140 S *	6/1995	Porter	.....	D26/81
D408,575 S *	4/1999	Von Kluck	.....	D26/81
D507,846 S *	7/2005	Yando et al.	.....	D26/143
D508,584 S *	8/2005	Yando et al.	.....	D26/81
D534,674 S *	1/2007	Miranda	.....	D26/81

**OTHER PUBLICATIONS**

“Magnolia” chandeliers #W9320 shown on p. 48 of the Wilshire Catalog #103; © 1994.\*

Chandelier #4028 shown on p. 31 of the Hinkley Lighting 2005 Catalog.\*

“Porta Fino” chandeliers shown on p. 22 of the Fredrick Ramond Catalog © 1991.\*

\* cited by examiner

*Primary Examiner*—Clare E Heflin

(74) *Attorney, Agent, or Firm*—Heslin Rothenberg Farley & Mesiti P.C.

(57) **CLAIM**

The ornamental design for a light fixture, as shown and described.

**DESCRIPTION**

This application contains subject matter which is related to the subject matter of the following application, which is hereby incorporated herein by reference in its entirety: Ser. No. 29/279,349, co-filed herewith.

FIG. 1 is a front perspective view of the light fixture of the present invention;

FIG. 2 is a front elevation view thereof,

FIG. 3 is a side elevation view thereof;



FIG. 4 is a rear elevation view thereof;


FIG. 5 is a top plan view thereof; and,

FIG. 6 is a bottom plan view thereof.


The portions shown in broken lines form no part of the design being claimed.

**1 Claim, 6 Drawing Sheets**







**FIG. 1**



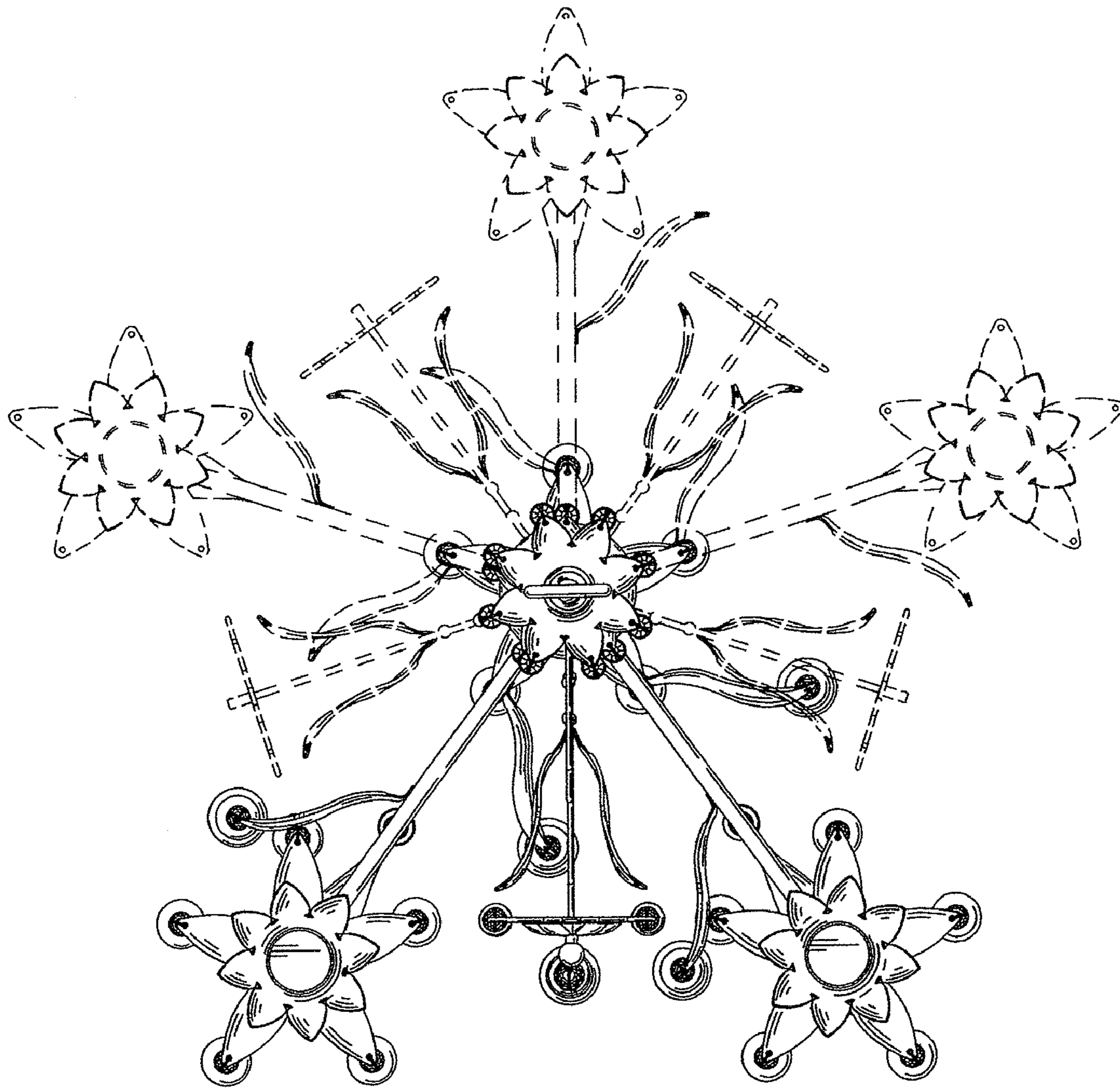
**FIG. 2**



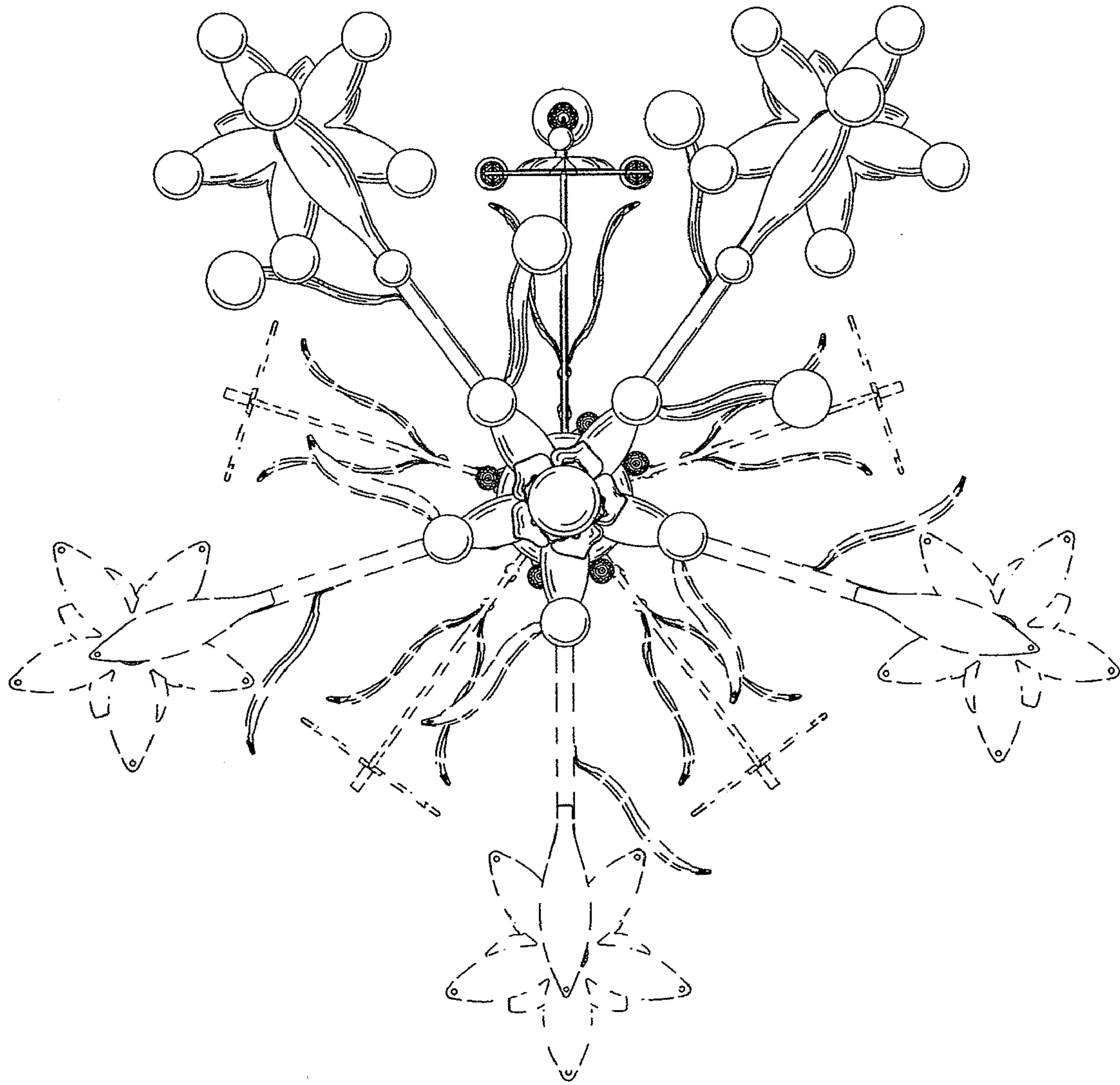
**FIG. 3**



**FIG. 4**



**FIG. 5**



**FIG. 6**