



US00D576759S

(12) **United States Design Patent**  
**Meeker et al.**

(10) **Patent No.:** **US D576,759 S**  
(45) **Date of Patent:** **\*\* Sep. 9, 2008**

(54) **DECORATIVE LUMINARY**

(75) Inventors: **Shane Edwin Meeker**, South Lebanon, OH (US); **Philip Edwin Hague**, Chicago, IL (US); **Jason Craig Campbell**, Chicago, IL (US)

(73) Assignee: **The Procter & Gamble Company**, Cincinnati, OH (US)

(\*\*) Term: **14 Years**

(21) Appl. No.: **29/294,877**

(22) Filed: **Jan. 31, 2008**

**Related U.S. Application Data**

(62) Division of application No. 29/269,333, filed on Nov. 28, 2006, now Pat. No. Des. 565,783.

(51) **LOC (8) Cl.** ..... **23-03**

(52) **U.S. Cl.** ..... **D26/93; D26/101**

(58) **Field of Classification Search** ..... D26/93-112, D26/101-126; D5/32, 37, 57, 62; 382/118-127, 382/317, 362, 410-415, 806

See application file for complete search history.

(56) **References Cited**

**U.S. PATENT DOCUMENTS**

|            |         |           |
|------------|---------|-----------|
| D45,398 S  | 3/1914  | Munier    |
| D52,625 S  | 11/1918 | Barnes    |
| D87,348 S  | 7/1932  | Libert    |
| D88,574 S  | 12/1932 | Schaetzel |
| D102,273 S | 12/1936 | Headon    |
| D103,280 S | 2/1937  | Hanson    |

|            |         |                |
|------------|---------|----------------|
| D106,608 S | 10/1937 | Mey            |
| D170,535 S | 10/1953 | Johnson        |
| D176,371 S | 12/1955 | Nobis et al.   |
| D306,658 S | 3/1990  | Haskell        |
| D328,799 S | 8/1992  | Leonard        |
| D482,158 S | 11/2003 | Velikov et al. |
| D561,929 S | 2/2008  | Meeker et al.  |
| D565,239 S | 3/2008  | Meeker et al.  |
| D565,783 S | 4/2008  | Meeker et al.  |

*Primary Examiner*—Brian N Vinson

(74) *Attorney, Agent, or Firm*—Brent M. Peebles; Julia A. Glazer; Kim William Zerby

(57) **CLAIM**

The ornamental design for a decorative luminary, as shown and described.

**DESCRIPTION**

FIG. 1 is a perspective view of a decorative luminary showing our new design.

FIG. 2 is a front view of the decorative luminary of FIG. 1.

FIG. 3 is a right side view of the decorative luminary of FIG. 1.

FIG. 4 is a left side view of the decorative luminary of FIG. 1.

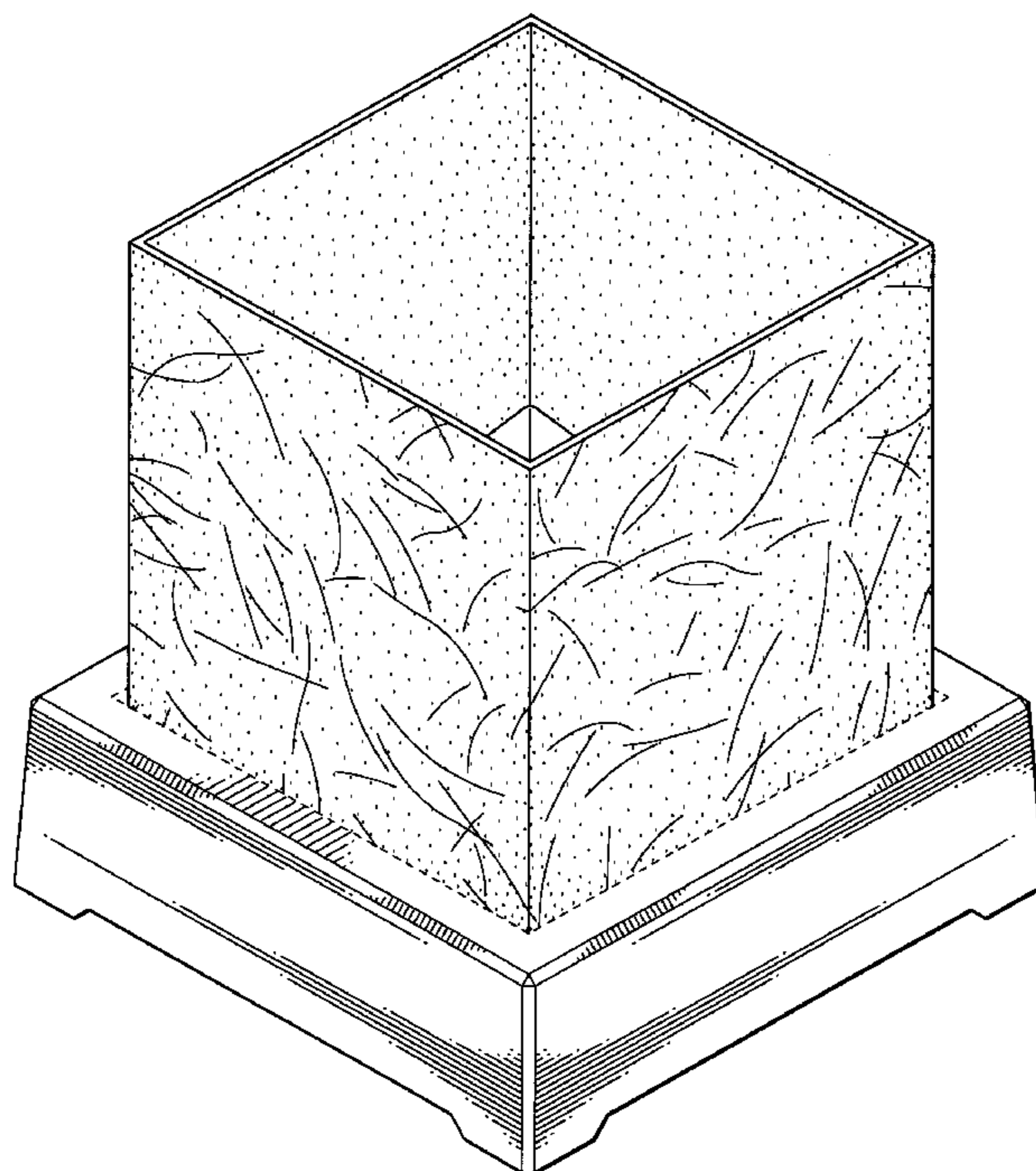
FIG. 5 is a rear view of the decorative luminary of FIG. 1.

FIG. 6 is a top view of the decorative luminary of FIG. 1; and,

FIG. 7 is a bottom view of the decorative luminary of FIG. 1.

The broken line showing of environmental structure in FIGS. 1, 6, and 7 is for illustrative purposes only and forms no part of the claimed design.

**1 Claim, 7 Drawing Sheets**



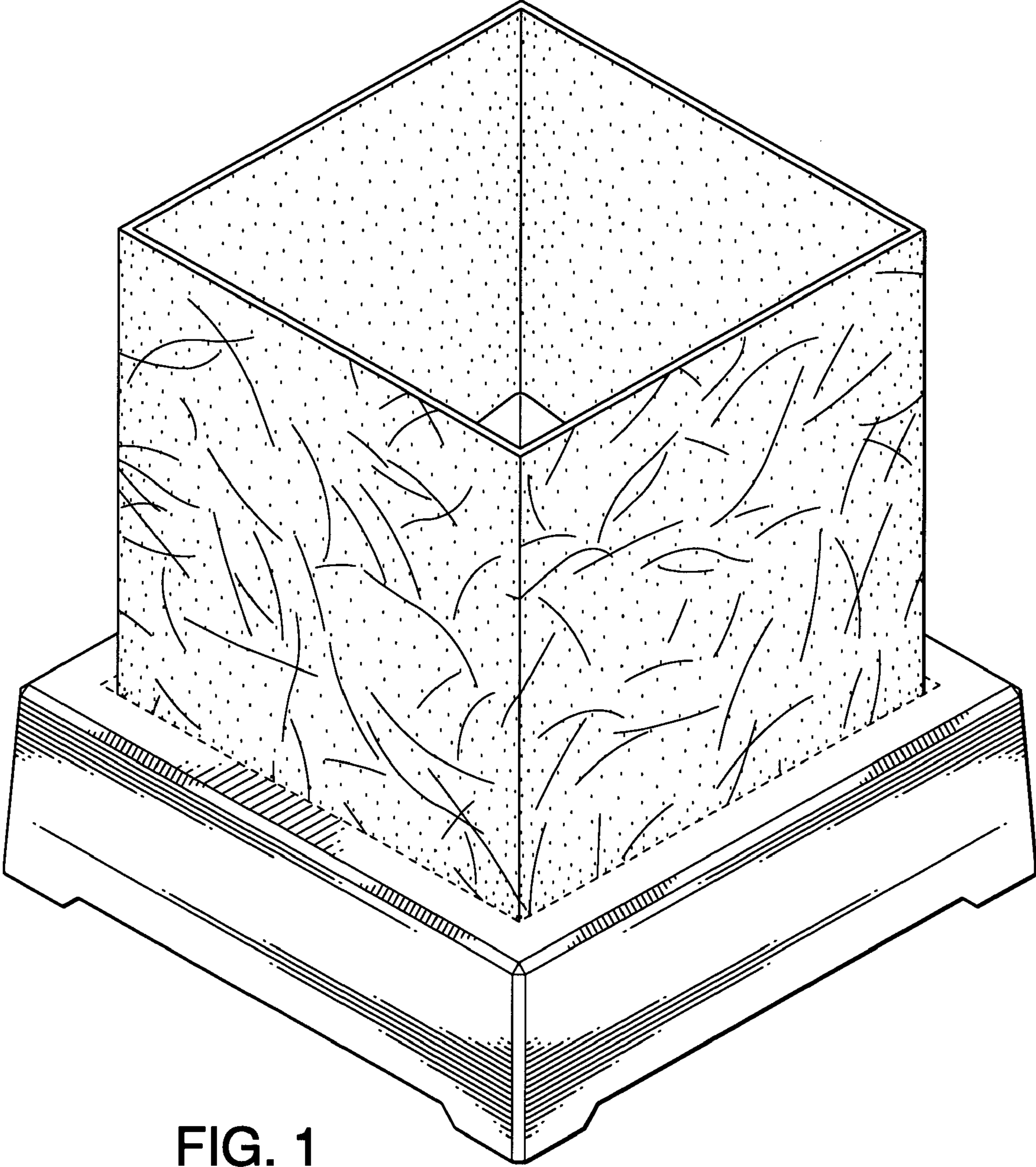


FIG. 1




FIG. 2



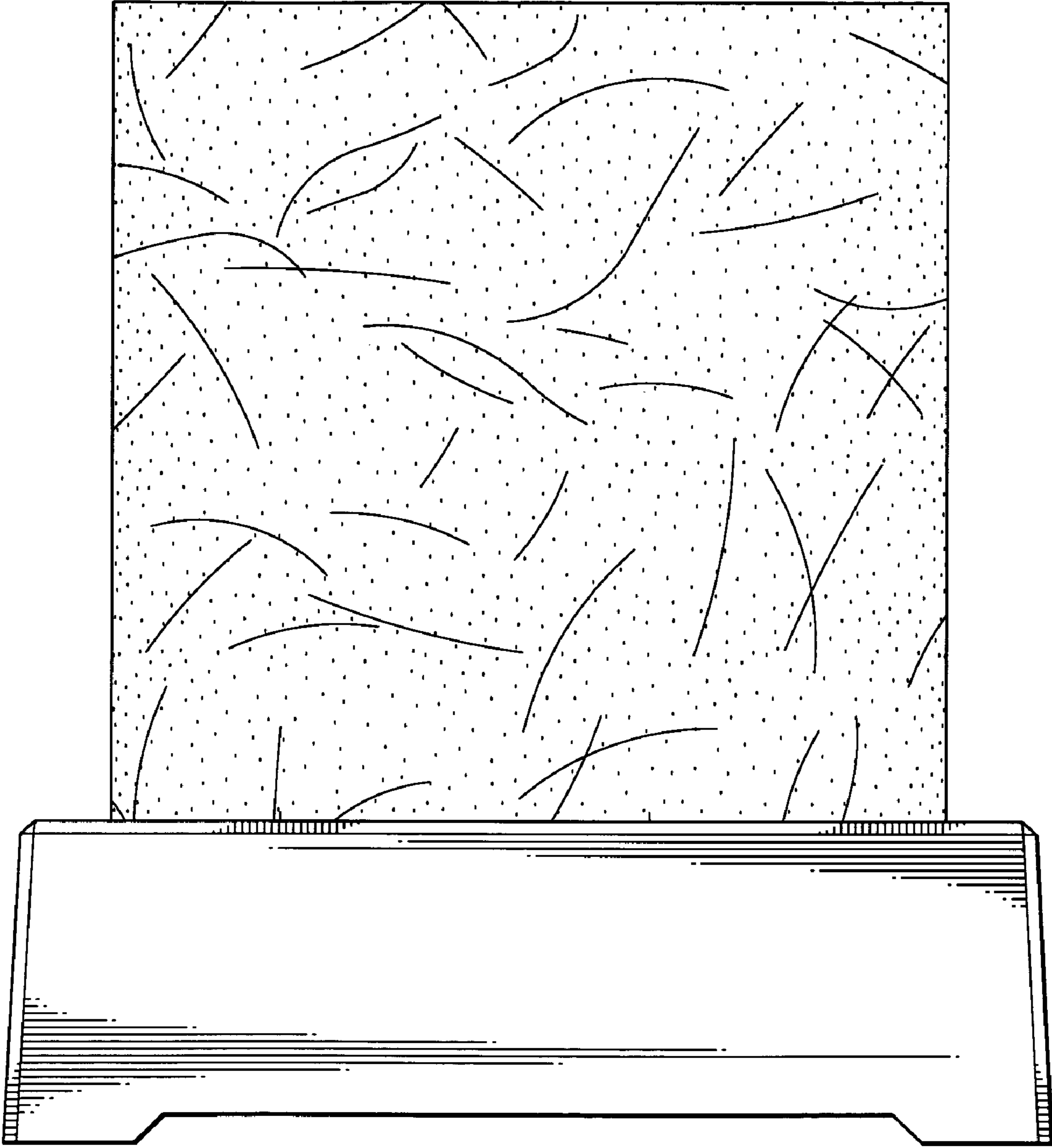


FIG. 3




FIG. 4




FIG. 5

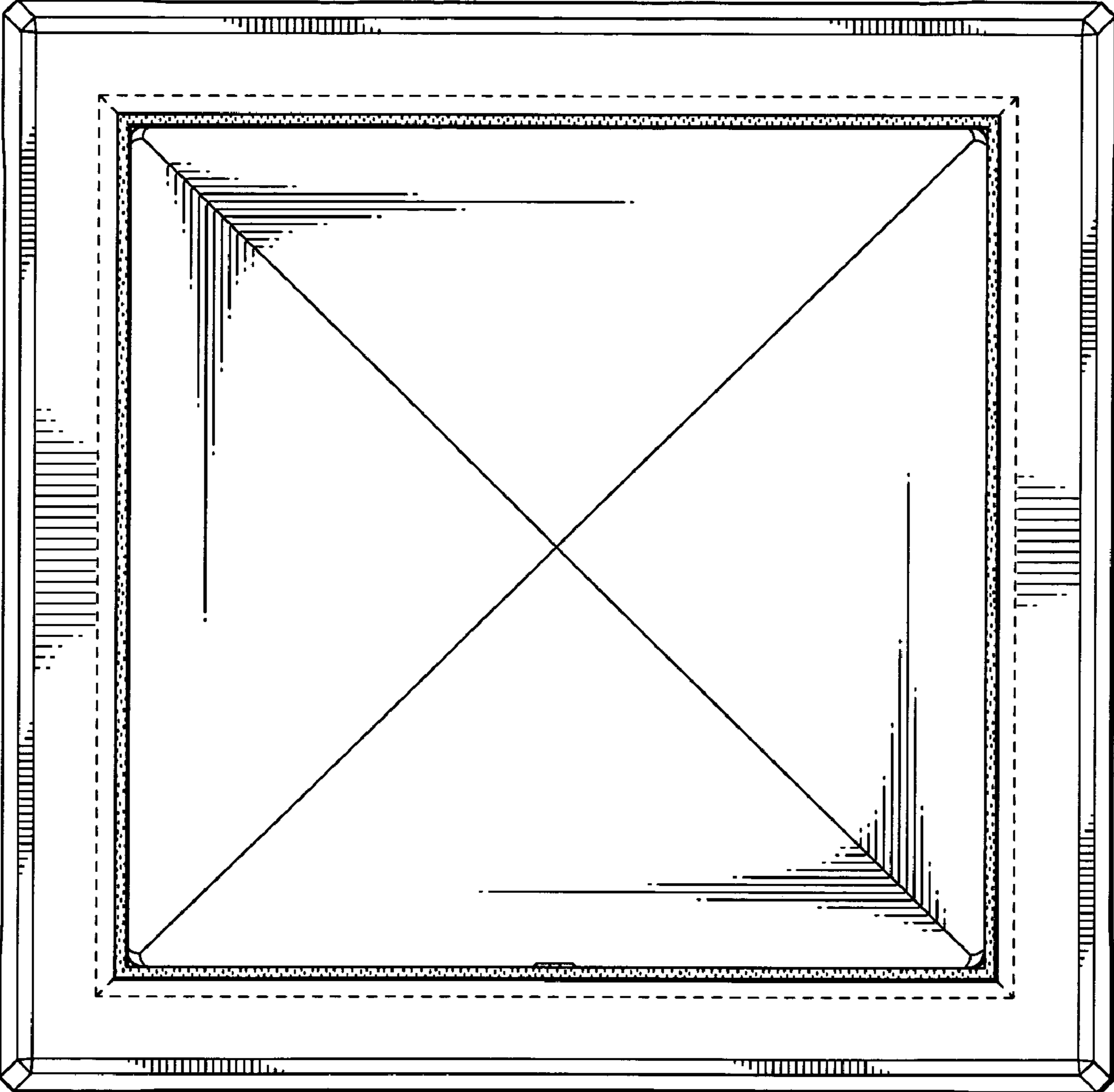


FIG. 6

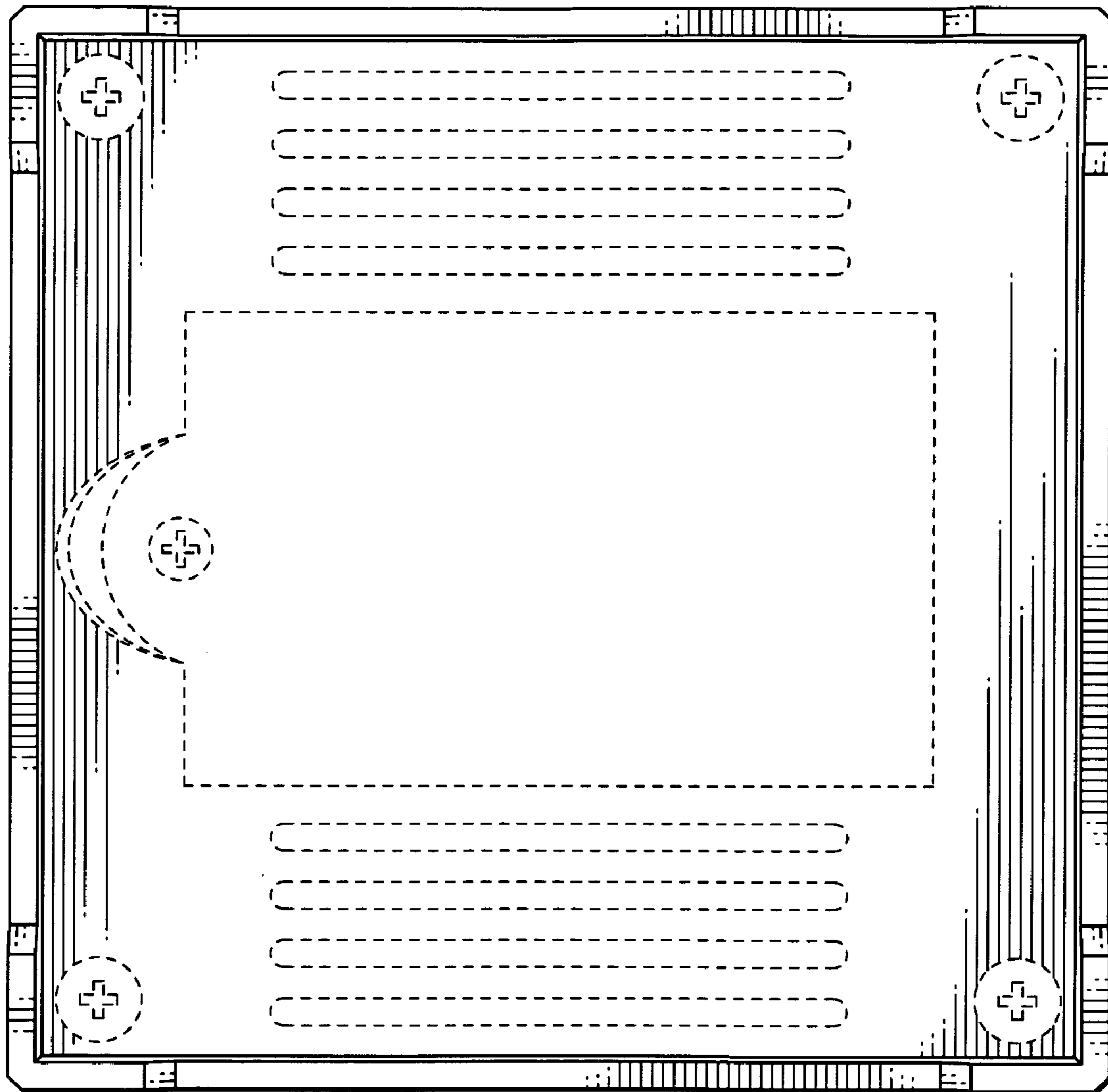


FIG. 7