



US00D576756S

(12) **United States Design Patent**
DeBrunner

(10) **Patent No.:** **US D576,756 S**

(45) **Date of Patent:** **** Sep. 9, 2008**

(54) **LANTERN**

(75) **Inventor:** **Daniel E. DeBrunner**, Wichita, KS (US)

(73) **Assignee:** **The Coleman Company, Inc.**, Wichita, KS (US)

(**) **Term:** **14 Years**

(21) **Appl. No.:** **29/283,540**

(22) **Filed:** **Aug. 16, 2007**

(51) **LOC (8) Cl.** **26-02**

(52) **U.S. Cl.** **D26/40**

(58) **Field of Classification Search** D26/37-50;
362/157, 158, 171-174, 183-208

See application file for complete search history.

(56) **References Cited**

U.S. PATENT DOCUMENTS

D532,132 S	11/2006	Holsinger et al.	
D532,133 S	11/2006	Holsinger et al.	
D546,991 S *	7/2007	Poon	D26/40
D548,865 S *	8/2007	Meoli et al.	D26/40
D553,774 S *	10/2007	Leung et al.	D26/40

OTHER PUBLICATIONS

The Coleman Company, Inc., "Coleman Lanterns," Coleman Collectors' Guide 1903-1954, 34 pgs.

The Coleman Company, Inc., "Coleman Lamps," Coleman Collectors' Guide 1903-1954, 60 pgs.

Tucker, Carl R., "Coleman Lighting Systems," Coleman Collectors' Guide 1903-1954, 34 pgs., The Coleman Company, Inc., 1993.

U.S. Appl. No. 29296698; "Lantern"; DeBrunner; Filed Oct. 25, 2007; 4 pgs.

* cited by examiner

Primary Examiner—Marcus A. Jackson

(74) *Attorney, Agent, or Firm*—Leydig, Voit & Mayer, Ltd.

(57) **CLAIM**

The ornamental design for a lantern, as shown and described.

DESCRIPTION

FIG. 1 is a side perspective view of my new lantern;

FIG. 2 is a front elevation view thereof;

FIG. 3 is a rear elevation view thereof;

FIG. 4 is a left side elevation view thereof,

FIG. 5 is a right side elevation view thereof; and,

FIG. 6 is a top plan view thereof.

The broken line showing is for illustrative purposes only and forms no part of the claimed design.

1 Claim, 2 Drawing Sheets

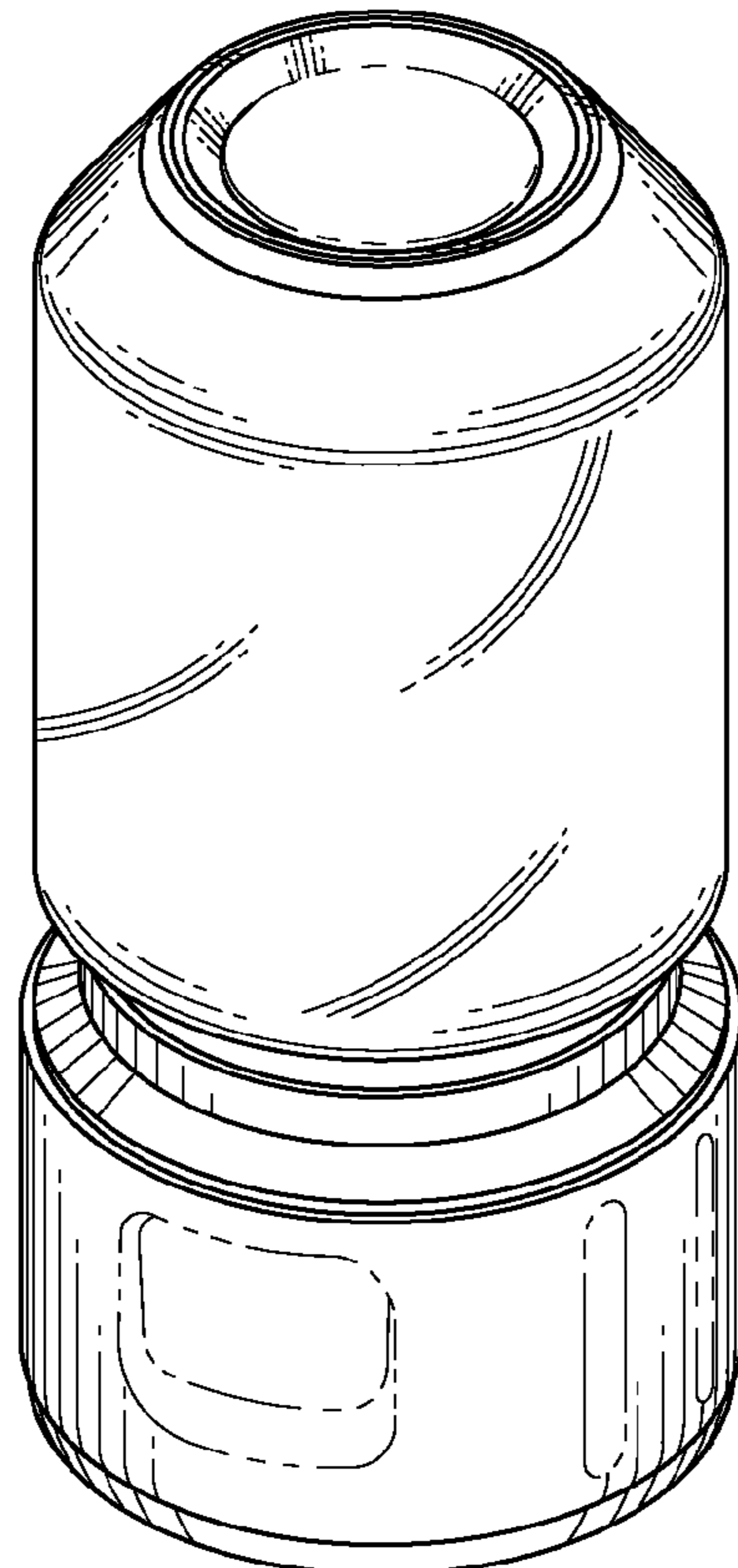


FIG. 1

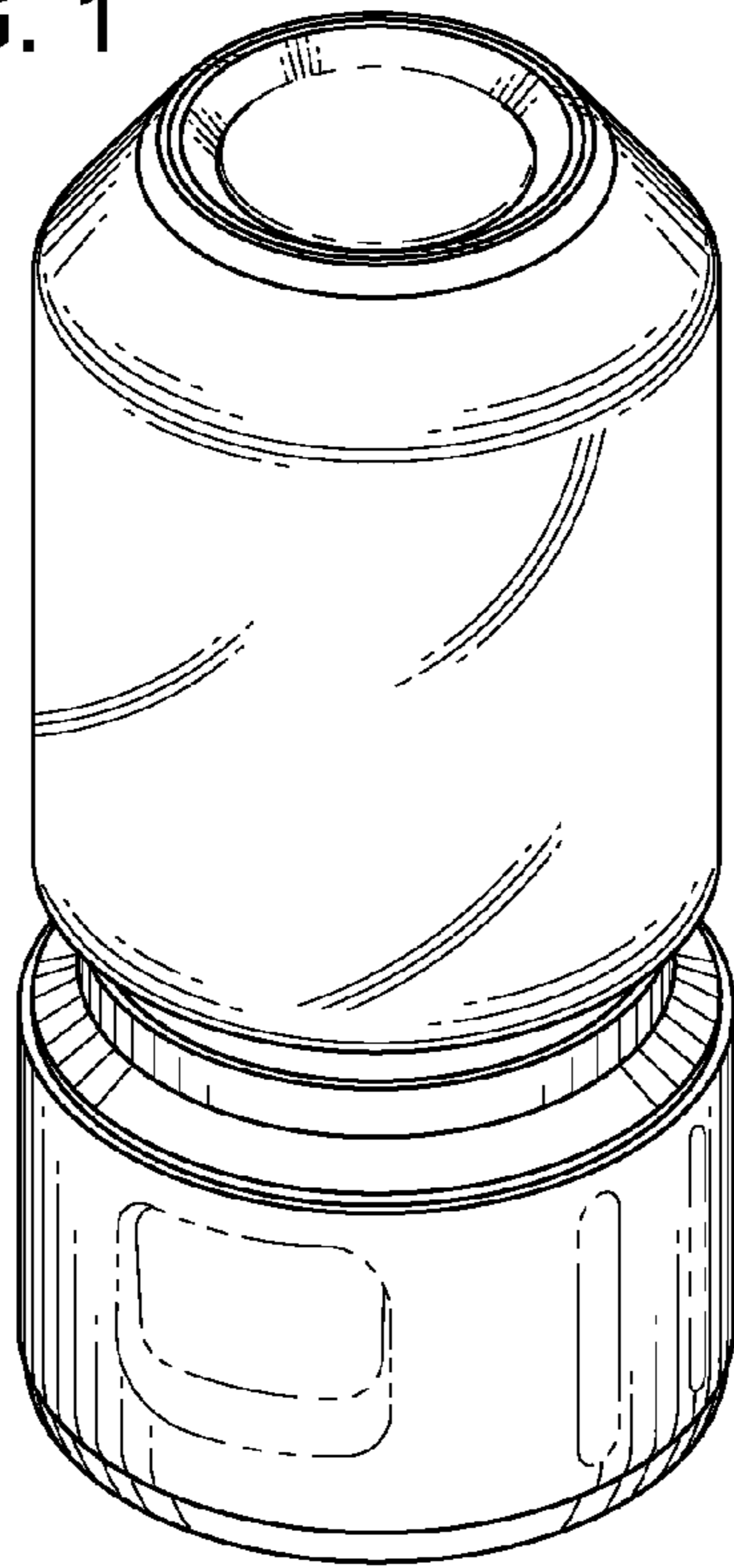


FIG. 2




FIG. 3




FIG. 4

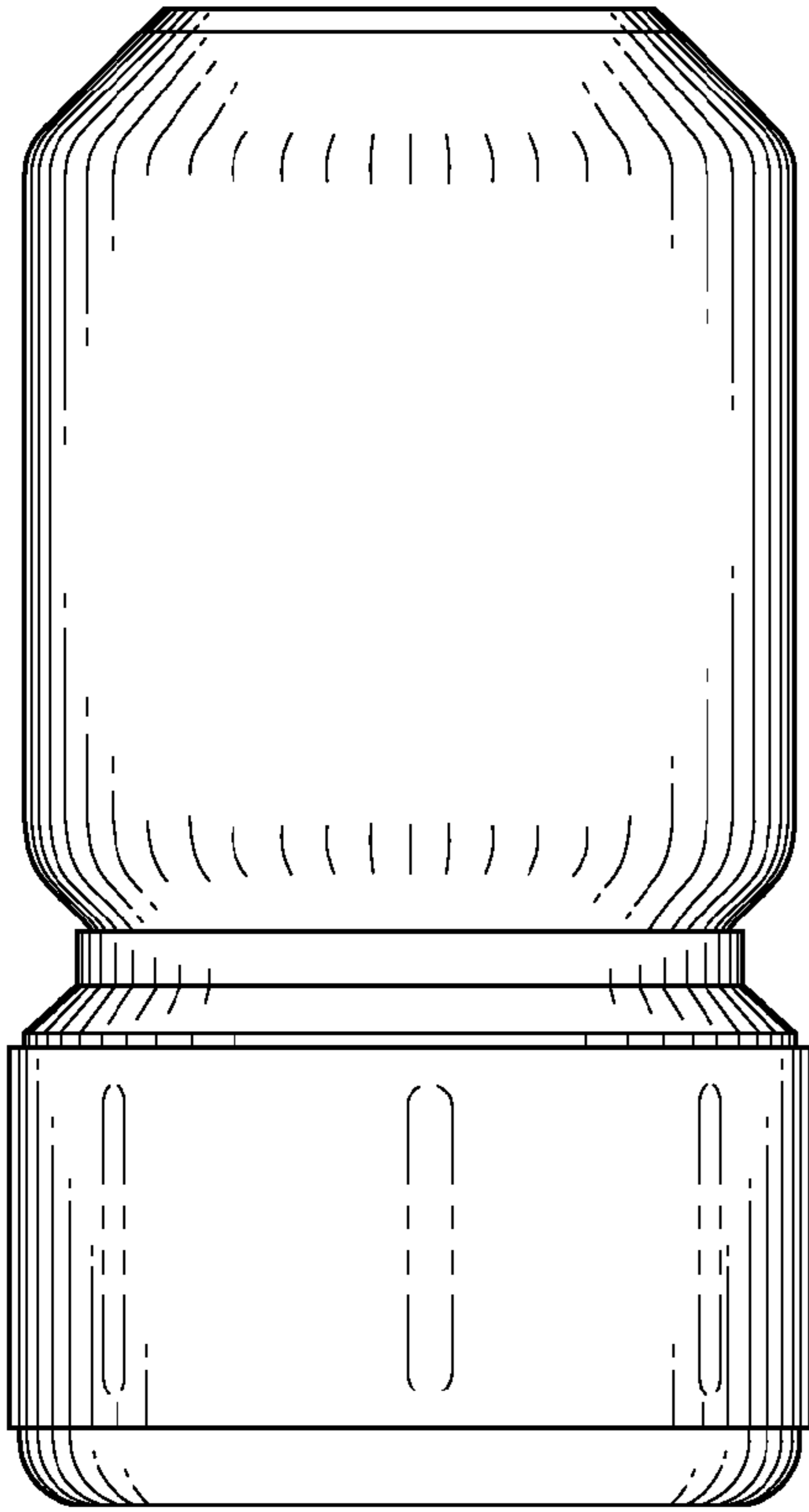


FIG. 5

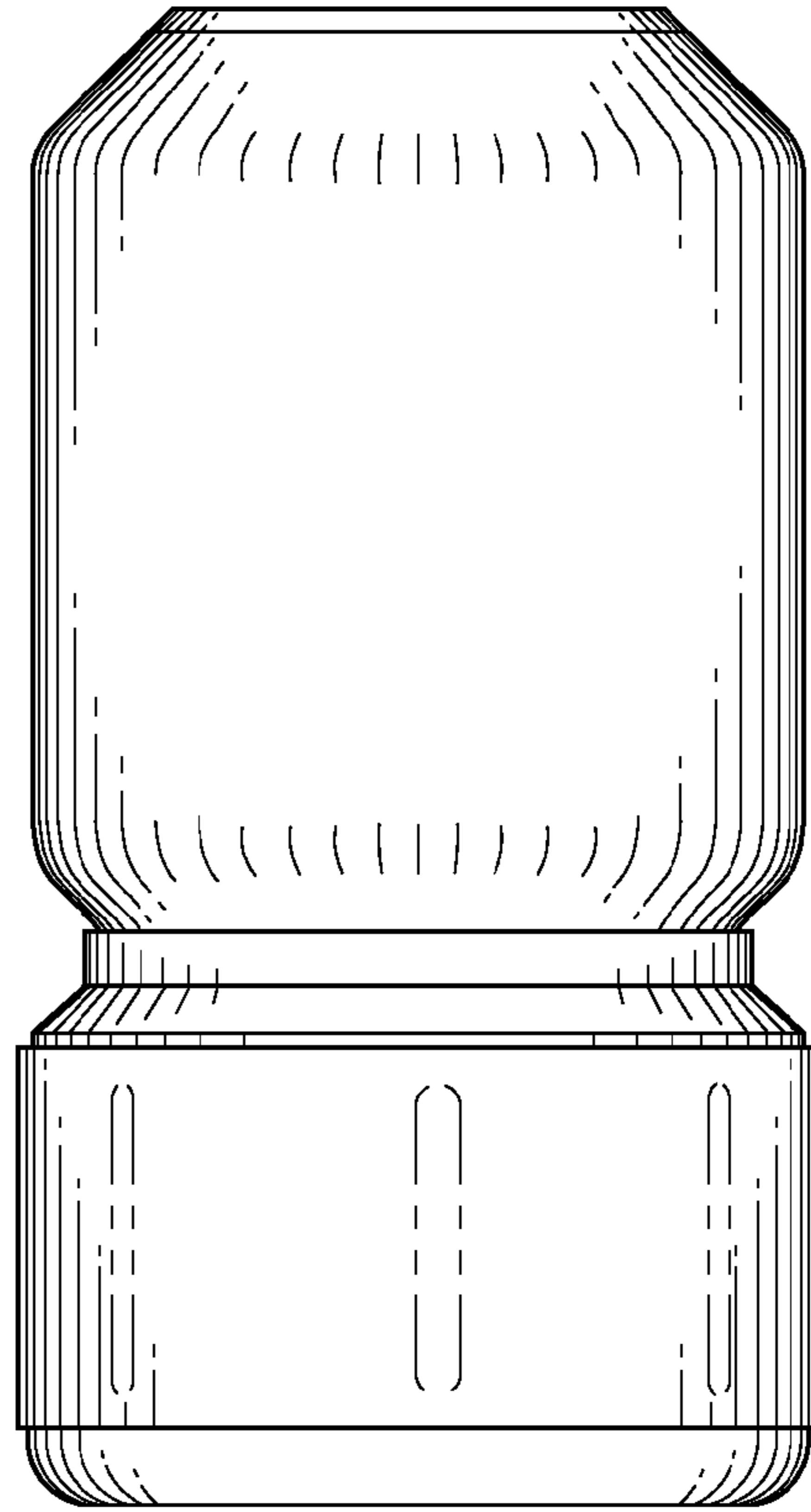


FIG. 6

