



US00D576718S

(12) **United States Design Patent**
Nomi et al.

(10) **Patent No.:** **US D576,718 S**
(45) **Date of Patent:** **** Sep. 9, 2008**

(54) **ELECTRIC PORTABLE BODY WARMER**

(75) Inventors: **Takuo Nomi**, Osaka (JP); **Shinji Oda**,
Osaka (JP)

(73) Assignee: **Sanyo Electric Co., Ltd.**, Osaka (JP)

(**) Term: **14 Years**

(21) Appl. No.: **29/290,130**

(22) Filed: **Oct. 24, 2007**

(30) **Foreign Application Priority Data**

Apr. 27, 2007 (JP) 2007-011489

(51) **LOC (8) Cl.** **23-03**

(52) **U.S. Cl.** **D23/332**

(58) **Field of Classification Search** D23/314,
D23/316, 332, 351, 355, 364, 366; 96/97;
416/244 R, 247 R, 53.1, 53.2, 53.3; 392/365-369,
392/373-376; D27/139, 141, 144, 152, 154,
D27/159

See application file for complete search history.

(56) **References Cited**

U.S. PATENT DOCUMENTS

D215,342 S * 9/1969 Goto D27/160

D360,281 S * 7/1995 Kim D27/154
D427,300 S * 6/2000 Pinchuk D23/364
D446,849 S * 8/2001 Weinberg D23/364
D502,287 S * 2/2005 Aronson et al. D27/154
D563,571 S * 3/2008 Brown D25/138

* cited by examiner

Primary Examiner—Robert M. Spear

Assistant Examiner—Ania K Dworzecka

(74) *Attorney, Agent, or Firm*—Rabin & Berdo, PC

(57) **CLAIM**

The ornamental design for an electric portable body warmer,
as shown and described.

DESCRIPTION

FIG. 1 is a perspective view of an electric portable body warmer showing our new design;

FIG. 2 is a front elevation view thereof;

FIG. 3 is a rear elevation view thereof;

FIG. 4 is a right side view thereof, the left side view thereof being an identical image;

FIG. 5 is a top plan view thereof; and,

FIG. 6 is a bottom plan view thereof.

1 Claim, 6 Drawing Sheets

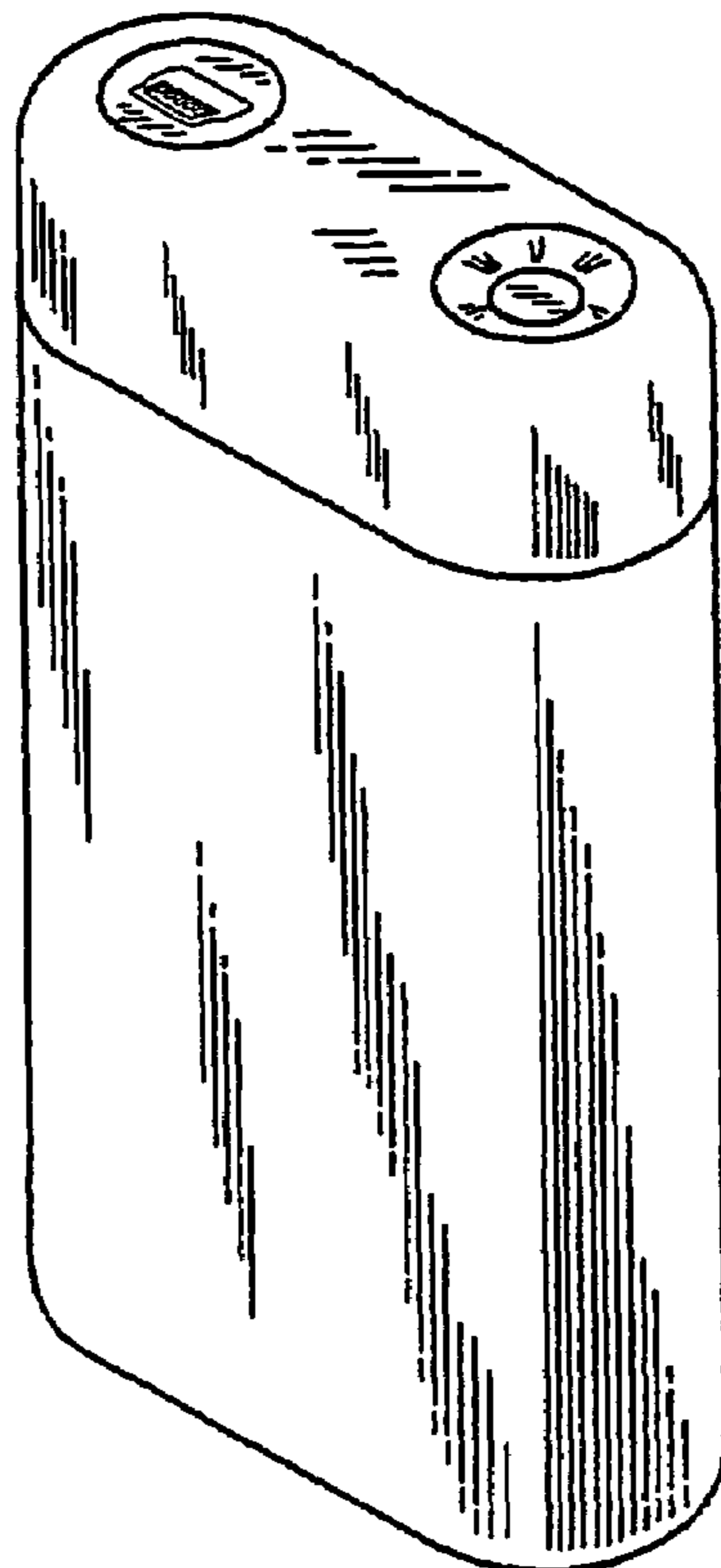


FIG. 1

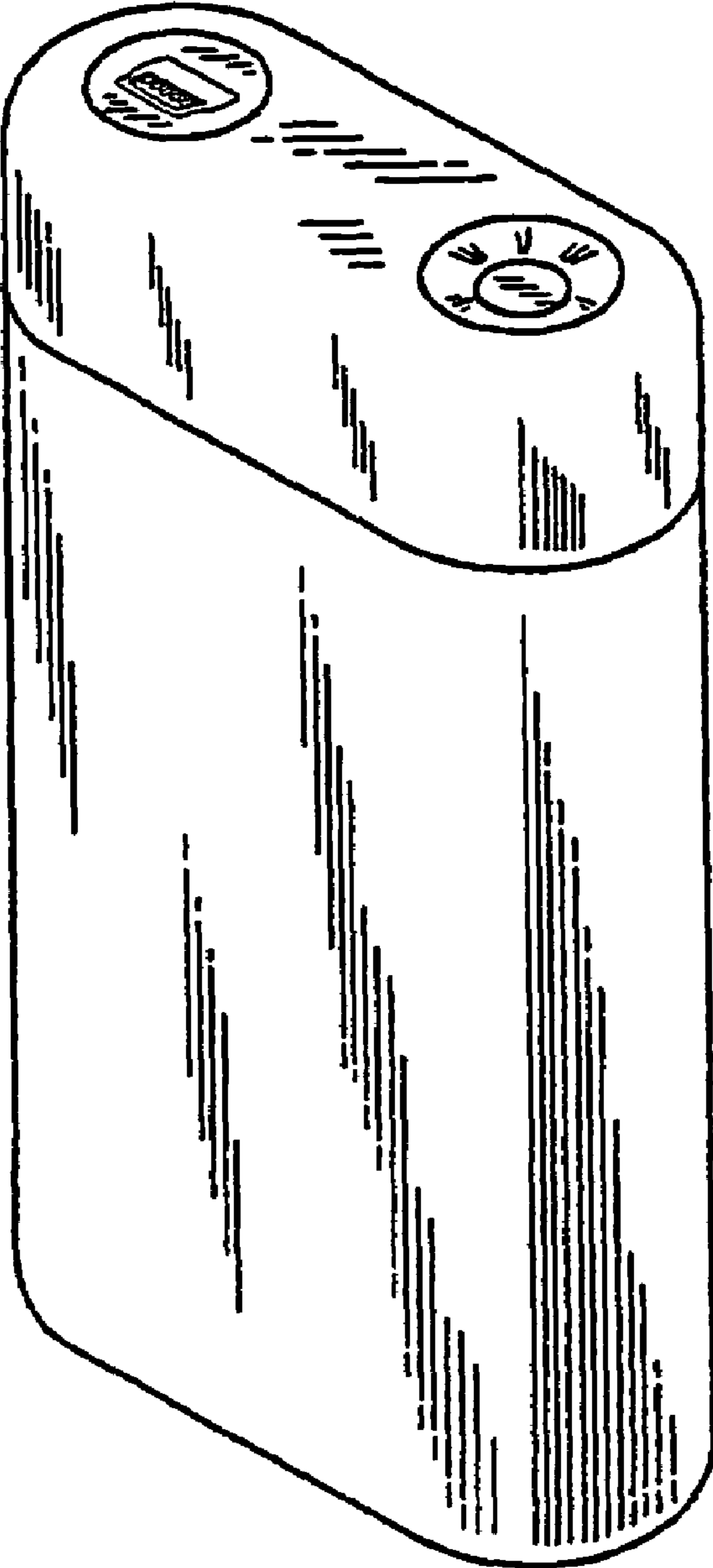


FIG. 2




FIG. 3




FIG. 4




FIG. 5

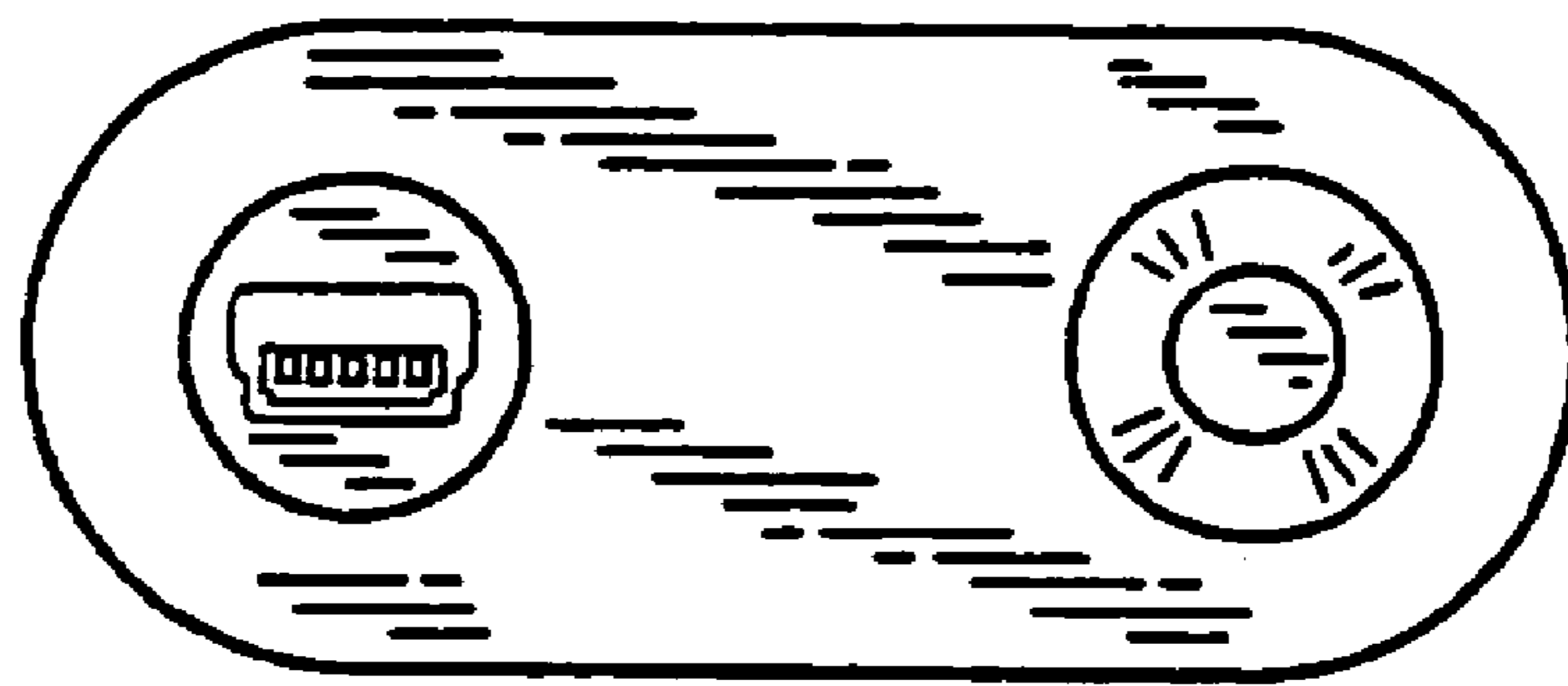


FIG. 6

