



US00D576715S

(12) **United States Design Patent**  
**Breymaier et al.**

(10) **Patent No.:** **US D576,715 S**

(45) **Date of Patent:** **\*\* Sep. 9, 2008**

(54) **TUB**

(75) Inventors: **Robert S. Breymaier**, Adamsville, TN (US); **Cassidy D. Spaulding**, Bethel Springs, TN (US); **Bren Thomas**, Savannah, TN (US); **Larry W. Higgins**, Adamsville, TN (US)

(73) Assignee: **Aqua Glass Corporation**, Adamsville, TN (US)

(\*\*) Term: **14 Years**

(21) Appl. No.: **29/285,525**

(22) Filed: **Mar. 30, 2007**

(51) **LOC (8) Cl.** ..... **23-02**

(52) **U.S. Cl.** ..... **D23/277**

(58) **Field of Classification Search** ..... D23/273,  
D23/275–280.4, 304–306; D24/204–205;  
4/538, 573.1, 584, 589, 591

See application file for complete search history.

(56) **References Cited**

U.S. PATENT DOCUMENTS

D126,676 S \* 4/1941 Widman ..... D23/277

D160,019 S \* 9/1950 Rodman ..... D23/306

D490,144 S \* 5/2004 Lanius ..... D23/280.1

D514,206 S \* 1/2006 Bates ..... D23/277

D541,389 S \* 4/2007 DeBoer et al. .... D23/277

7,278,175 B2 \* 10/2007 Torres ..... 4/584

\* cited by examiner

*Primary Examiner*—Robert A Delehanty

(74) *Attorney, Agent, or Firm*—Nirav D. Parikh; Lloyd D. Doigan

(57) **CLAIM**

An ornamental design for a tub, as shown and described.

**DESCRIPTION**

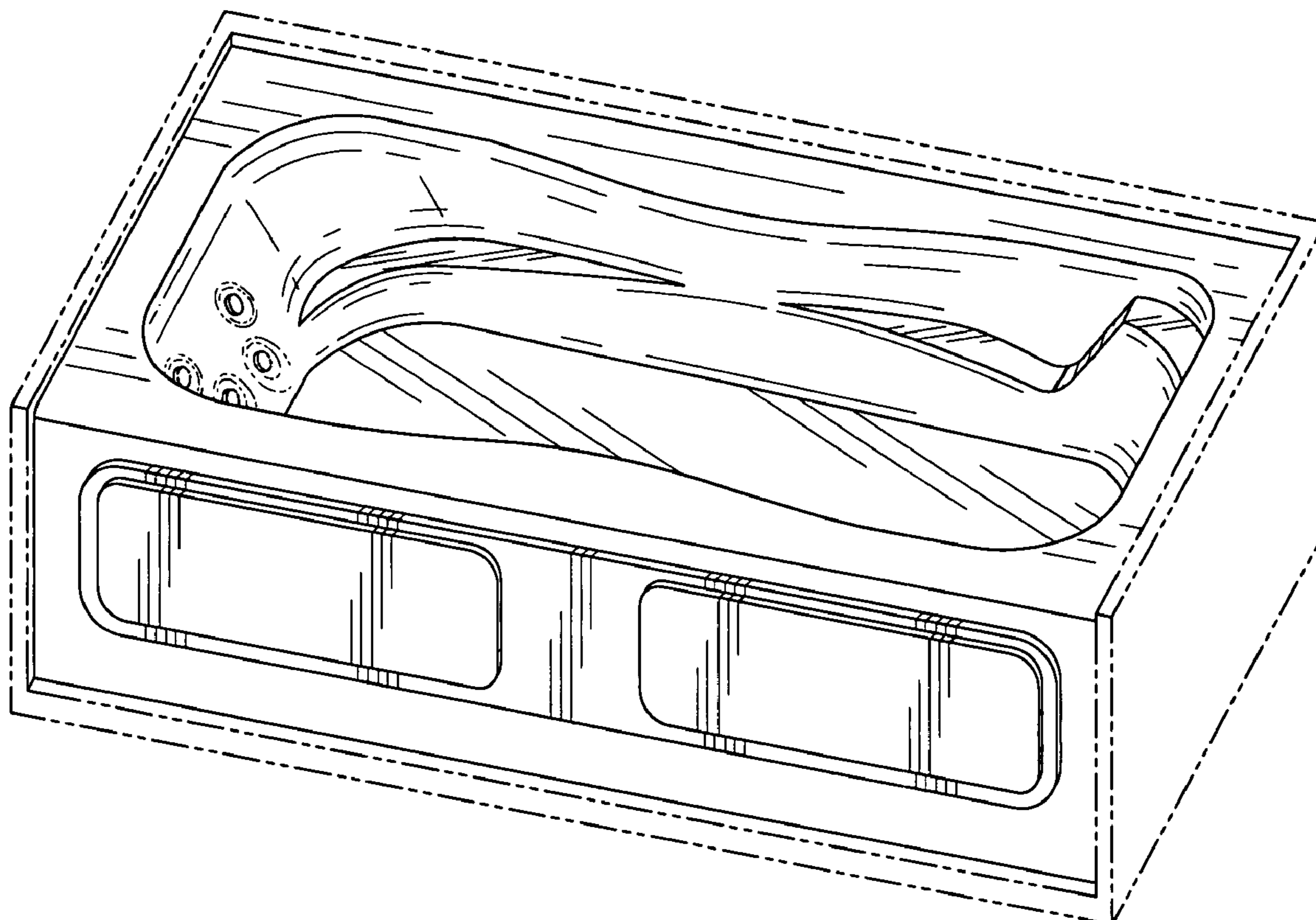
FIG. 1 is a top front perspective view of the tub showing our new design;

FIG. 2 is a top plan view thereof; and,

FIG. 3 is a front elevational view thereof.

The broken lines in the drawings are for illustration purposes only and form no part of the claimed invention.

**1 Claim, 2 Drawing Sheets**



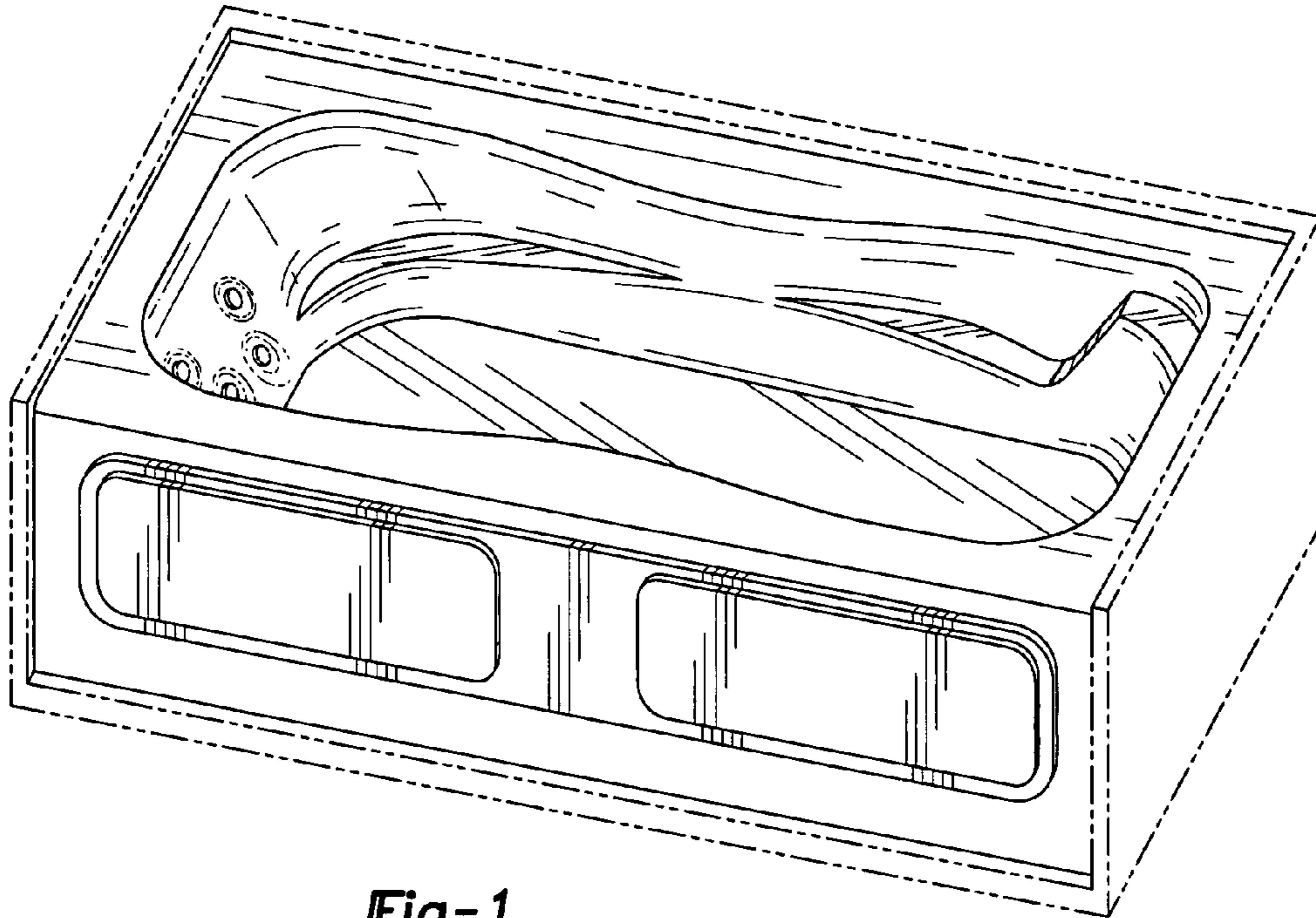


Fig-1

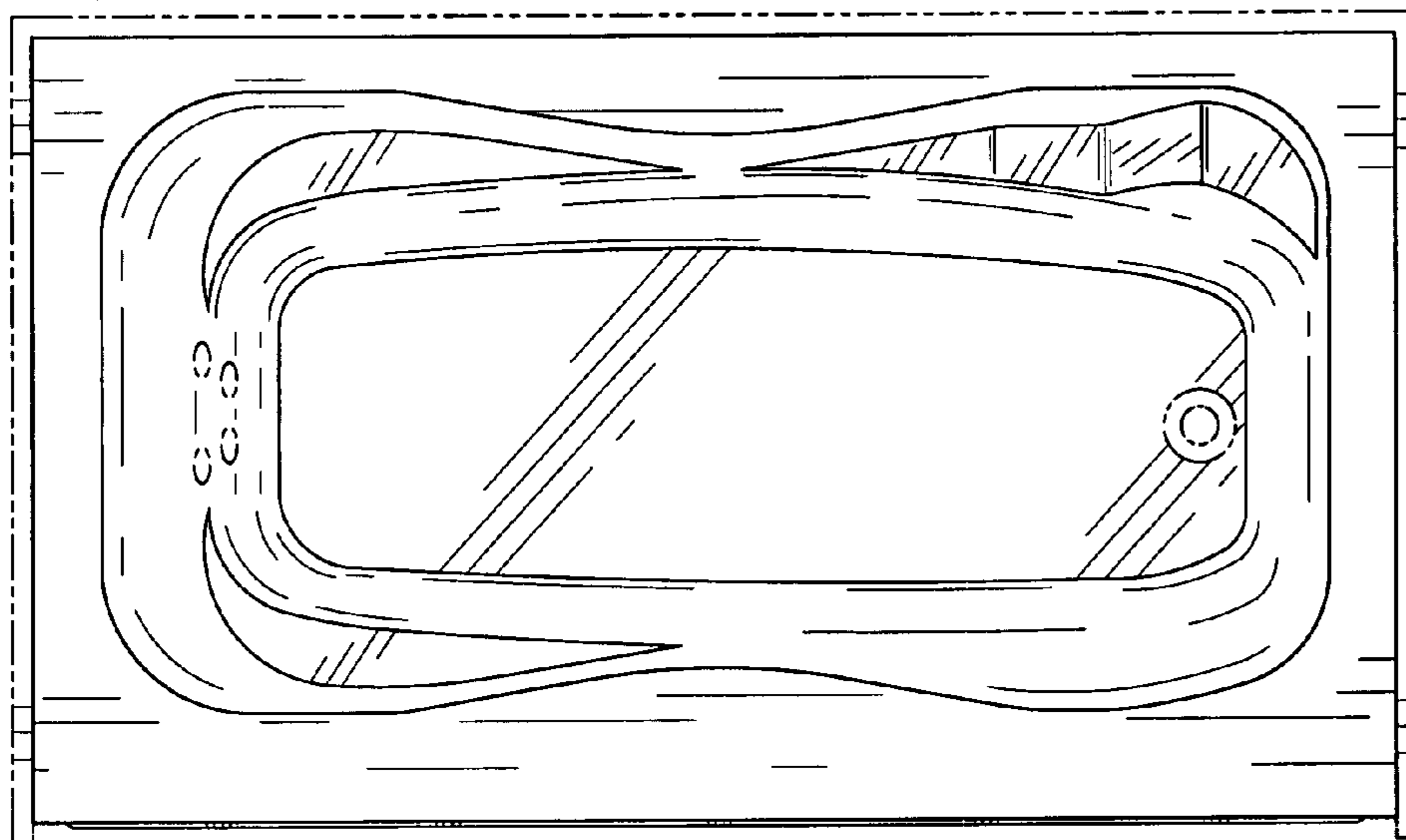


Fig-2

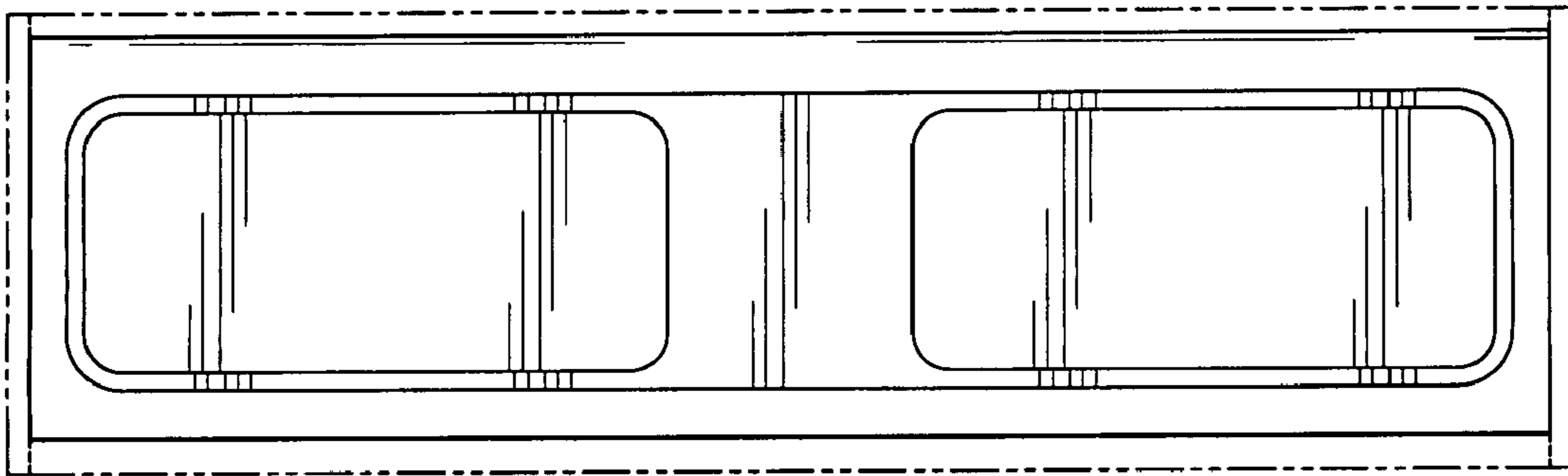


Fig-3