



US00D576677S

(12) **United States Design Patent**
Jeon

(10) **Patent No.:** **US D576,677 S**

(45) **Date of Patent:** **** Sep. 9, 2008**

(54) **BALLPOINT PEN**

D536,034 S * 1/2007 Penno D19/51
D549,776 S * 8/2007 Avenatti D19/49

(75) Inventor: **Kwang Taek Jeon**, Gangnam-gu (KR)

FOREIGN PATENT DOCUMENTS

(73) Assignee: **Kims Enterprise Co., Ltd.**, Seoul (KR)

WO DM/063754 * 4/2003

(**) Term: **14 Years**

* cited by examiner

(21) Appl. No.: **29/269,967**

Primary Examiner—Elizabeth A Albert

(74) *Attorney, Agent, or Firm*—The Webb Law Firm

(22) Filed: **Dec. 12, 2006**

(57) **CLAIM**

(51) **LOC (8) Cl.** **19-06**

The ornamental design for a ballpoint pen, as shown and described.

(52) **U.S. Cl.** **D19/50**

(58) **Field of Classification Search** D19/35,
D19/36, 41–51, 53–57; 24/11 R, 11 F, 11 P;
401/52, 99, 100, 104, 105, 106, 107, 108,
401/109, 192, 195, 196

DESCRIPTION

FIG. 1 is a perspective view of the ballpoint pen showing the new design;

See application file for complete search history.

FIG. 2 is a front elevational view thereof;

FIG. 3 is a rear elevational view thereof;

(56) **References Cited**

U.S. PATENT DOCUMENTS

D181,244 S *	10/1957	Zierhut	D19/51
D182,162 S *	2/1958	Carriero	D19/51
D461,501 S *	8/2002	Nishida	D19/43
D489,088 S *	4/2004	Arita et al.	D19/43
D496,961 S *	10/2004	Daida	D19/43
D510,599 S *	10/2005	Shibata	D19/57
D525,302 S *	7/2006	Togawa	D19/51
D534,955 S *	1/2007	Huxiong	D19/50
D535,694 S *	1/2007	Chen	D19/51
D535,695 S *	1/2007	Chen	D19/51

FIG. 4 is a left side elevational view thereof, the right side being a mirror image thereof;

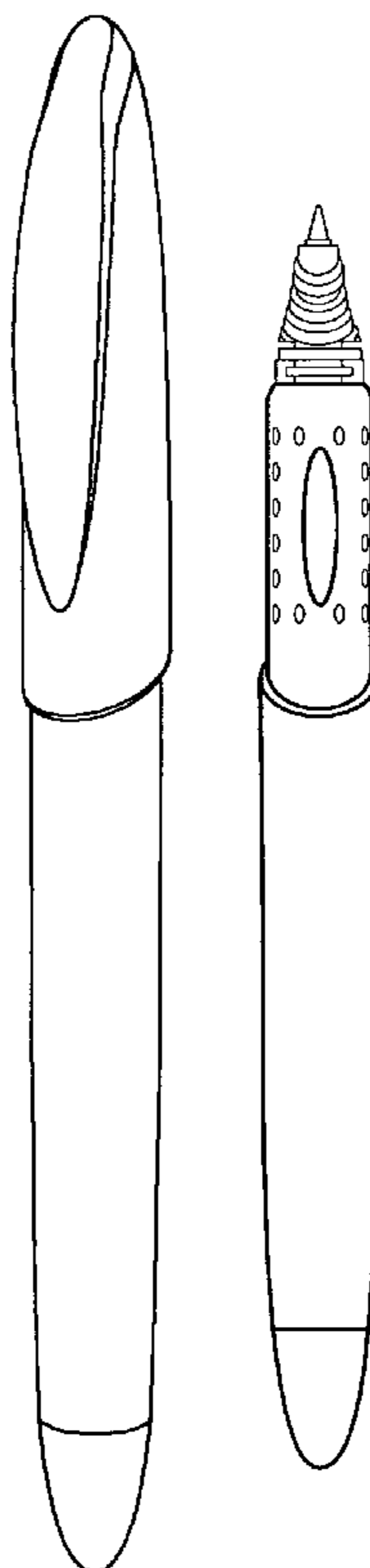
FIG. 5 is a top plan view thereof;

FIG. 6 is a bottom plan view thereof;

FIG. 7 is a front elevational view thereof with the cap removed and not shown for convenience of illustration; and,

FIG. 8 is a perspective view thereof with the cap removed and not shown for convenience of illustration.

1 Claim, 5 Drawing Sheets



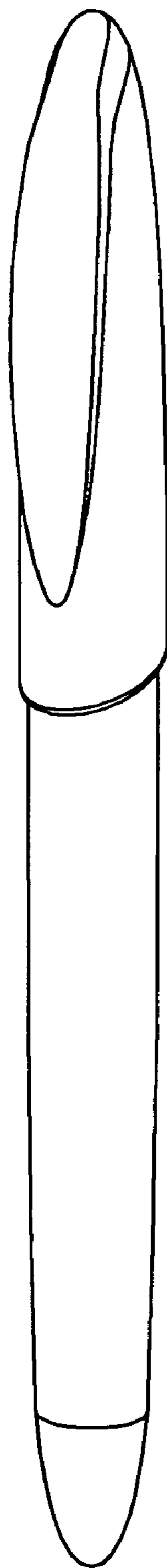


Fig. 1

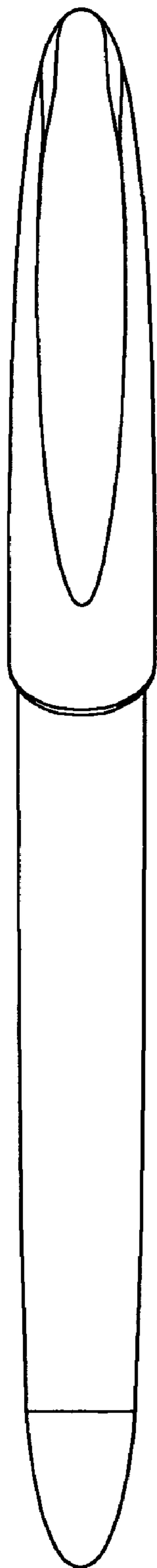


Fig. 2




Fig. 3

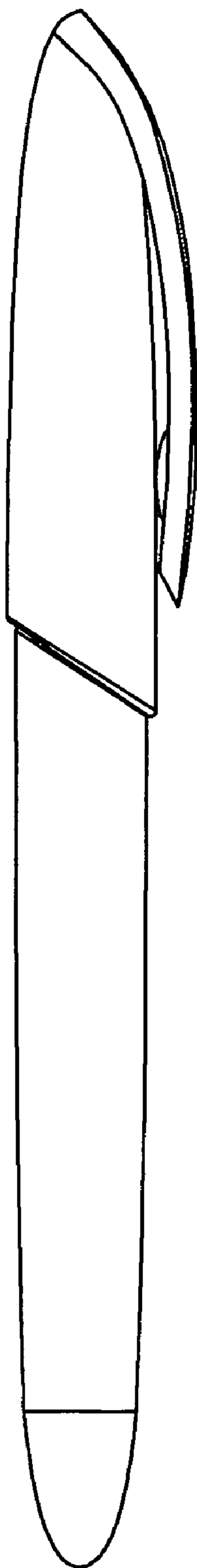


Fig. 4



Fig. 5

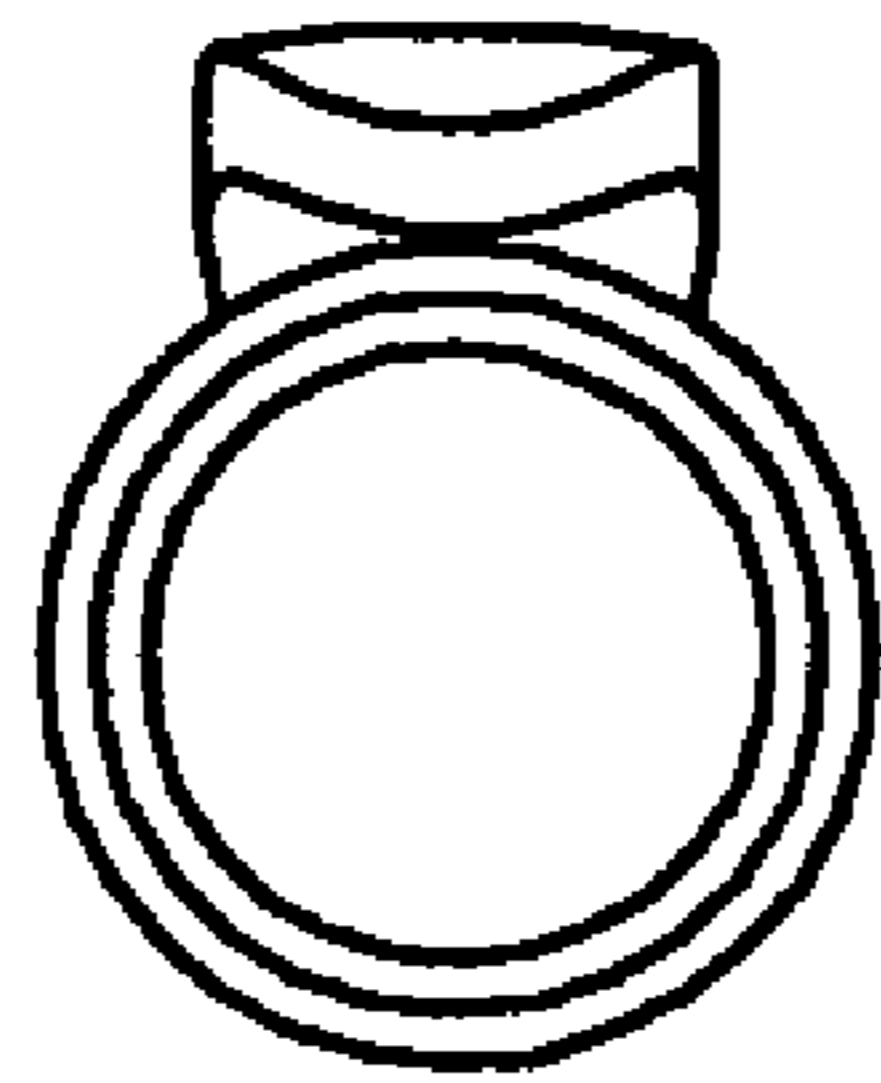


Fig. 6




Fig. 7




Fig. 8