



US00D576674S

(12) **United States Design Patent**
Tseng

(10) **Patent No.:** **US D576,674 S**

(45) **Date of Patent:** **** Sep. 9, 2008**

(54) **DIGITAL LASER PEN**

(75) Inventor: **Yi-Hsuan Tseng**, Taipei (TW)

(73) Assignee: **Quanta Computer Inc.**, Tao Yuan Shien (TW)

(**) Term: **14 Years**

(21) Appl. No.: **29/299,733**

(22) Filed: **Jan. 3, 2008**

(51) **LOC (8) Cl.** **19-06**

(52) **U.S. Cl.** **D19/36; D14/411; D14/413; D14/431; D19/55**

(58) **Field of Classification Search** D14/411, D14/431, 356, 218, 427; D19/36, 41-51, D19/53-58, 81-89; 401/29-34, 52, 195, 401/202, 98, 209, 262, 104-109; 178/19.01-19.05; 345/179-183; 74/11 R, 11 HC, 11 F, 11 P
See application file for complete search history.

(56) **References Cited**

U.S. PATENT DOCUMENTS

- D332,446 S * 1/1993 Lin D14/411
- D349,490 S * 8/1994 Barrett D14/411
- D470,143 S * 2/2003 Uehara D14/403

- D472,240 S * 3/2003 Seog D14/411
- D479,842 S * 9/2003 Liu et al. D14/403
- D487,746 S * 3/2004 Fitch et al. D14/411
- D500,790 S * 1/2005 Jaakkola D19/43
- D547,799 S * 7/2007 Granick D19/36

* cited by examiner

Primary Examiner—Pamela J Burgess

(74) *Attorney, Agent, or Firm*—Thomas, Kayden, Horstemeyer & Risley

(57) **CLAIM**

The ornamental design for a digital laser pen, as shown and described.

DESCRIPTION

FIG. 1 is a front, side perspective view of a digital laser pen showing our new design;

FIG. 2 is a front elevational view thereof;

FIG. 3 is a rear elevational view thereof;

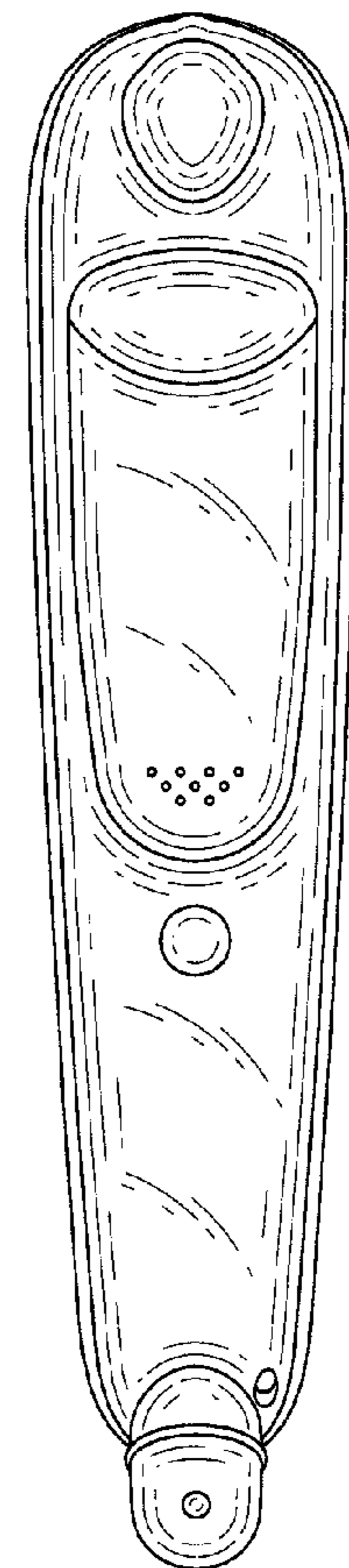
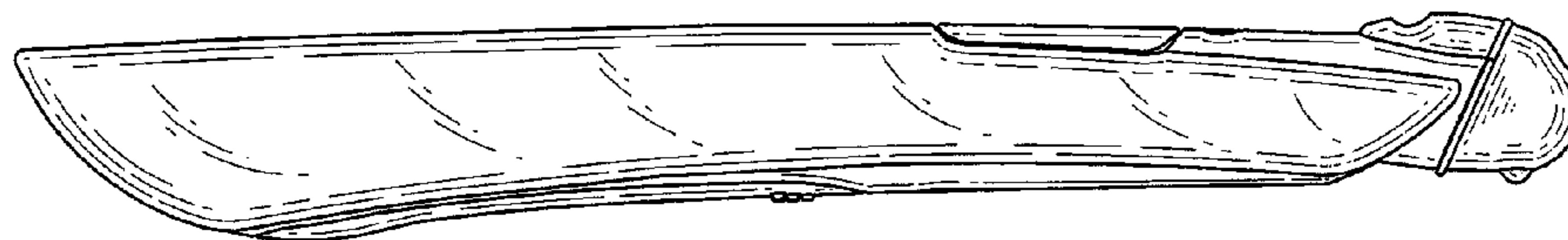
FIG. 4 is a left side elevational view thereof;

FIG. 5 is a right side elevational view thereof;

FIG. 6 is a top plan view thereof; and,

FIG. 7 is a bottom plan view thereof.

1 Claim, 4 Drawing Sheets



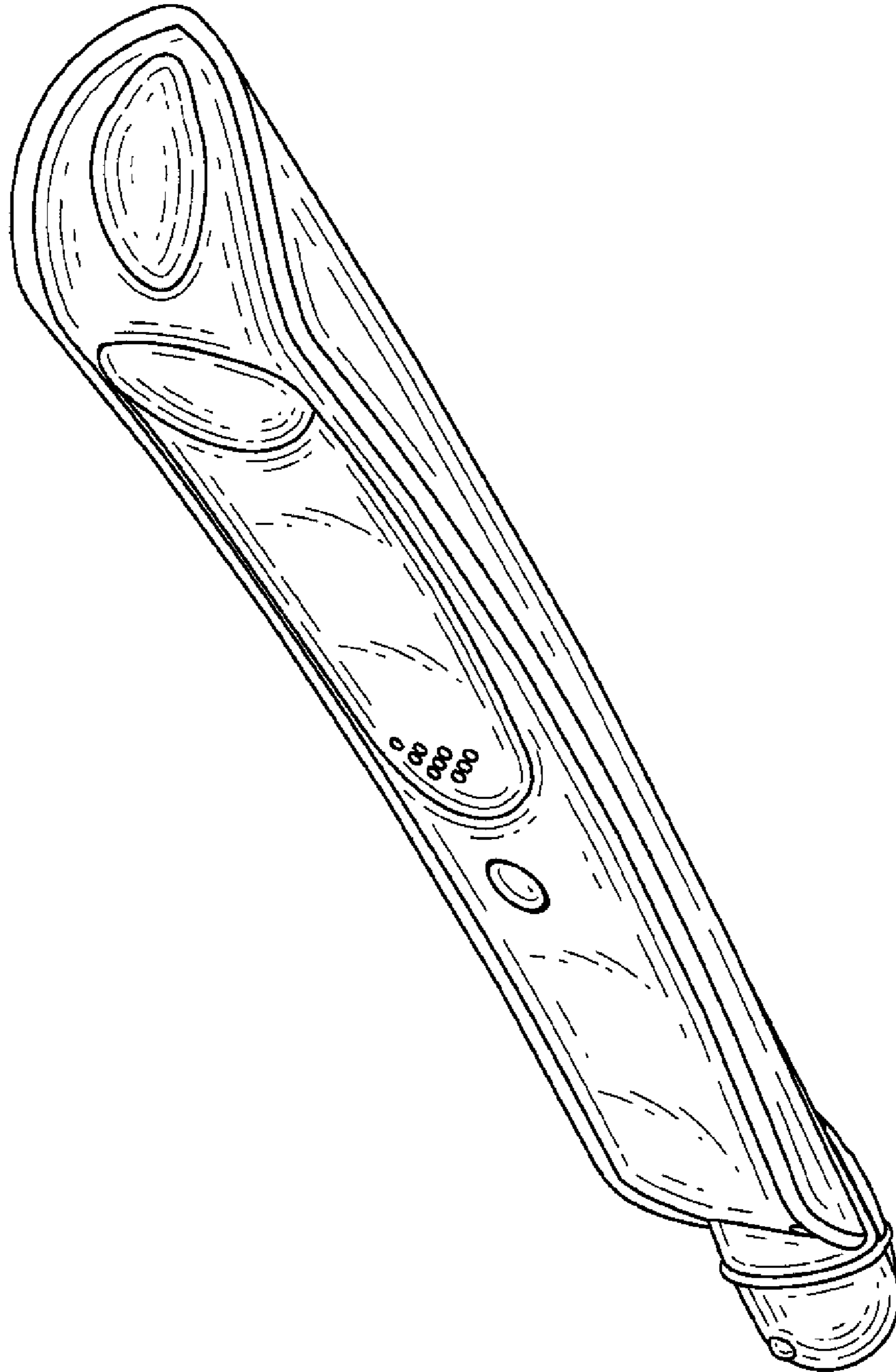


Fig. 1

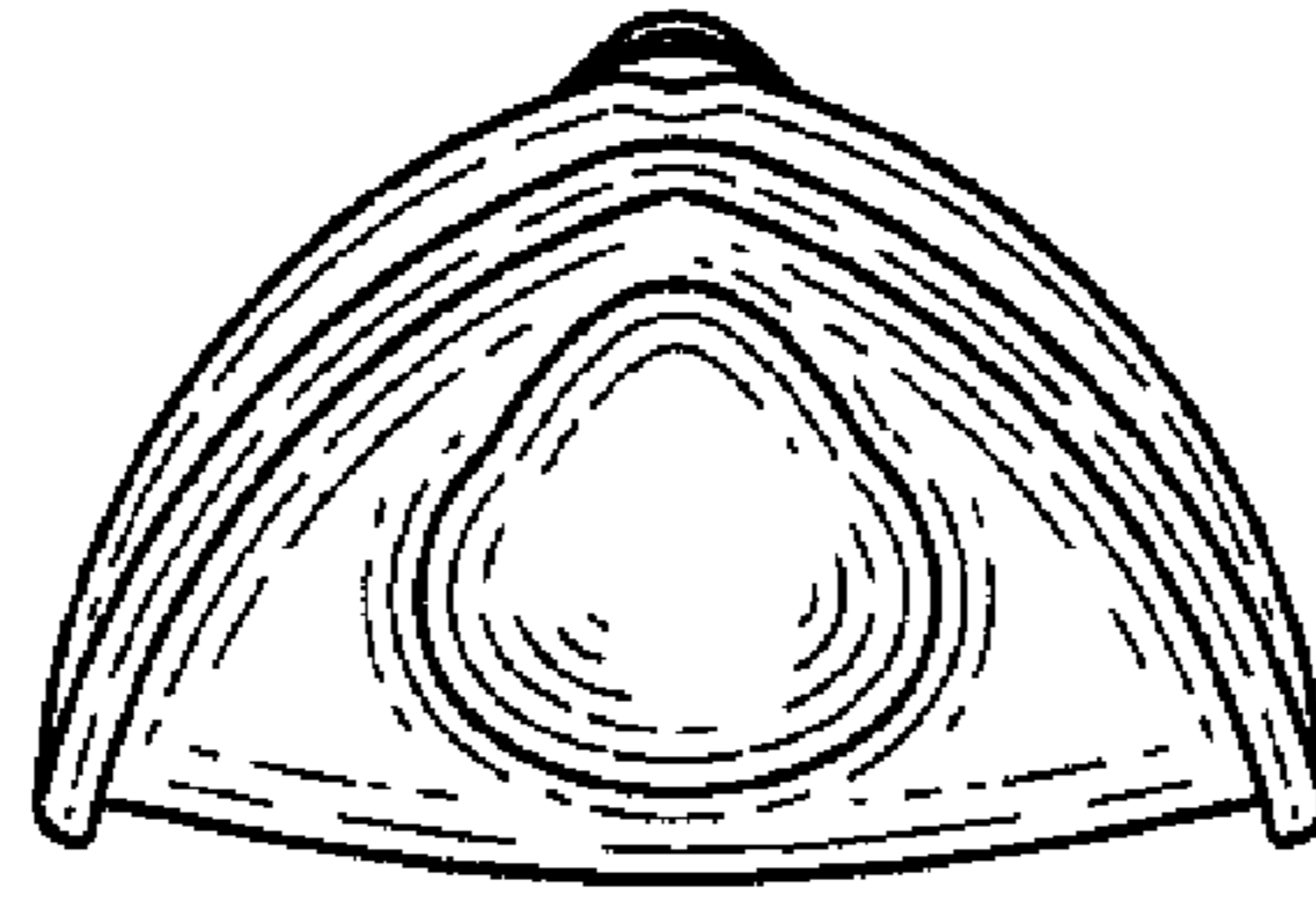


Fig. 2

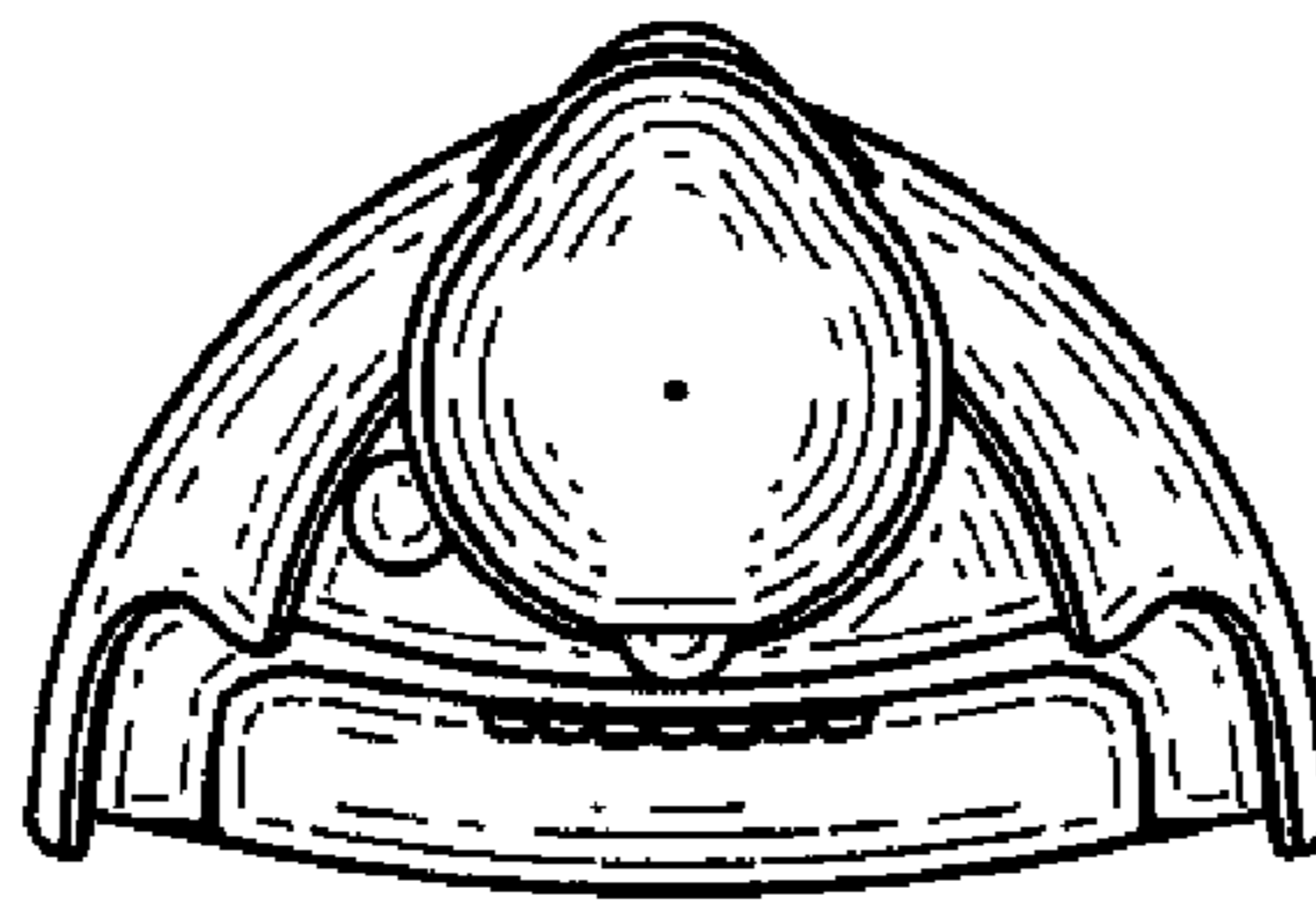


Fig. 3




Fig. 4

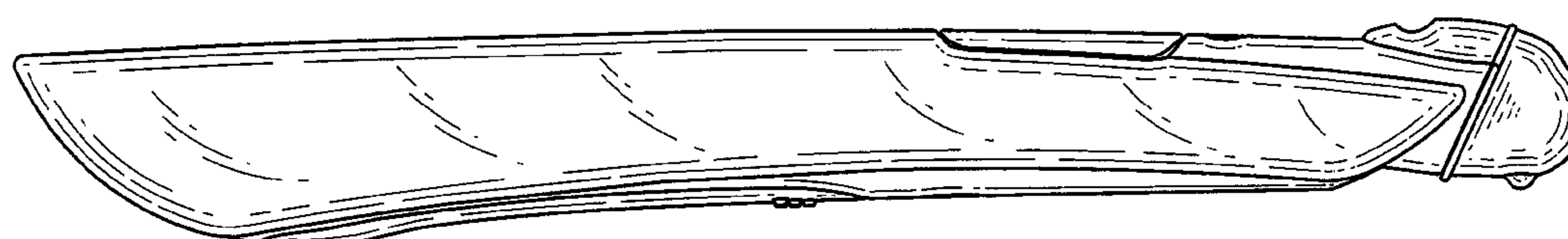


Fig. 5

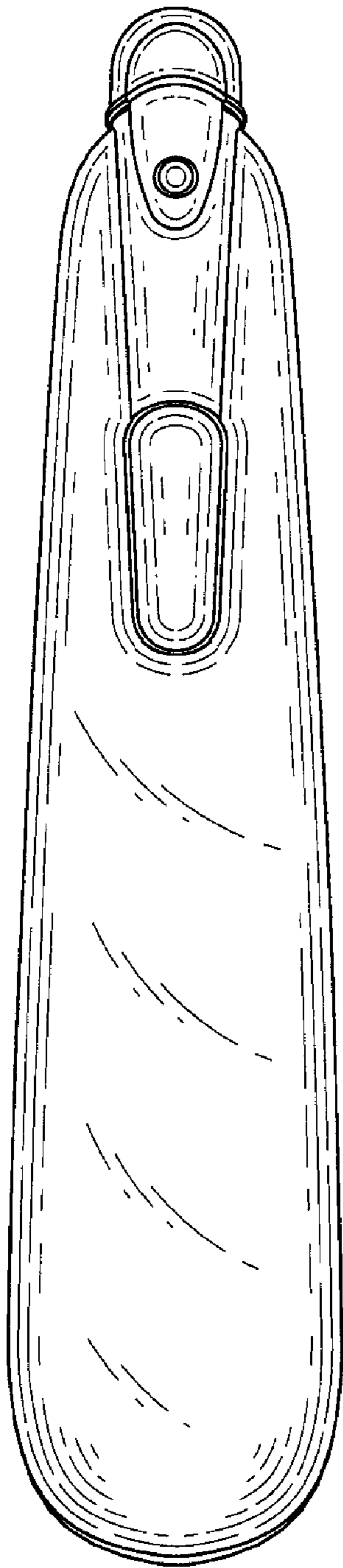


Fig. 6

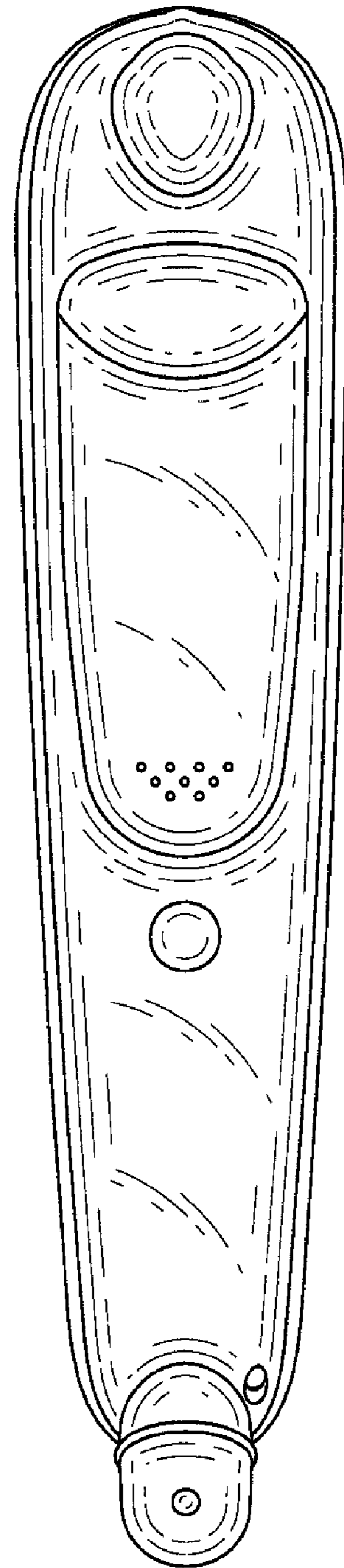


Fig. 7