



US00D576669S

(12) **United States Design Patent**  
**Mastriano et al.**

(10) **Patent No.:** **US D576,669 S**

(45) **Date of Patent:** **\*\* Sep. 9, 2008**

(54) **PRINTER**

(75) Inventors: **Ania Mastriano**, Milford, CT (US);  
**David H. Brooks, Jr.**, Wilton, CT (US)

(73) Assignee: **Pitney Bowes Inc.**, Stamford, CT (US)

(\*\*) Term: **14 Years**

(21) Appl. No.: **29/272,720**

(22) Filed: **Feb. 12, 2007**

(51) **LOC (8) Cl.** ..... **18-02**

(52) **U.S. Cl.** ..... **D18/50**

(58) **Field of Classification Search** ..... D18/4.4,  
D18/36-39, 41, 50, 53, 54-55; D14/420,  
D14/462-470; 400/613, 613.1-613.4, 690.1-690.4,  
400/691-694

See application file for complete search history.

(56) **References Cited**

**U.S. PATENT DOCUMENTS**

D352,054 S *	11/1994	Yomo et al.	.....	D18/36
D361,780 S *	8/1995	Jenkins	.....	D18/50
D421,453 S *	3/2000	Thraikill et al.	.....	D18/50
D421,454 S *	3/2000	Thraikill et al.	.....	D18/50

D422,305 S *	4/2000	Klein et al.	.....	D18/55
D507,594 S *	7/2005	Sugrue et al.	.....	D18/35.1
D525,293 S *	7/2006	Omuro et al.	.....	D18/50
D525,650 S *	7/2006	Omuro et al.	.....	D18/50
D527,415 S *	8/2006	Omuro et al.	.....	D18/50

\* cited by examiner

*Primary Examiner*—Cathy Anne MacCormac

(74) *Attorney, Agent, or Firm*—Ronald Reichman; Angelo N. Chaclas

(57) **CLAIM**

The ornamental design for a printer, as shown and described.

**DESCRIPTION**

FIG. 1 is a left front top perspective view of printer according to the present invention;

FIG. 2 is a top view thereof;

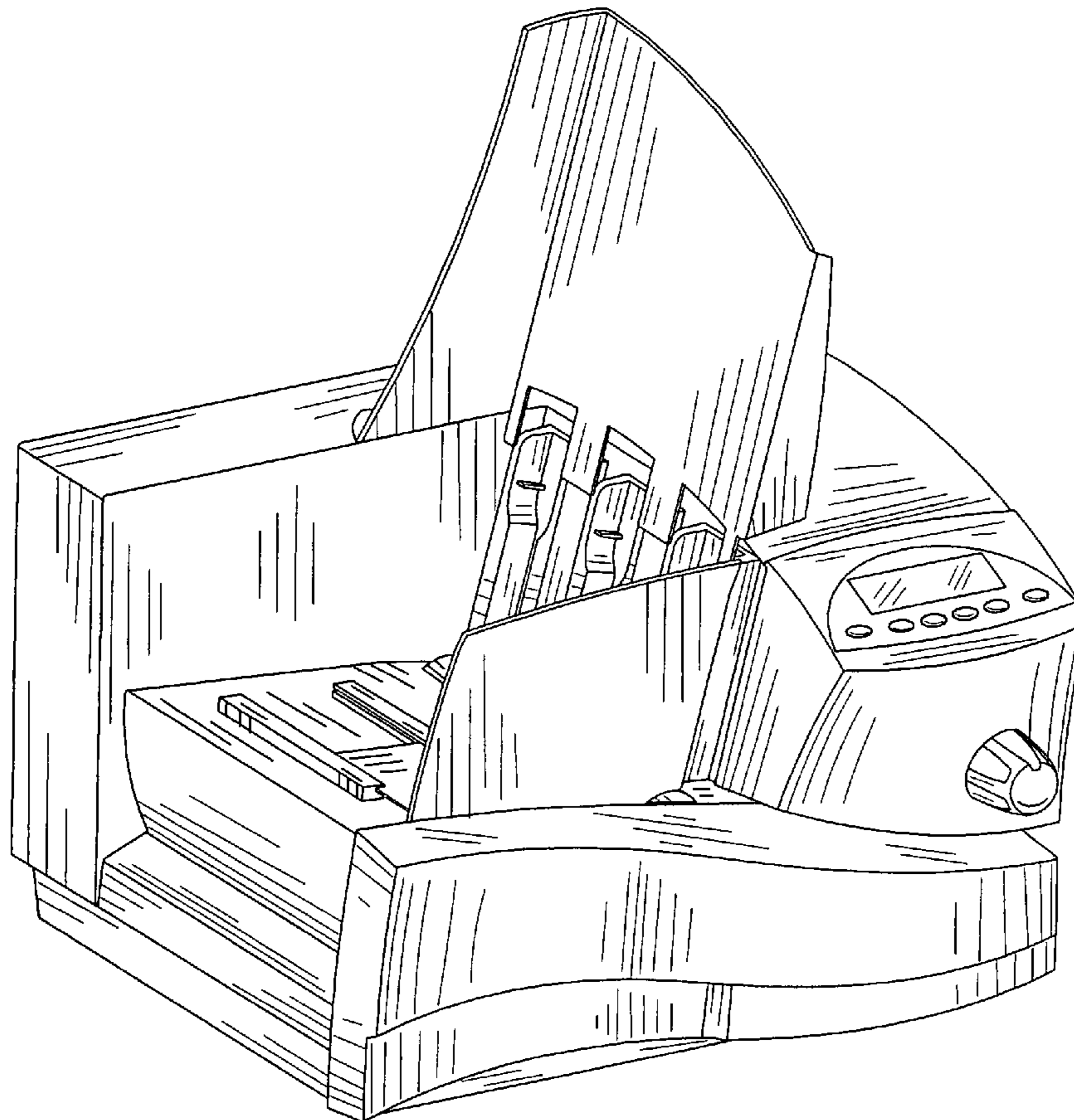
FIG. 3 is a front view thereof;

FIG. 4 is a left side view thereof;

FIG. 5 is a right view thereof; and,

FIG. 6 is a rear view thereof.

**1 Claim, 6 Drawing Sheets**



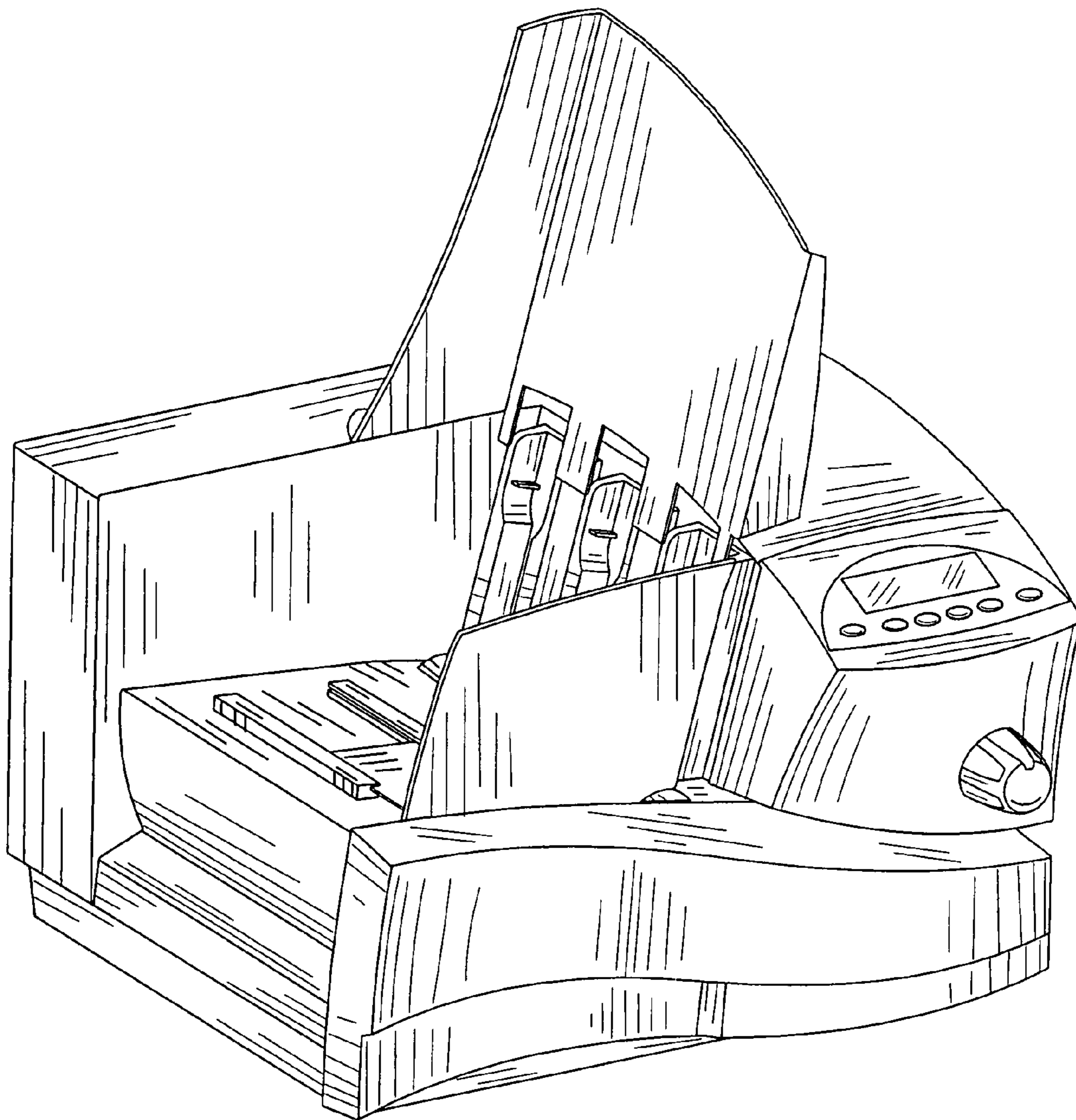


FIG. 1


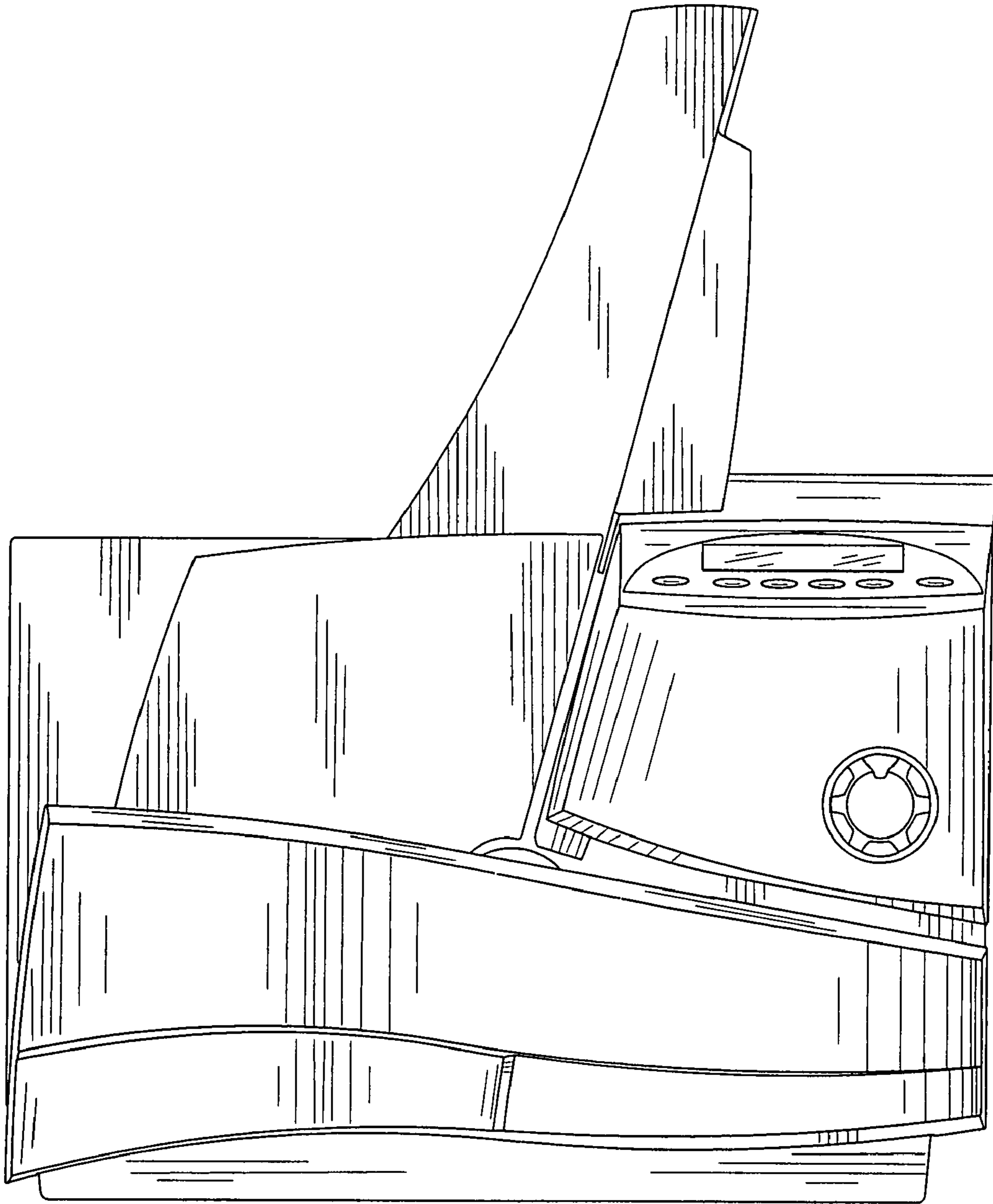


FIG. 2



**FIG. 3**

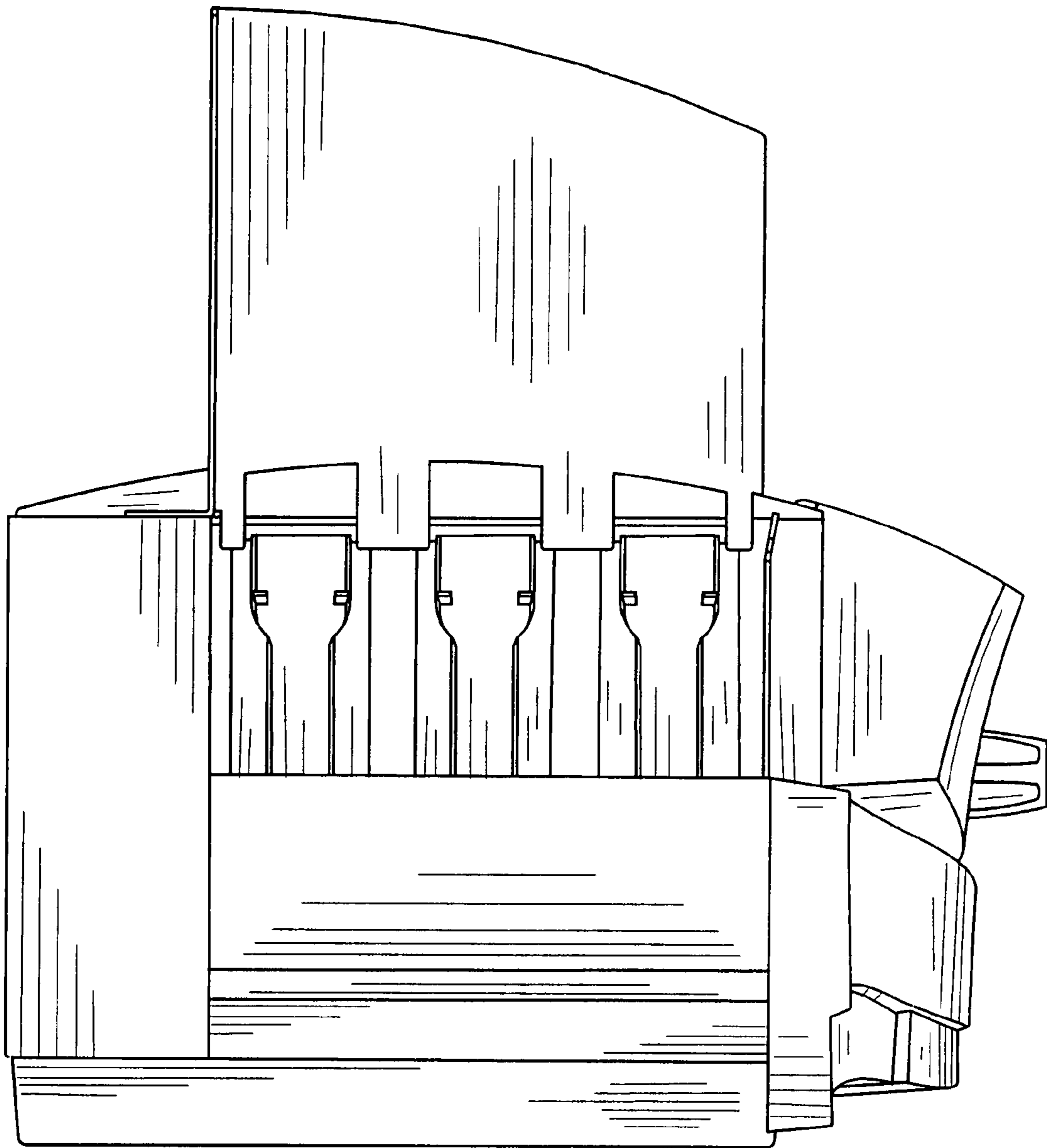


FIG. 4




FIG. 5




FIG. 6