



US00D576659S

(12) **United States Design Patent**  
**Bevirt**

(10) **Patent No.:** **US D576,659 S**

(45) **Date of Patent:** **\*\* Sep. 9, 2008**

(54) **CLIP ATTACHMENT FOR A TRIPOD**

6,739,559 B2 \* 5/2004 Nakatani ..... 248/187.1  
7,185,862 B1 \* 3/2007 Yang ..... 248/187.1

(75) Inventor: **Joeben Bevirt**, Santa Cruz, CA (US)

\* cited by examiner

(73) Assignee: **Joby Photo, Inc.**, San Francisco, CA (US)

*Primary Examiner*—Adir Aronovich

(74) *Attorney, Agent, or Firm*—Michael A. Guth

(\*\*) Term: **14 Years**

(57) **CLAIM**

(21) Appl. No.: **29/270,926**

The ornamental design for a clip attachment for a tripod, as shown and described.

(22) Filed: **Jan. 5, 2007**

(51) **LOC (8) Cl.** ..... **16-05**

(52) **U.S. Cl.** ..... **D16/245**

(58) **Field of Classification Search** ..... D16/237,  
D16/242, 244, 245; 248/177.1, 187.1; 348/373,  
348/375; 396/419, 420, 428  
See application file for complete search history.

**DESCRIPTION**

FIG. 1 is a bottom plan view of a clip attachment for a tripod showing my new design;

FIG. 2 is a rear elevational view thereof;

FIG. 3 is a top plan view rotated 180° from that shown in FIG. 1;

FIG. 4 is a right side elevational view thereof, the undisclosed left side being a mirror image; and,

FIG. 5 is a front elevational view thereof.

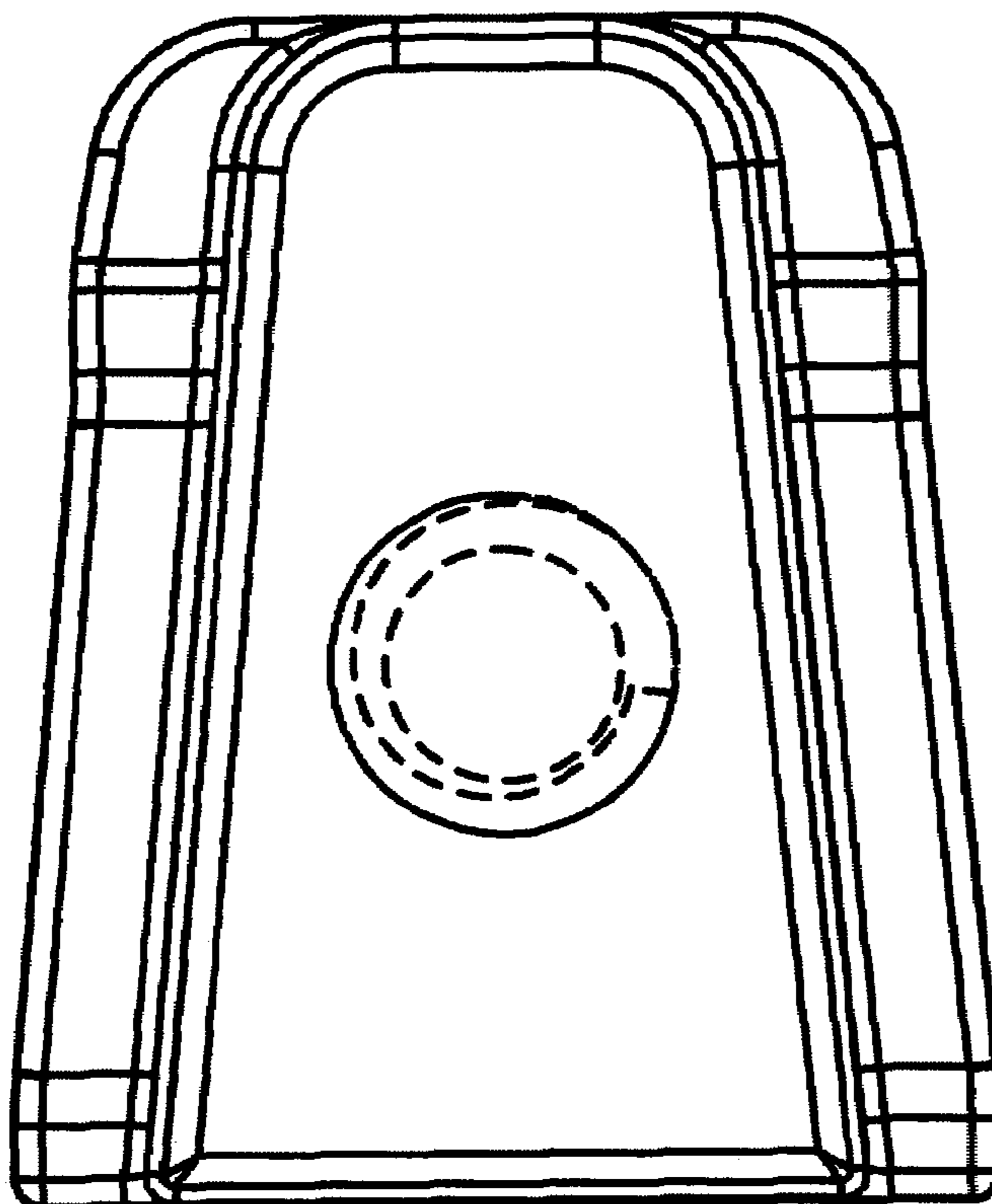
The portions in broken lines are shown to illustrate environment only and form no part of the claimed design.

(56) **References Cited**

**U.S. PATENT DOCUMENTS**

D150,504 S *	8/1948	Kinnard	.....	D16/244
4,016,583 A *	4/1977	Yeates	.....	396/420
D327,085 S *	6/1992	Miyauchi	.....	D16/245
5,738,328 A *	4/1998	O’Farrill	.....	248/181.1
6,196,504 B1 *	3/2001	Lemke	.....	396/428

**1 Claim, 5 Drawing Sheets**



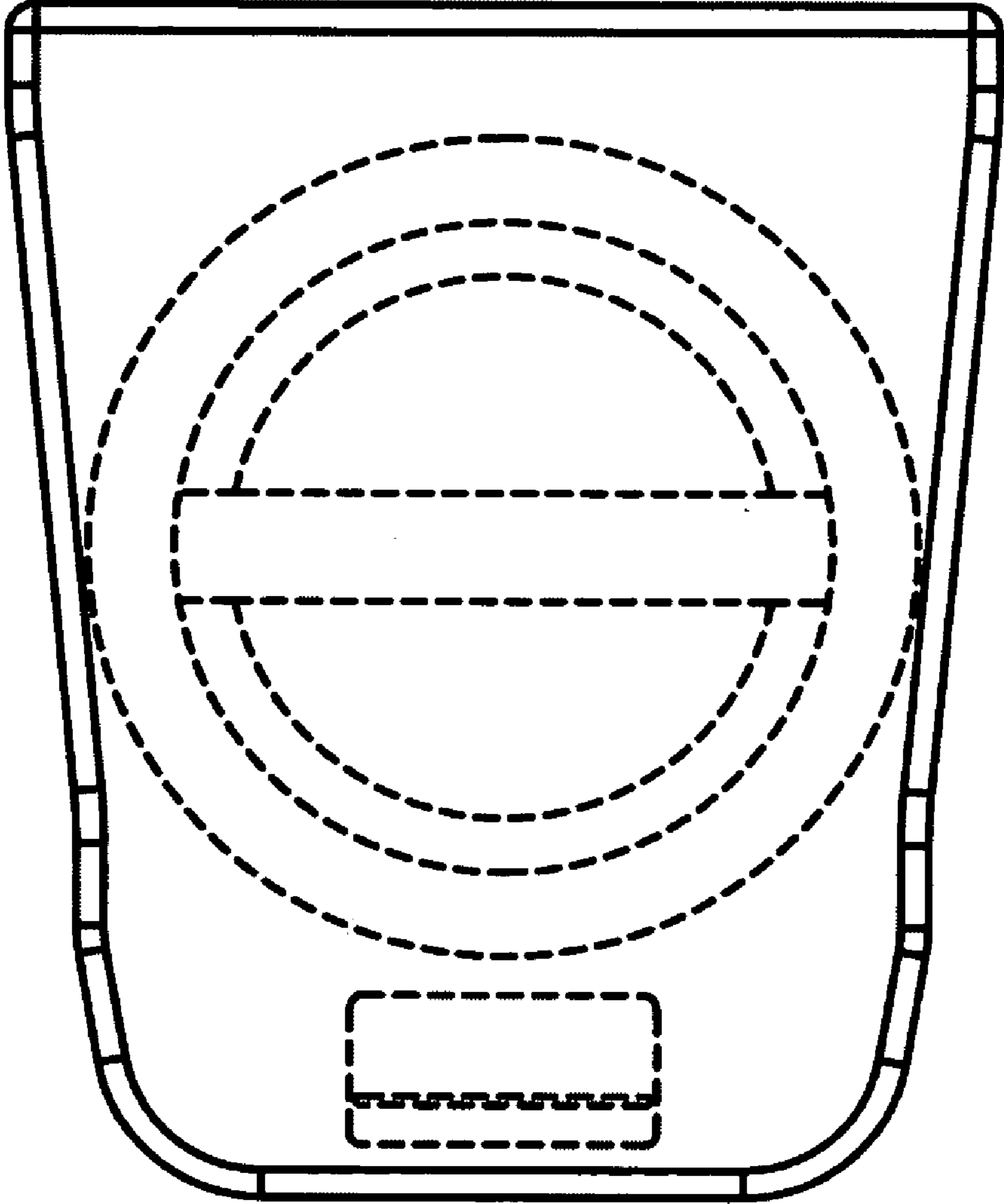


FIGURE 1




FIGURE 2

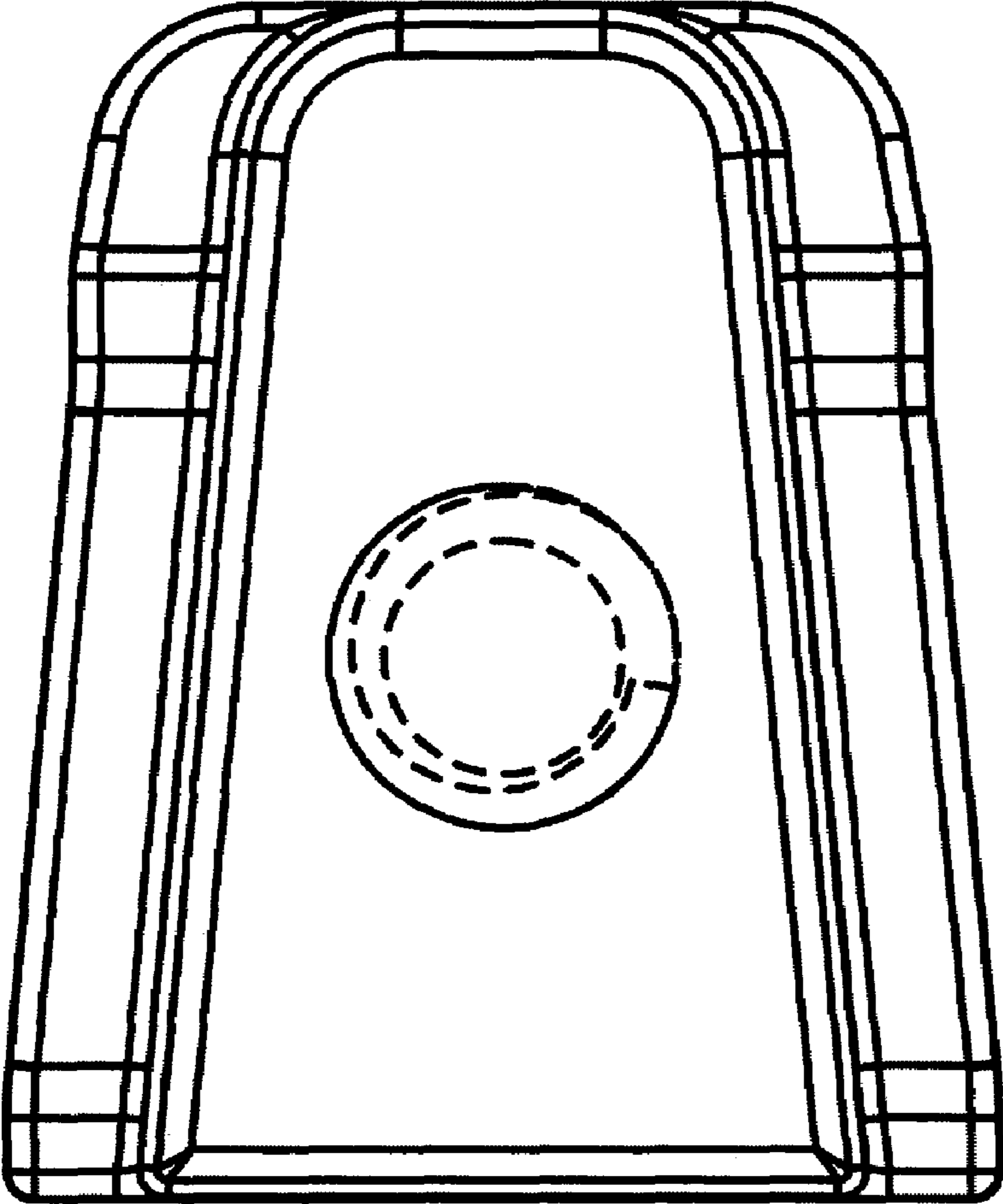


FIGURE 3




FIGURE 4




FIGURE 5