



US00D576637S

(12) **United States Design Patent**
Gofman et al.

(10) **Patent No.:** **US D576,637 S**

(45) **Date of Patent:** **** Sep. 9, 2008**

(54) **PORTABLE AUDIO PLAYER**

(75) Inventors: **Daniel Lionel Gofman**, Hollywood, FL (US); **Garry Gofman**, Hollywood, FL (US)

(73) Assignee: **Augen Electronics Corp.**, Hollywood, FL (US)

(**) Term: **14 Years**

(21) Appl. No.: **29/298,702**

(22) Filed: **Dec. 11, 2007**

(51) **LOC (8) Cl.** **14-03**

(52) **U.S. Cl.** **D14/496**; D14/168

(58) **Field of Classification Search** D14/496, D14/401, 435, 474, 483, 217, 137, 138, 160, D14/168; 345/156, 169, 173-179, 905; 715/727-729, 715/864; 710/1, 5, 8; 713/1, 600; 455/11, 455/1.7, 73, 344-347, 93, 95; 370/342-344; 369/1, 2, 6, 12; 463/43-47; 273/148 B

See application file for complete search history.

(56) **References Cited**

U.S. PATENT DOCUMENTS

6,591,085	B1 *	7/2003	Grady	455/42
6,593,914	B1 *	7/2003	Nuovo et al.	345/169
D505,130	S *	5/2005	Yuyama	D14/168
6,977,675	B2 *	12/2005	Kotzin	348/208.2
D533,876	S *	12/2006	Kim	D14/496
D538,820	S	3/2007	Andre et al.	
D539,816	S *	4/2007	Aoki et al.	D14/496
D541,297	S	4/2007	Andre et al.	

D541,298	S	4/2007	Andre et al.	
D541,299	S	4/2007	Andre et al.	
D542,306	S	5/2007	Andre et al.	
D542,808	S	5/2007	Andre et al.	
D547,331	S *	7/2007	Jung et al.	D14/496
D548,744	S	8/2007	Andre et al.	
D548,745	S	8/2007	Andre et al.	
D548,746	S	8/2007	Andre et al.	
D548,747	S	8/2007	Andre et al.	
D549,237	S	8/2007	Andre et al.	
D553,640	S *	10/2007	Kimura et al.	D14/496
7,281,214	B2 *	10/2007	Fadell	715/745
D557,243	S *	12/2007	Kim et al.	D14/138
D562,346	S *	2/2008	Lee	D14/496

* cited by examiner

Primary Examiner—Prabhakar Deshmukh

(74) *Attorney, Agent, or Firm*—Christopher & Weisberg, P.A.

(57) **CLAIM**

The ornamental design for a portable audio player, as shown.

DESCRIPTION

FIG. 1 is front perspective view of a portable audio player in accordance with the present invention;

FIG. 2 is a top view thereof;

FIG. 3 is a bottom view thereof;

FIG. 4 is a left side view thereof;

FIG. 5 is a right side view thereof;

FIG. 6 is a front view thereof; and,

FIG. 7 is a rear view thereof.

1 Claim, 5 Drawing Sheets





FIG. 1

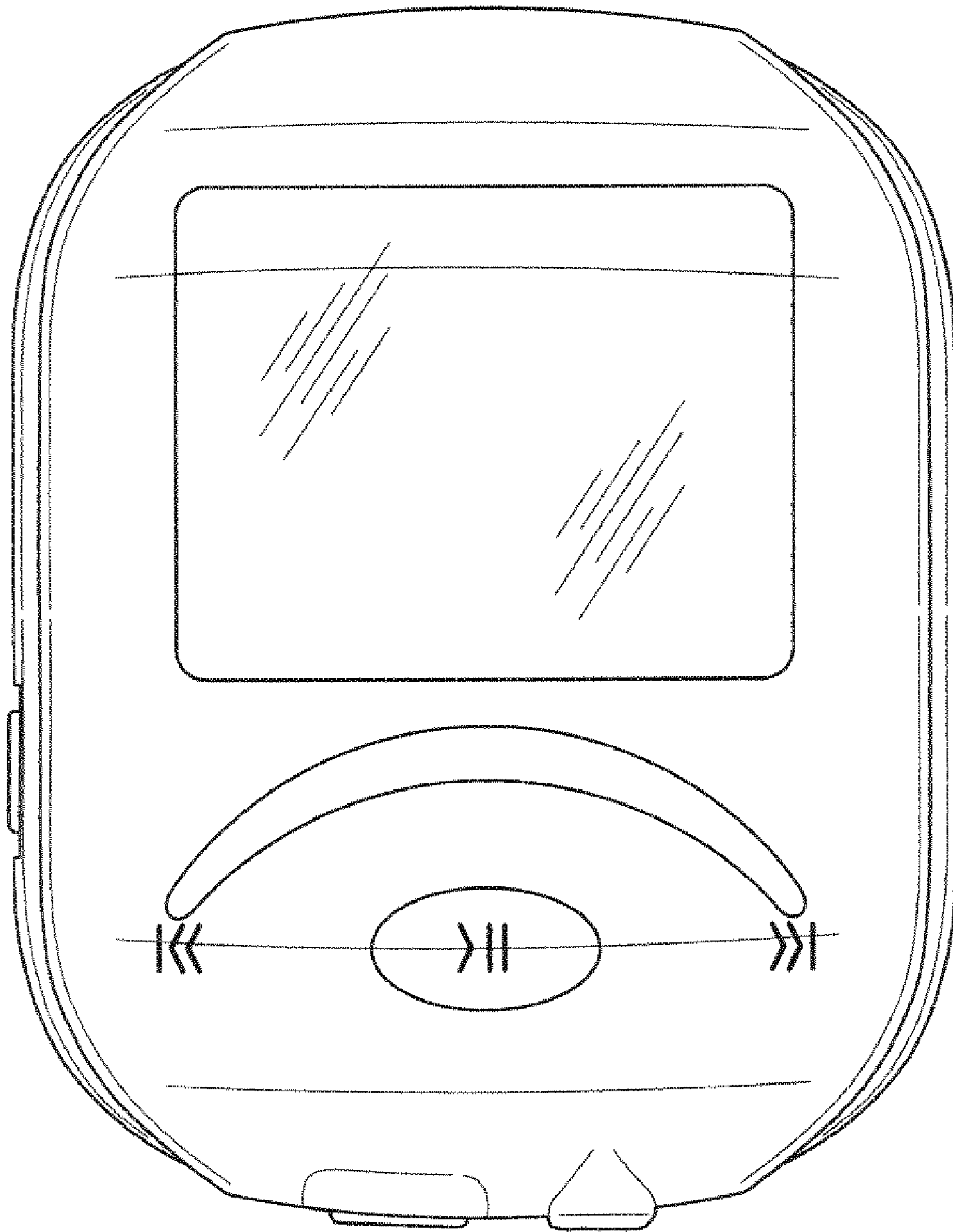


FIG. 2




FIG. 3

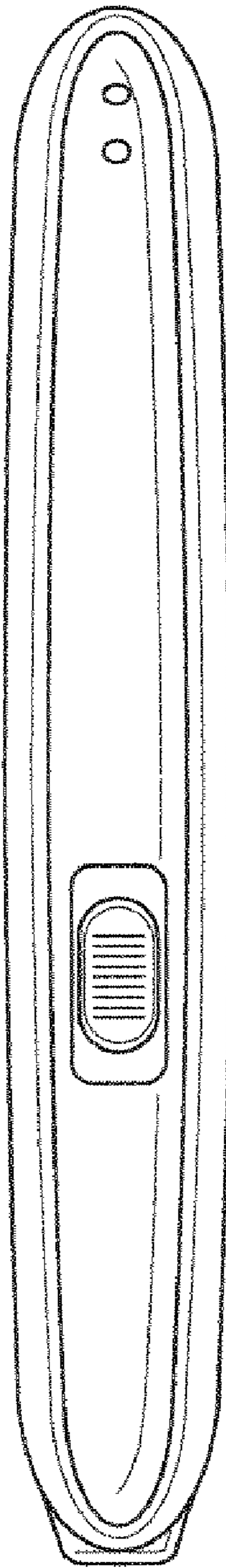


FIG. 4




FIG. 5

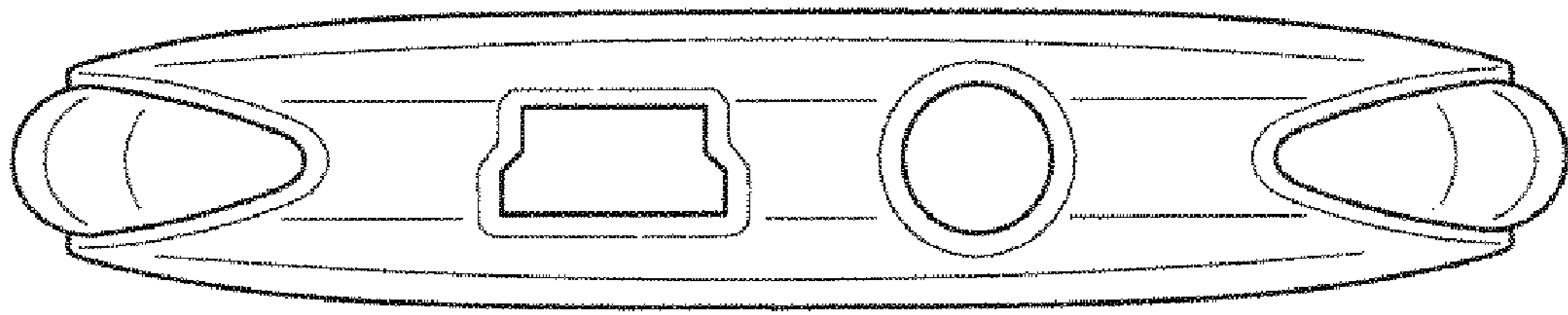


FIG. 6




FIG. 7