



US00D576635S

(12) **United States Design Patent**
Nathan et al.

(10) **Patent No.:** **US D576,635 S**
(45) **Date of Patent:** **** Sep. 9, 2008**

(54) **PORTION OF A DISPLAY SCREEN SHOWING A TRANSITIONAL USER INTERFACE**

(75) Inventors: **Adam Nathan**, Redmond, WA (US);
Timothy Rice, Bellevue, WA (US);
Andy Sterland, Seattle, WA (US);
Michael Leonard, Lake Stevens, WA (US);
Jeremy Mazner, Seattle, WA (US);
John Montgomery, Seattle, WA (US)

(73) Assignee: **Microsoft Corporation**, Redmond, WA (US)

(**) Term: **14 Years**

(21) Appl. No.: **29/298,408**

(22) Filed: **Dec. 5, 2007**

(51) **LOC (8) Cl.** **14-04**

(52) **U.S. Cl.** **D14/488**

(58) **Field of Classification Search** D14/485–495;
715/700–705, 716, 727, 730, 748, 750, 751,
715/760–762, 764, 775–781, 786, 787, 808–810,
715/832–846, 863–867, 973–977
See application file for complete search history.

(56) **References Cited**

U.S. PATENT DOCUMENTS

6,624,826	B1 *	9/2003	Balabanovic	715/727
6,693,652	B1 *	2/2004	Barrus et al.	715/838
D539,810	S *	4/2007	Cummins	D14/489
D540,343	S *	4/2007	Cummins	D14/489
D546,334	S *	7/2007	Seo et al.	D14/485
RE39,830	E *	9/2007	Balabanovic	345/419
D553,635	S *	10/2007	Blencowe	D14/486
D553,636	S *	10/2007	Blencowe	D14/486

7,296,243	B2 *	11/2007	Lira	715/799
D561,776	S *	2/2008	Jung et al.	D14/486
7,376,284	B2 *	5/2008	Tao et al.	382/285
2008/0013860	A1 *	1/2008	Blanco	382/285

* cited by examiner

Primary Examiner—Cathron Brooks
Assistant Examiner—Deanna Fluegeman
(74) *Attorney, Agent, or Firm*—Banner & Witcoff, Ltd.

(57) **CLAIM**

The ornamental design for a portion of a display screen showing a transitional user interface, as shown and described.

DESCRIPTION

FIG. 1 illustrates a first state of a transitional user interface showing the new design.

FIG. 2 illustrates a second state thereof.

FIG. 3 illustrates a third state thereof.


FIG. 4 illustrates a fourth state thereof.

FIG. 5 illustrates a fifth state thereof; and,

FIG. 6 illustrates a sixth state thereof.

The appearance of the transitional image sequentially transitions between the images shown in FIGS. 1–6. The process or period in which one image transitions to another image forms no part of the claimed design. The broken lines in the Figure represent unclaimed features and form no part of the claimed design. The broken lines illustrating a portion of a display screen are for illustrative purposes only and form no part of the claimed design. The broken lines illustrating “CONTENT” are for illustrative purposes only and form no part of the claimed design.

1 Claim, 6 Drawing Sheets



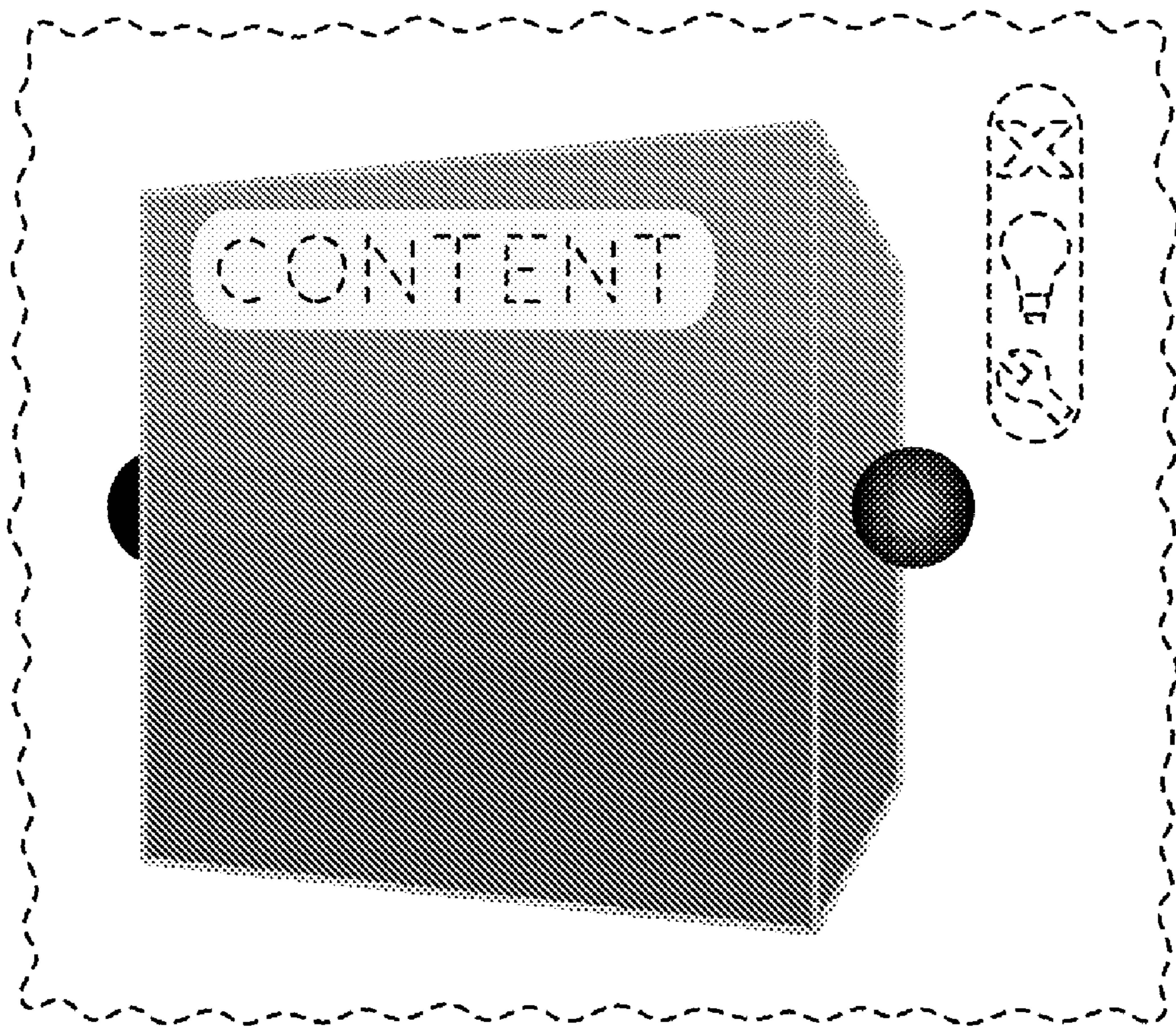


FIG. 1

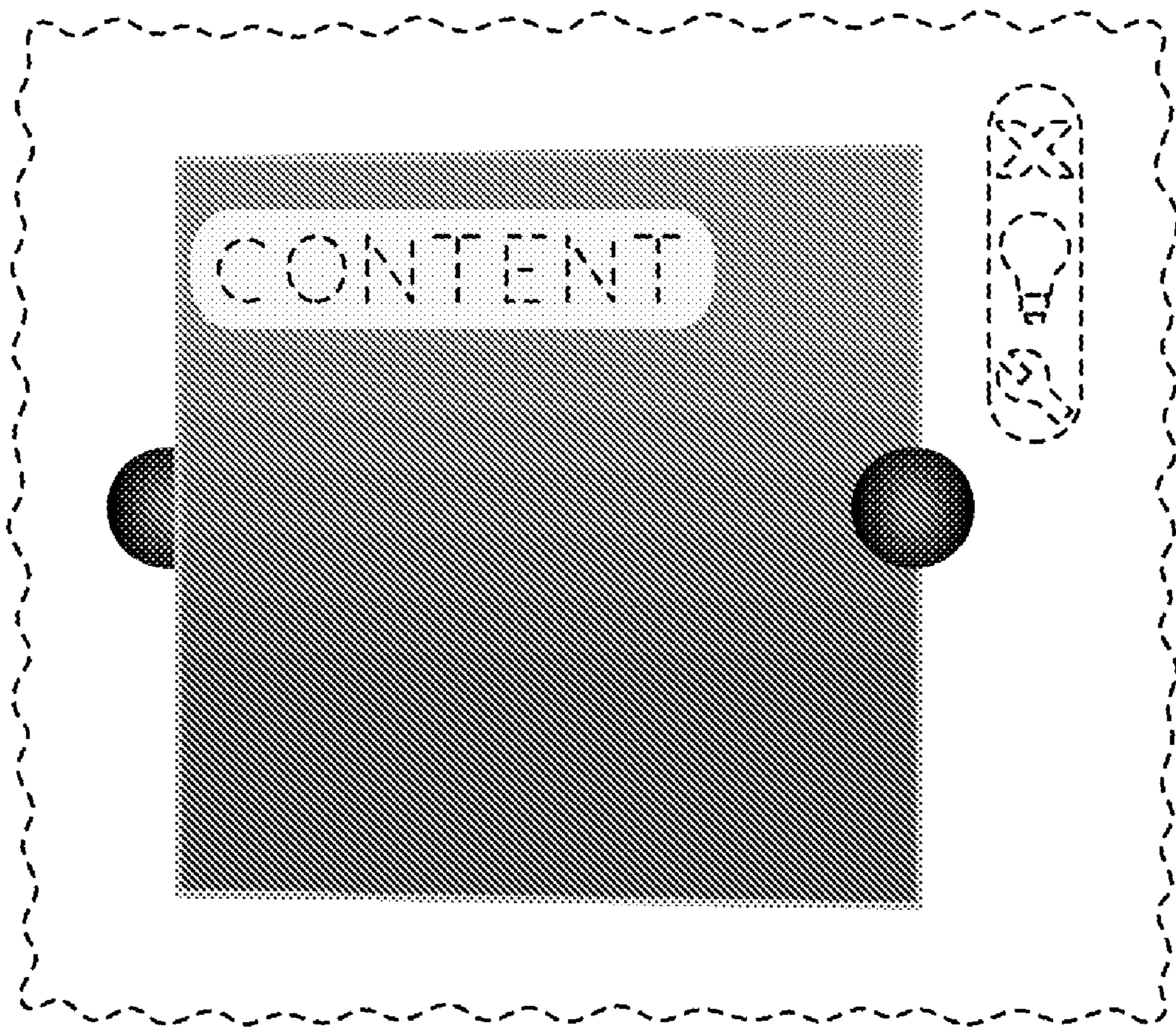


FIG. 2

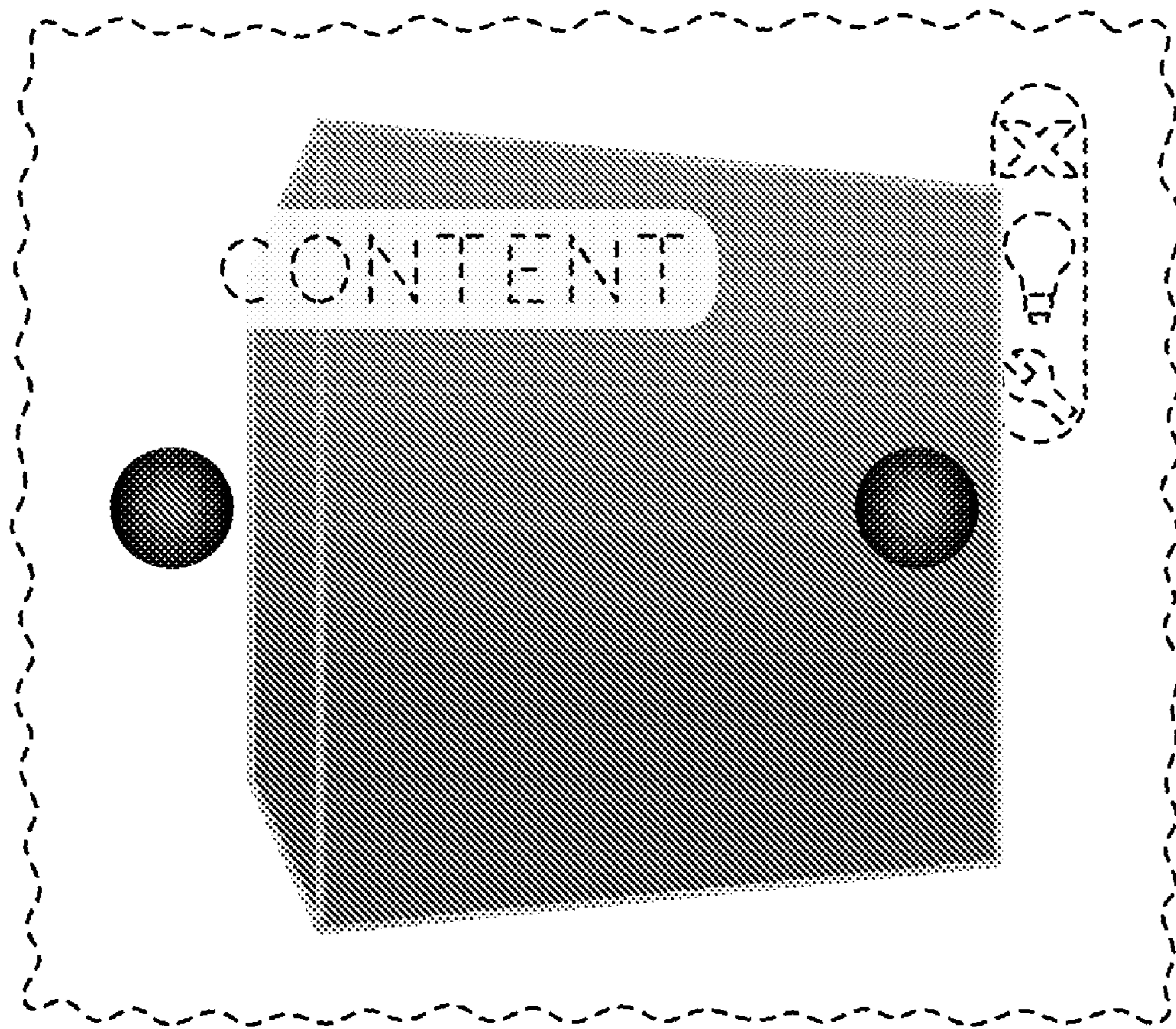


FIG. 3

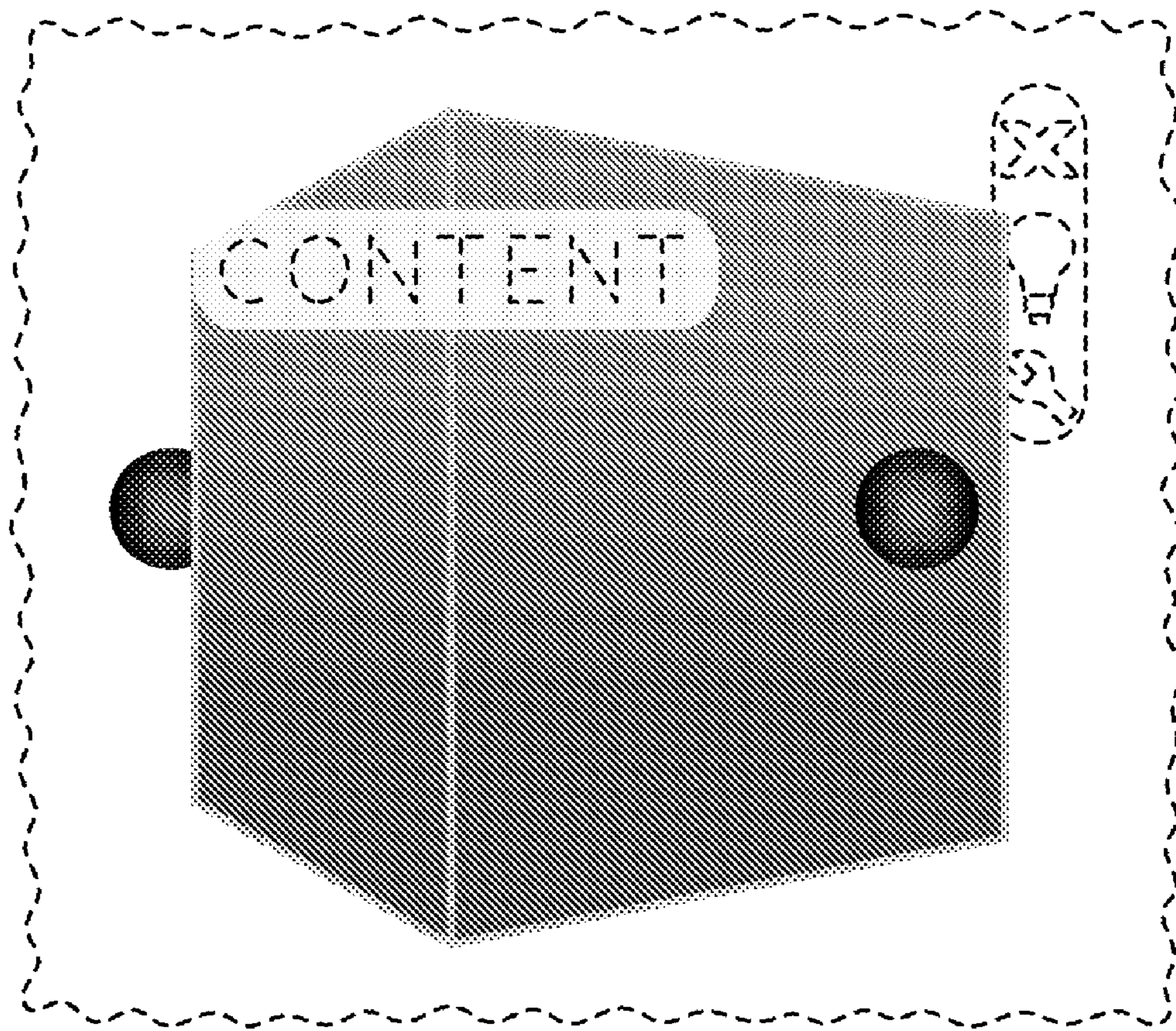


FIG. 4

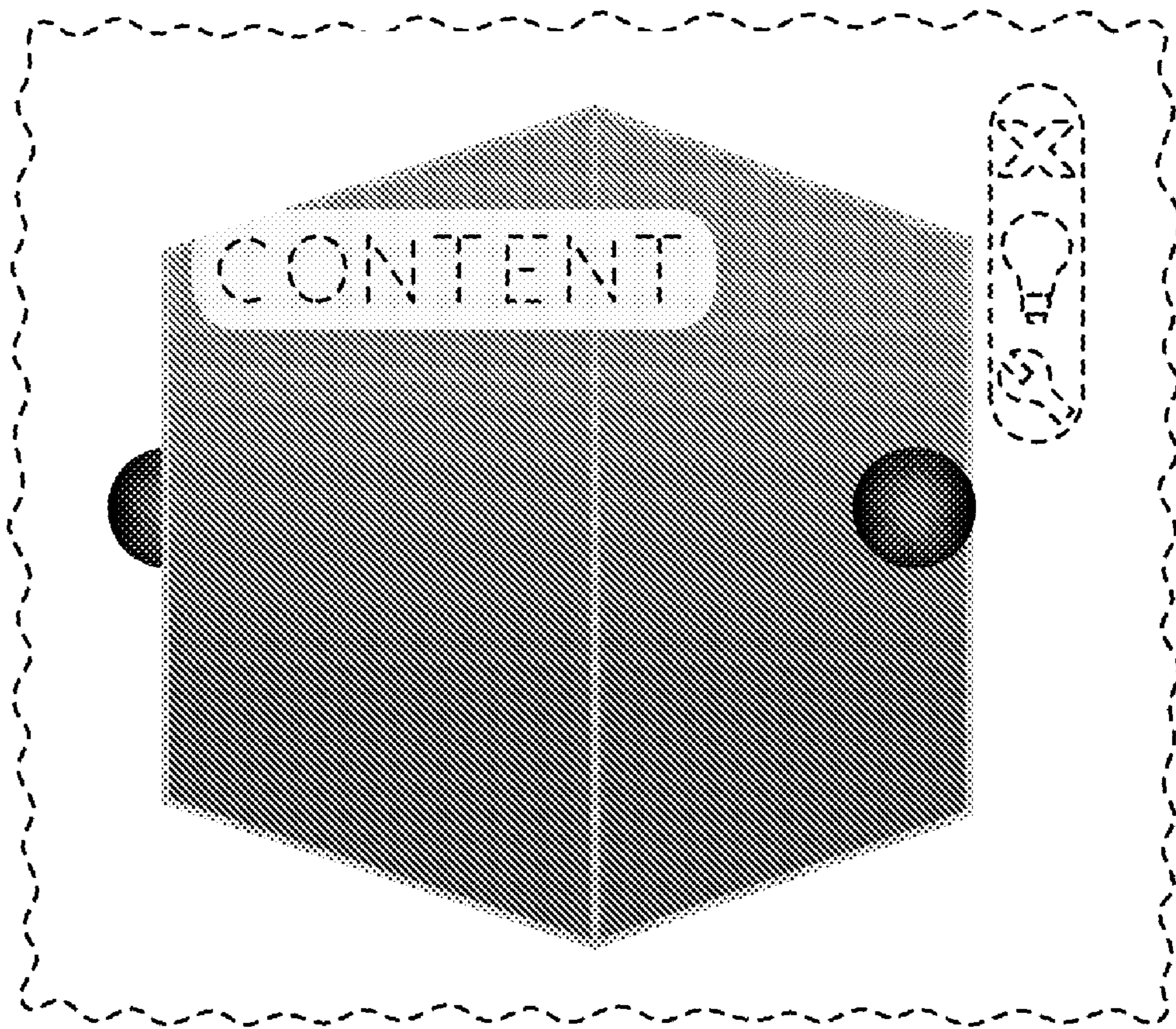


FIG. 5

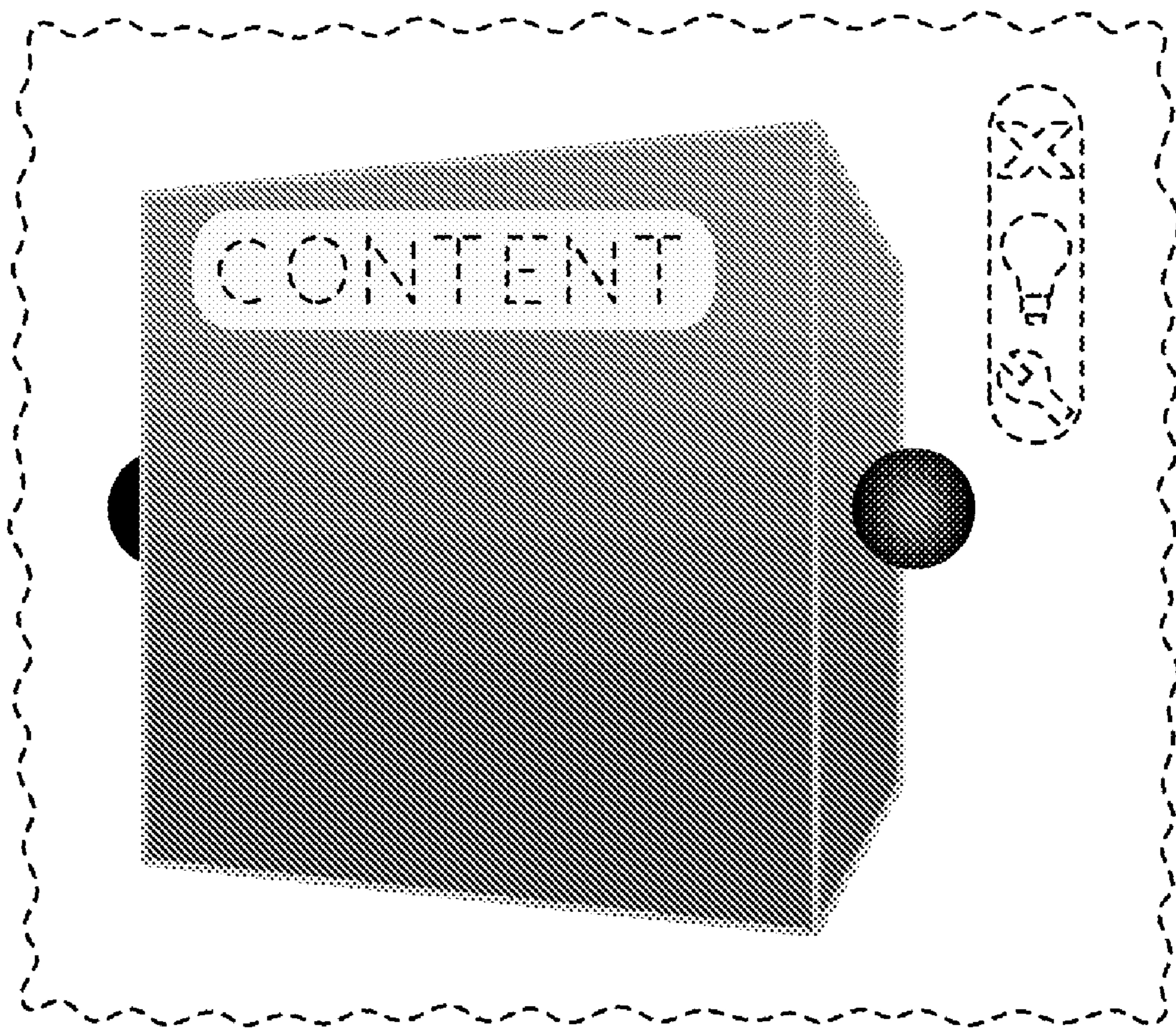


FIG. 6