



US00D576634S

(12) **United States Design Patent**
Clark et al.

(10) **Patent No.:** **US D576,634 S**
(45) **Date of Patent:** **** Sep. 9, 2008**

(54) **GRAPHICAL USER INTERFACE FOR A DISPLAY SCREEN**

(75) Inventors: **Jeremy R. Clark**, San Rafael, CA (US);
Justin Velo, San Francisco, CA (US);
Daniel Wabyick, San Francisco, CA (US);
Himgan Wibisono, Berkeley, CA (US)

(73) Assignee: **Adobe Systems Incorporated**, San Jose, CA (US)

(**) Term: **14 Years**

(21) Appl. No.: **29/292,133**

(22) Filed: **Sep. 27, 2007**

(51) **LOC (8) Cl.** **14-04**

(52) **U.S. Cl.** **D14/485**

(58) **Field of Classification Search** D14/485,
D14/486, 487, 488, 489, 490, 491, 492, 493,
D14/494, 495; D19/6; D20/11; 455/457;
715/212, 215, 221, 227, 235, 240, 243, 246,
715/277, 700, 716, 719, 727, 728, 730, 748,
715/750, 753, 756, 759, 762, 763, 768, 769,
715/771, 777, 779, 780, 781, 792, 793, 799,
715/800, 808, 809, 810, 825, 834, 835, 837,
715/840, 841, 842, 843, 846, 848, 851, 859,
715/860, 861, 864, 962, 964, 968, 969, 975;
345/440.2, 442, 22, 24, 902

See application file for complete search history.

(56) **References Cited**

U.S. PATENT DOCUMENTS

6,025,844 A * 2/2000 Parsons 715/805
D427,202 S 6/2000 Chatfield et al.
D427,574 S 7/2000 Sawada et al.
D437,858 S 2/2001 Yasui et al.
D443,597 S 6/2001 Coleman

D474,778 S * 5/2003 Barnes D14/486
D475,063 S * 5/2003 Horie D14/486
D500,765 S 1/2005 Wasko
D513,511 S * 1/2006 Decombe D14/486
7,047,490 B1 * 5/2006 Markovic et al. 715/234
D528,556 S * 9/2006 Decombe D14/486
D570,358 S * 6/2008 Anastasopoulos et al. .. D14/485
2004/0064510 A1 * 4/2004 Ooi et al. 709/205
2005/0076297 A1 * 4/2005 Tanaka et al. 715/526
2006/0200737 A1 * 9/2006 Nagatomo 715/500
2007/0174383 A1 * 7/2007 Denoix et al. 709/200
2007/0266309 A1 * 11/2007 Sellman 715/513
2008/0109725 A1 * 5/2008 Lee et al. 715/716

* cited by examiner

Primary Examiner—Jennifer Rivard

Assistant Examiner—Angela J Lee

(74) *Attorney, Agent, or Firm*—Robert C. Kowert;
Meyertons, Hood, Kivlin, Kowert & Goetzl, P.C.

(57) **CLAIM**

The ornamental design for a graphical user interface for a display screen, as shown and described.

DESCRIPTION

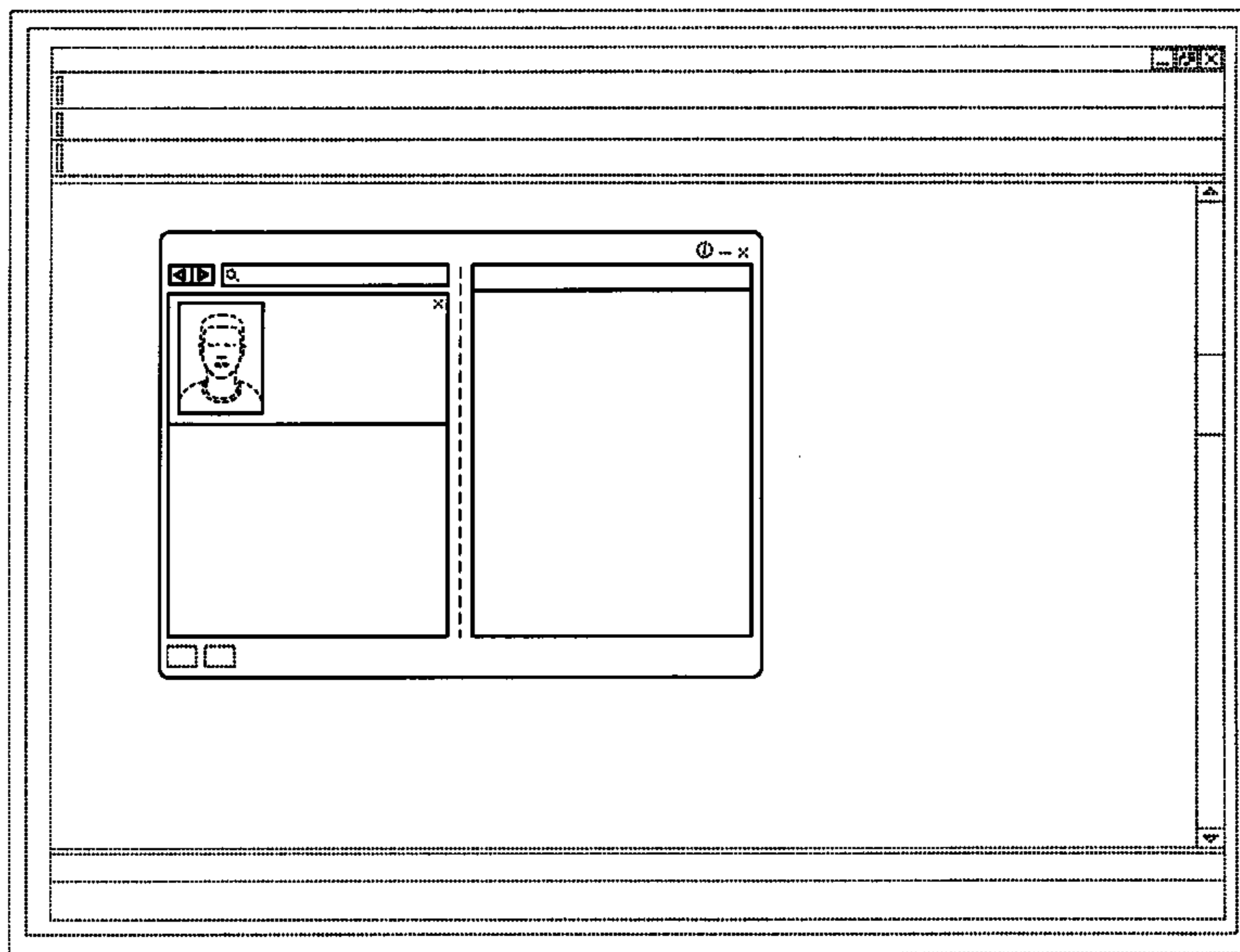
FIG. 1 is a front view of a graphical user interface for a display screen.

FIG. 2 is a front view of a graphical user interface for a display screen, but without the display screen shown in broken line for ease of illustration; and,

FIG. 3 is a front view of a graphical user interface for a display screen shown without broken lines for ease of illustration.

The broken line showing of a display screen in FIG. 1 is included for the purpose of illustrating environmental structure and forms no part of the claimed design. The broken line showing of portions of the graphical user interface for a display screen form no part of the claimed design.

1 Claim, 3 Drawing Sheets






FIG. 1

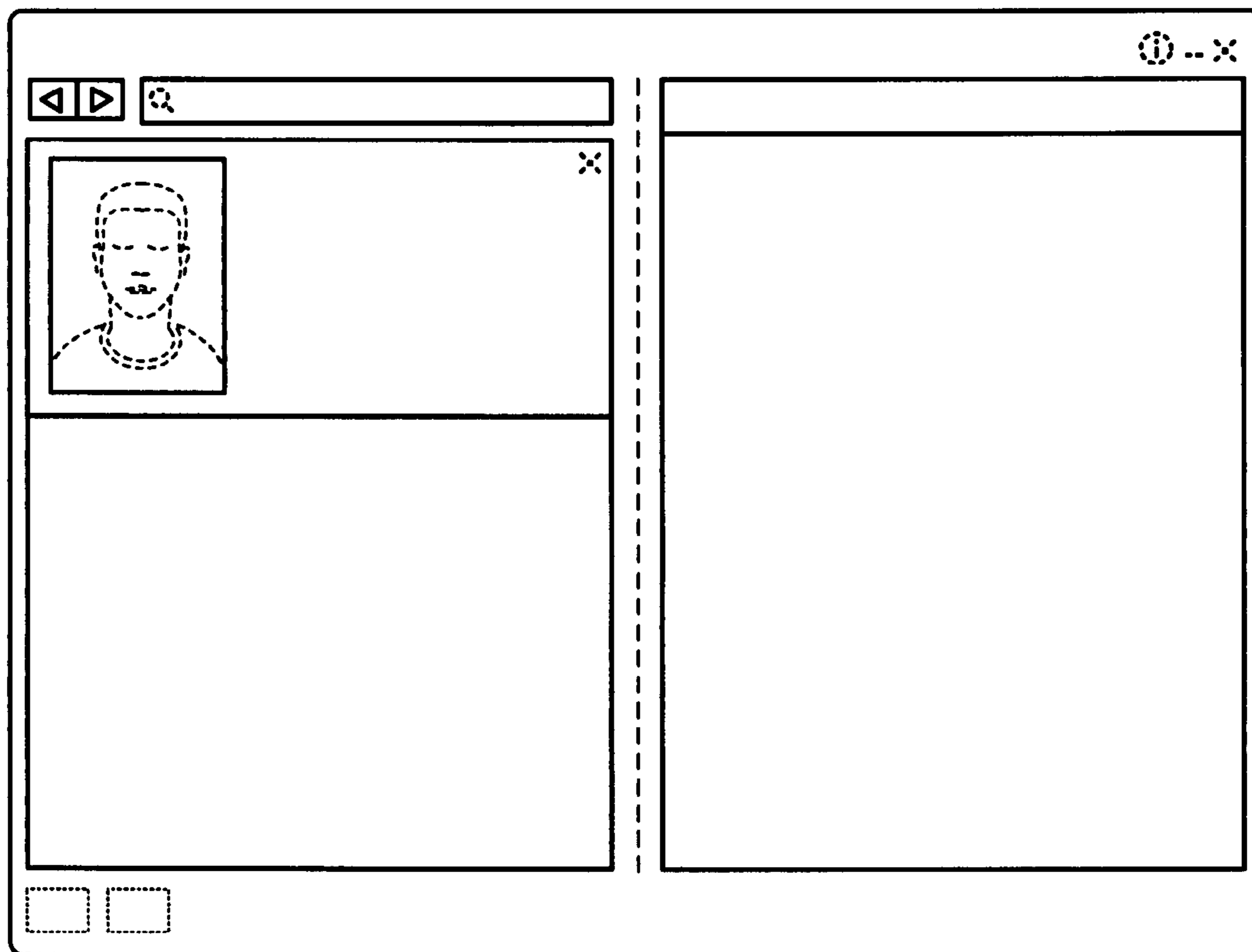


FIG. 2

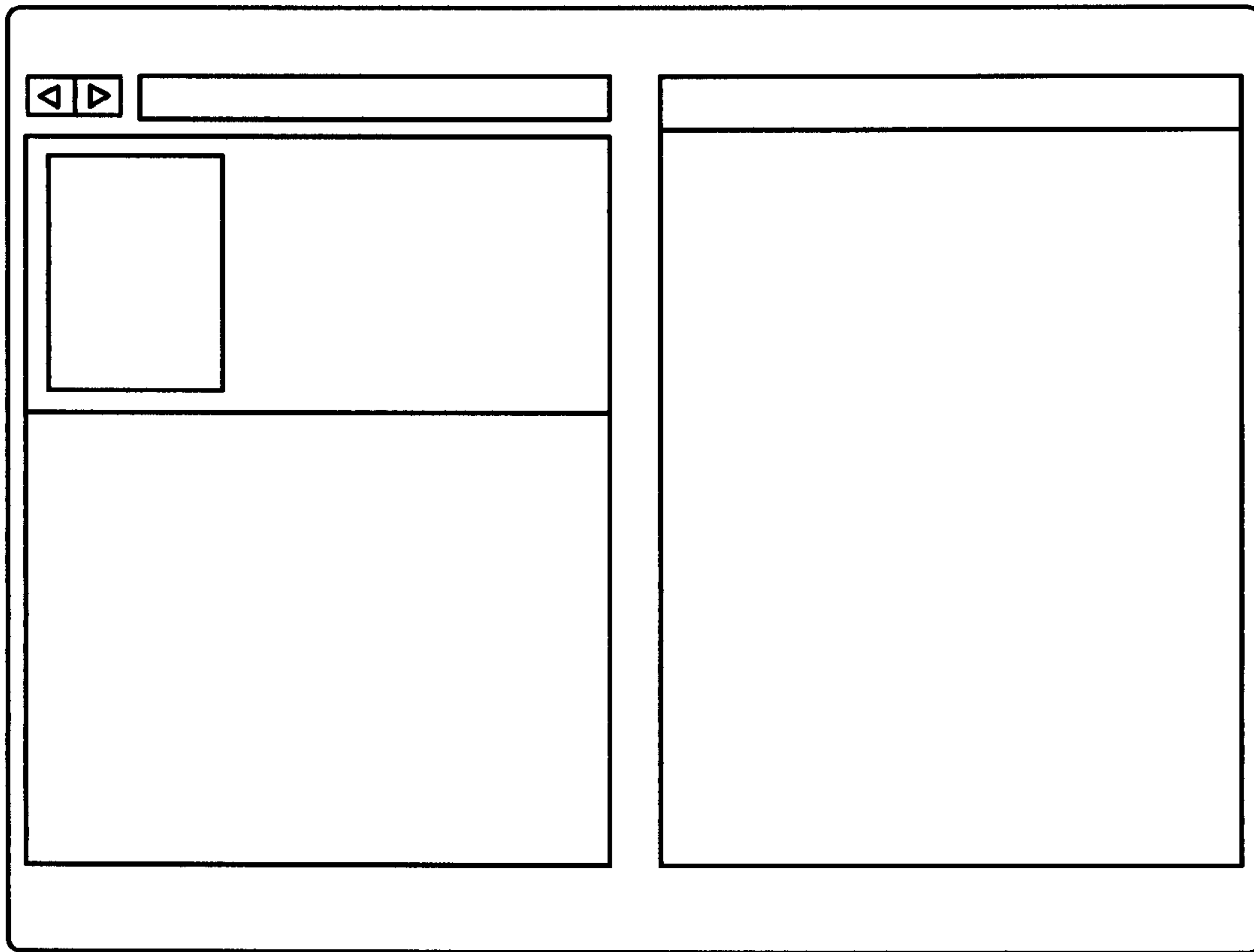


FIG. 3