

US00D576619S

(12) **United States Design Patent**
Udagawa et al.

(10) **Patent No.:** **US D576,619 S**
(45) **Date of Patent:** **** Sep. 9, 2008**

(54) **WIRELESS ADAPTER WITH ILLUMINATED PORTION**

7,214,075 B2 * 5/2007 He et al. 439/136
7,275,941 B1 * 10/2007 Bushby 439/133
D555,158 S * 11/2007 Lo D14/356

(75) Inventors: **Masamichi Udagawa**, New York, NY (US); **Sigrid Moeslinger**, New York, NY (US)

OTHER PUBLICATIONS

USB—SlashGear, p. 4 [online] Feb. 11, 2007 [retrieved on Nov. 14, 2007]. Retrieved from the Internet<URL: <http://www.slashgear.com/tags/USB/p./14>>.*

(73) Assignee: **Microsoft Corporation**, Redmond, WA (US)

* cited by examiner

(**) Term: **14 Years**

Primary Examiner—Robin V. Webster
Assistant Examiner—Karen E Kearney

(21) Appl. No.: **29/247,554**

(74) *Attorney, Agent, or Firm*—Banner & Witcoff, Ltd.

(22) Filed: **Jun. 26, 2006**

(57) **CLAIM**

(51) **LOC (8) Cl.** **14-02**

The ornamental design for a wireless adapter with illuminated portion, as shown and described.

(52) **U.S. Cl.** **D14/358**

(58) **Field of Classification Search** D14/411,
D14/384–385, 518, 348, 432–436, 299, 167,
D14/402, 242, 356, 358, 496, 156, 240; 455/344;
710/300–301; 361/684–686; 439/518, 139–141,
439/131, 607, 133; 365/63

DESCRIPTION

FIG. 1 is a perspective view of a wireless adapter illuminated portion showing our new design;

See application file for complete search history.

FIG. 2 is a top view thereof;

FIG. 3 is a bottom view thereof;

FIG. 4 is a left side view thereof;

FIG. 5 is a right side thereof;

FIG. 6 is a front view thereof; and,

FIG. 7 is a rear view thereof.

The radiating lines emanating from the racetrack-shaped region in FIGS. 1–7 indicate illumination.

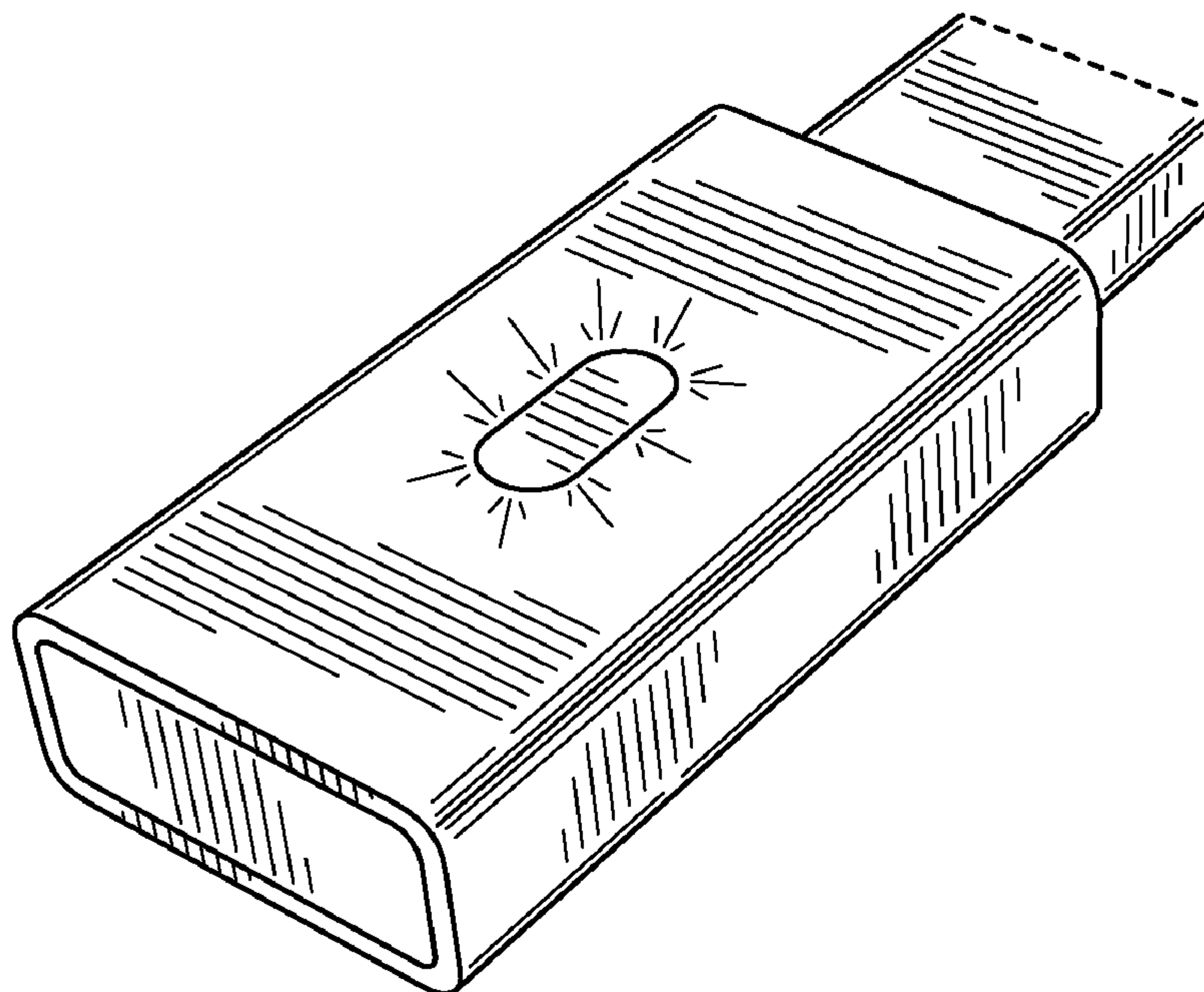
The broken line showing of the edge and the interior of the connector is for the purpose of illustrating unclaimed portions and forms no part of the claimed design.

(56) **References Cited**

U.S. PATENT DOCUMENTS

D364,396 S *	11/1995	Starec et al.	D14/435
D449,615 S *	10/2001	Lloyd	D14/433
D463,426 S *	9/2002	Cheng	D14/356
D470,499 S *	2/2003	Salazar et al.	D14/433
D475,996 S *	6/2003	Skulley	D14/240
6,804,749 B2 *	10/2004	Chien et al.	710/301
D501,485 S *	2/2005	Lian et al.	D14/496
D524,814 S *	7/2006	Kent et al.	D14/433
D530,340 S *	10/2006	Andre et al.	D14/496
D543,545 S *	5/2007	Fisher	D14/402

1 Claim, 2 Drawing Sheets



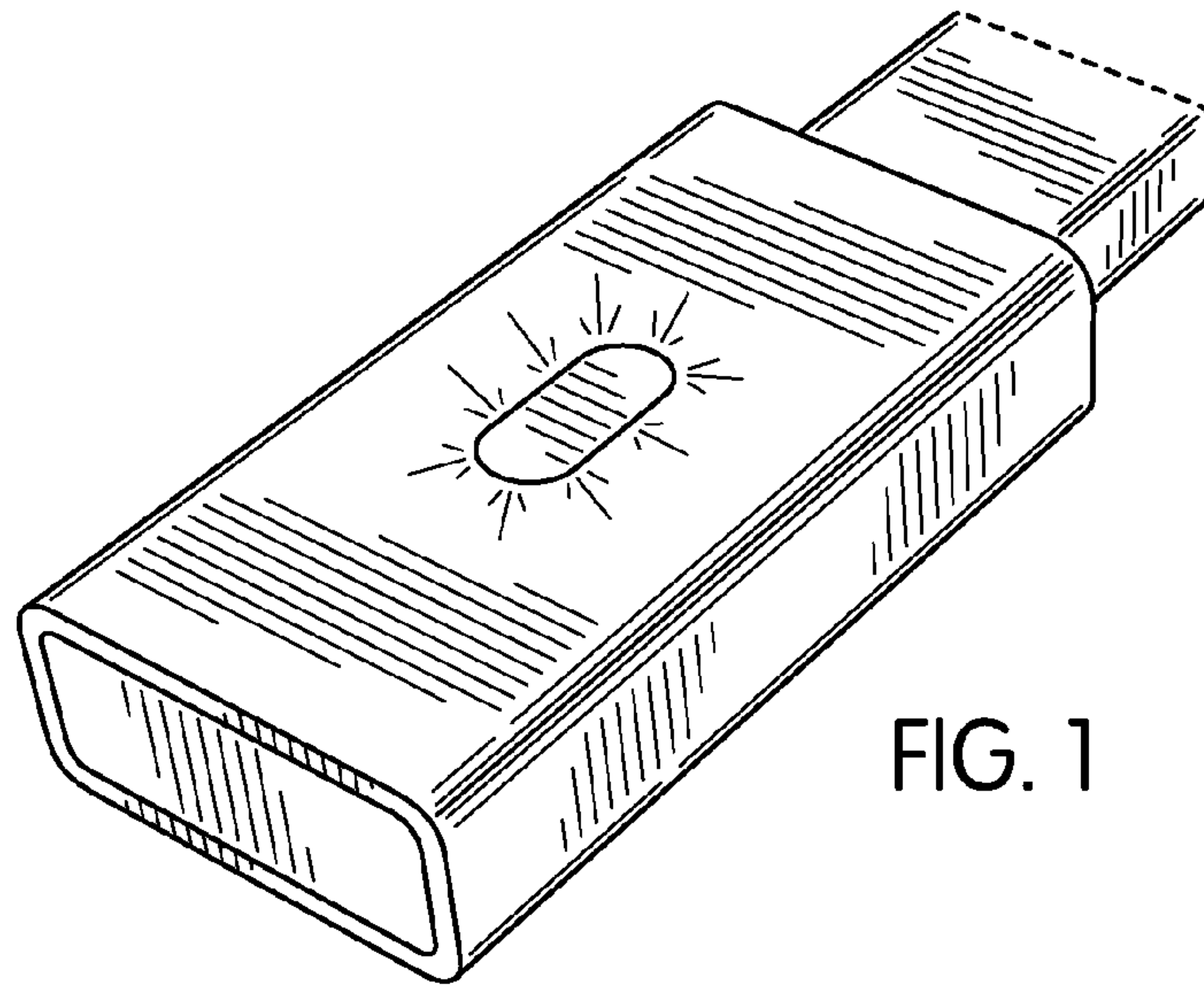


FIG. 1

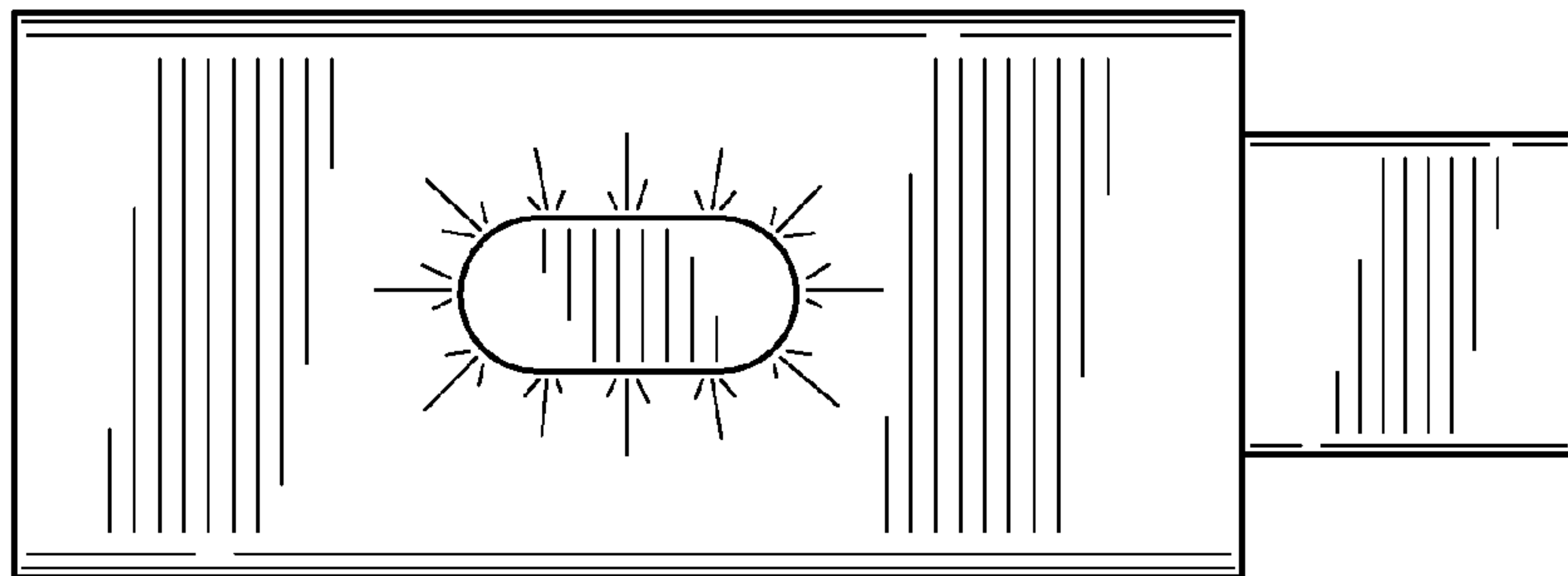


FIG. 2

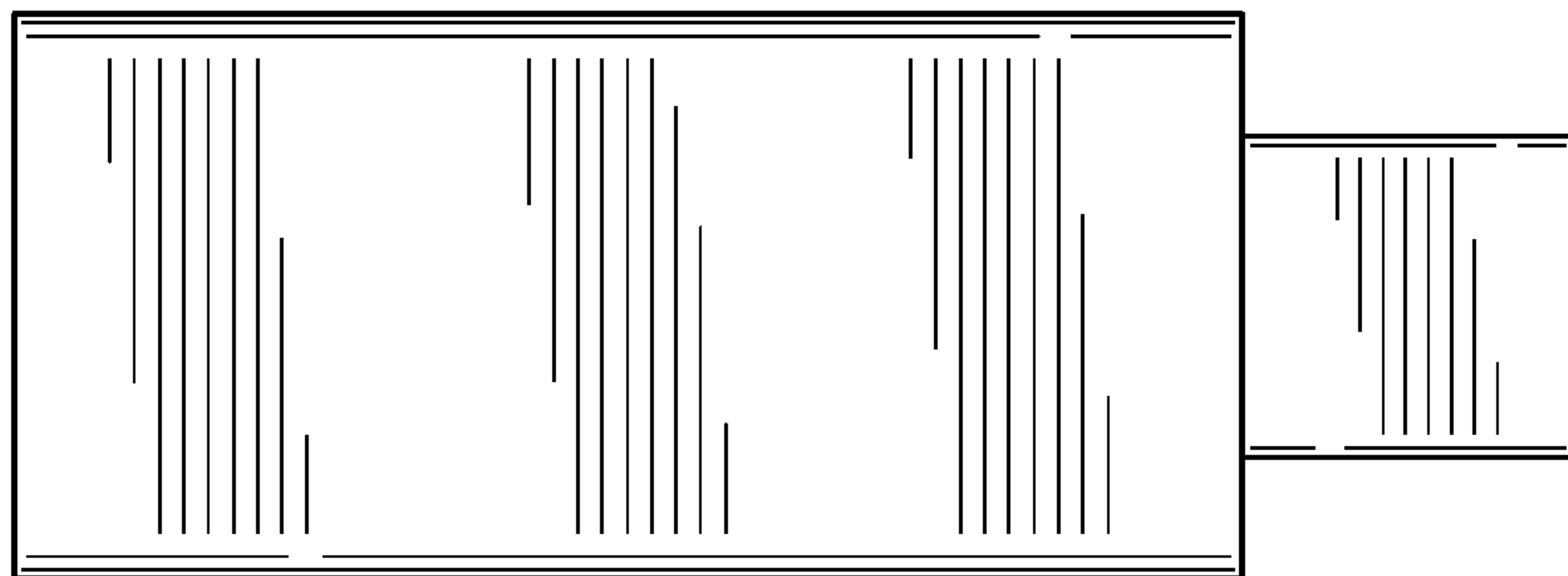


FIG. 3

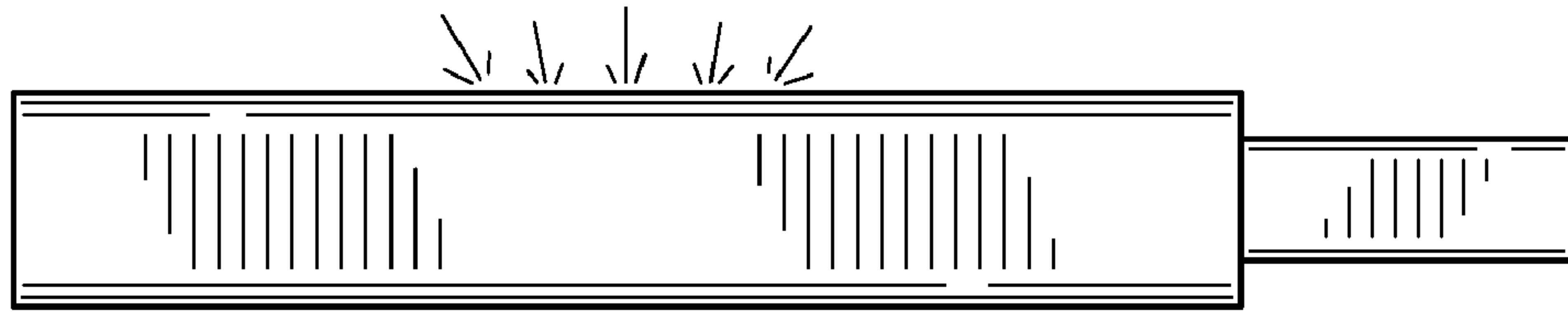


FIG. 4

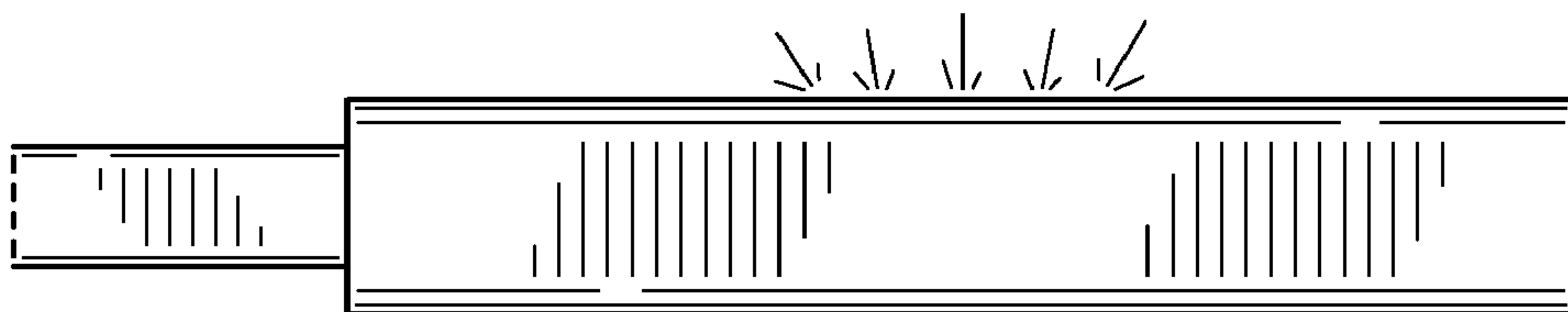


FIG. 5

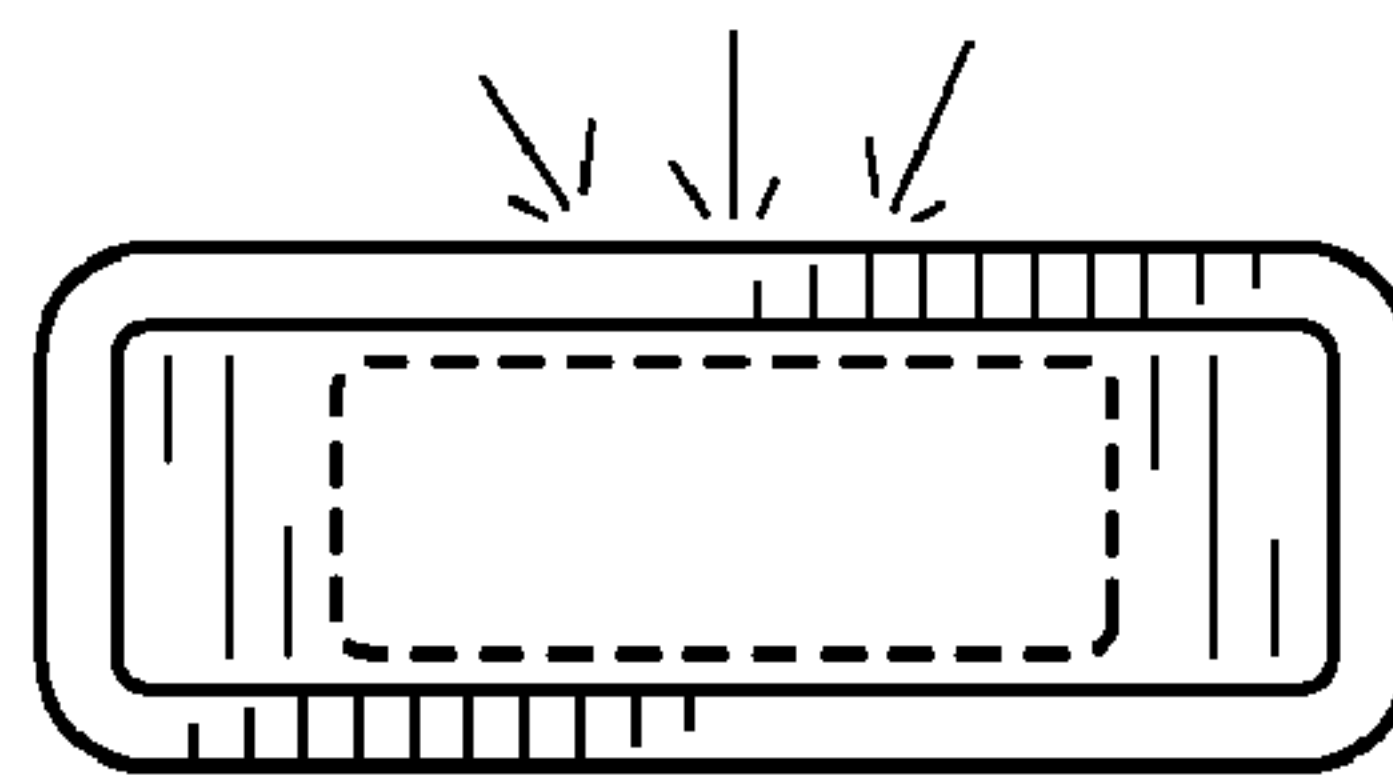


FIG. 6

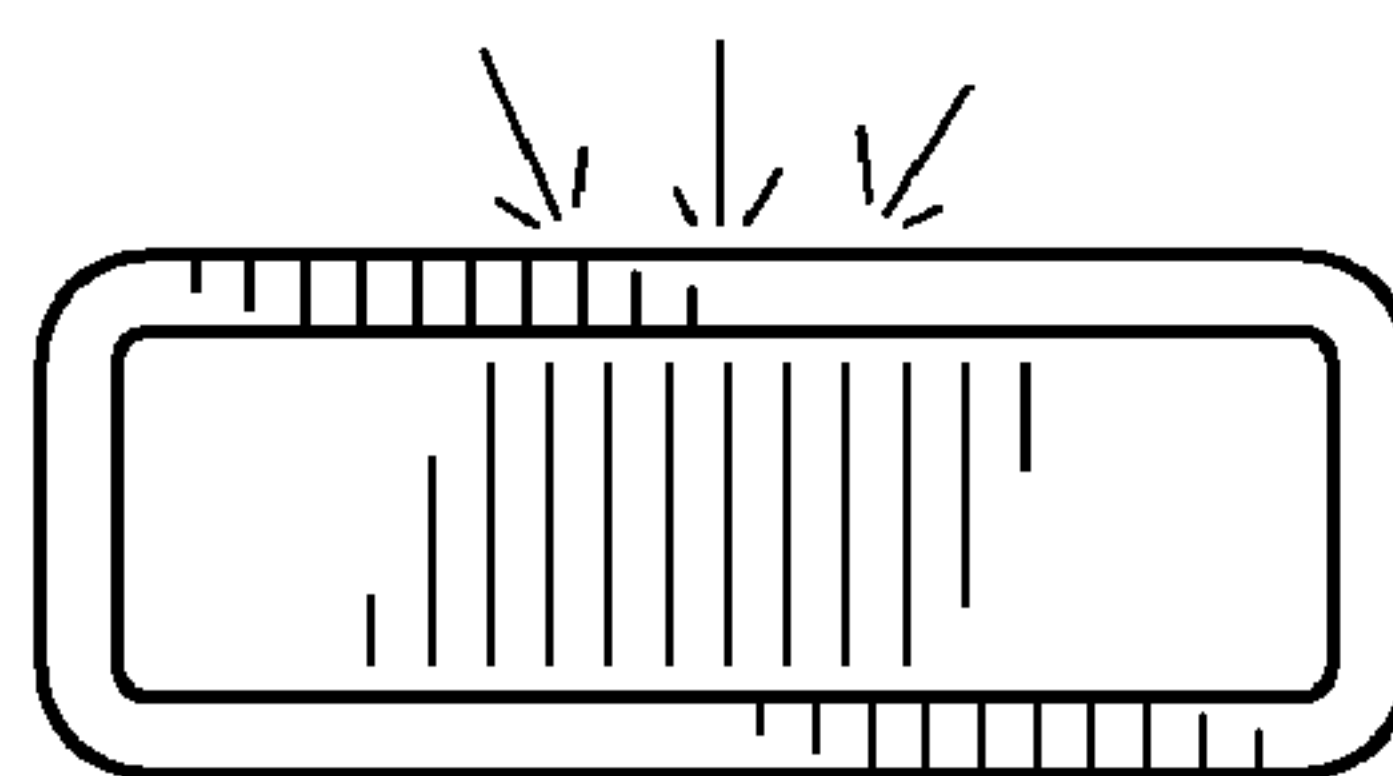


FIG. 7