



US00D576613S

(12) **United States Design Patent**
Okamura

(10) **Patent No.:** **US D576,613 S**
(45) **Date of Patent:** **** Sep. 9, 2008**

(54) **ANTENNA**

(75) **Inventor:** **Shinichiro Okamura, Kyoto (JP)**

(73) **Assignee:** **Omron Corporation, Kyoto (JP)**

(**) **Term:** **14 Years**

(21) **Appl. No.:** **29/242,424**

(22) **Filed:** **Nov. 10, 2005**

(30) **Foreign Application Priority Data**

May 11, 2005	(JP)	2005-013423
May 11, 2005	(JP)	2005-013424
May 11, 2005	(JP)	2005-013425
May 11, 2005	(JP)	2005-013426
May 11, 2005	(JP)	2005-013427

(51) **LOC (8) Cl.** **14-03**

(52) **U.S. Cl.** **D14/230**

(58) **Field of Classification Search** D14/138,
D14/230-238, 299, 358; D12/42, 43; 343/700 MS,
343/700 R-705, 711-713, 741, 748, 767,
343/795, 819, 840, 846, 866, 871-908; 455/90.2,
455/90.3, 91, 128, 269, 344, 347, 562.1
See application file for complete search history.

(56) **References Cited**

U.S. PATENT DOCUMENTS

3,340,760 A * 9/1967 Wormser 411/520

6,140,966 A *	10/2000	Pankinaho	343/700 MS
D487,390 S *	3/2004	Tanaka et al.	D8/354
D505,616 S *	5/2005	Wingerter et al.	D8/383
7,224,312 B2 *	5/2007	Wen et al.	343/700 MS
D562,311 S *	2/2008	Chen et al.	D14/230
7,345,631 B2 *	3/2008	Kim et al.	343/700 MS
7,353,013 B2 *	4/2008	Qi et al.	455/278.1
7,362,274 B1 *	4/2008	Lien	373/700 MS
7,365,693 B2 *	4/2008	Hoshiai et al.	343/711

* cited by examiner

Primary Examiner—Robert M. Spear

Assistant Examiner—John Windmuller

(74) *Attorney, Agent, or Firm*—Harness, Dickey, & Pierce, P.L.C.

(57) **CLAIM**

The ornamental design for an antenna, as shown and described.

DESCRIPTION

FIG. 1 is a front perspective view of an embodiment of an antenna showing our new design;

FIG. 2 is a front elevational view thereof, a rear elevational view being a same image thereof;

FIG. 3 is a top plan view thereof;

FIG. 4 is a bottom view thereof; and,

FIG. 5 is a right side elevational view thereof, a left side elevational view being a same image thereof.

1 Claim, 3 Drawing Sheets




Fig. 1

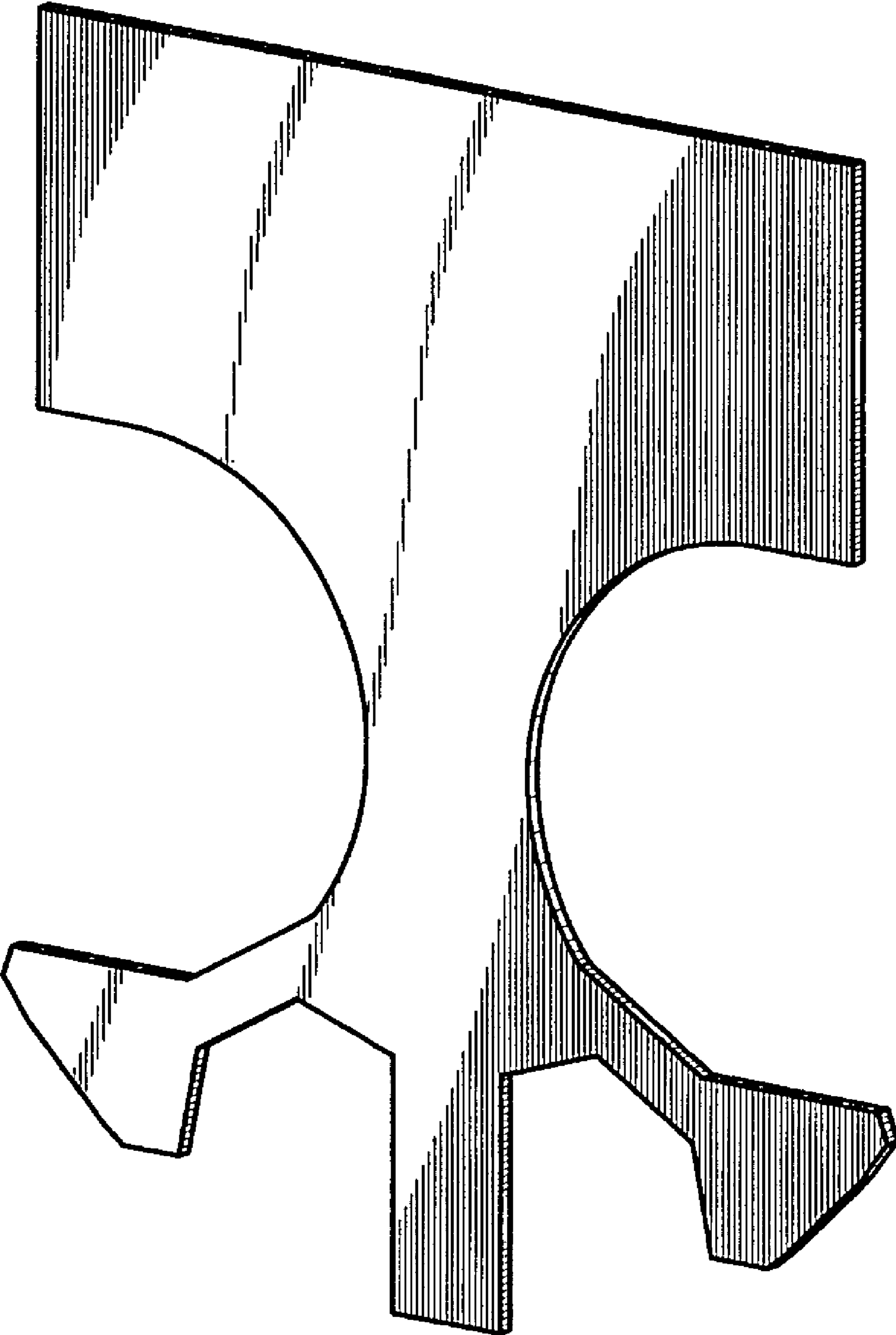


Fig. 2

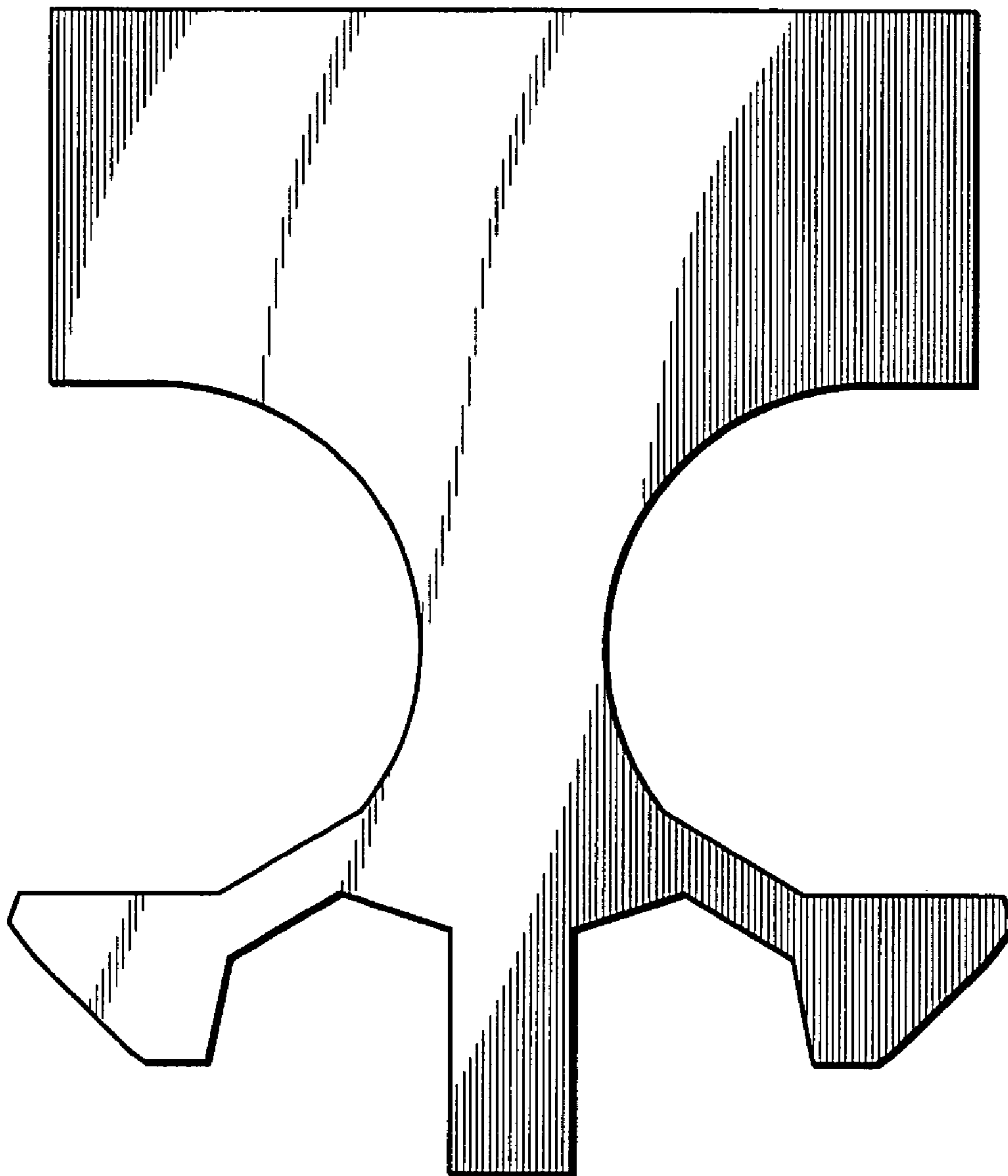


Fig. 3




Fig. 4

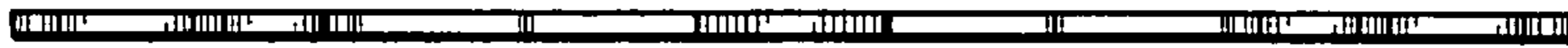


Fig. 5

