



US00D576593S

(12) **United States Design Patent**
Chang et al.

(10) **Patent No.:** **US D576,593 S**
(45) **Date of Patent:** **** Sep. 9, 2008**

(54) **MOBILE PHONE**

(75) Inventors: **Ching-Sung Chang**, Taipei (TW);
David Ho, Taipei (TW); **Steven Tseng**,
Taipei (TW); **Jia Dai**, Taipei (TW)

(73) Assignee: **Inventec Appliances Corp.**, Taipei (TW)

(**) Term: **14 Years**

(21) Appl. No.: **29/287,181**

(22) Filed: **Jul. 6, 2007**

(30) **Foreign Application Priority Data**

Feb. 14, 2007 (TW) 96300989

(51) **LOC (8) Cl.** **14-03**

(52) **U.S. Cl.** **D14/138**

(58) **Field of Classification Search** D14/137-138,
D14/147-148, 156, 218, 247-248, 341-347,
D14/390, 399, 455-456, 496; D16/208;
D21/329, 331, 333, 517; 348/14.01-14.02;
361/814; 379/433.01-433.13; 455/90.3,
455/556.1-556.2, 566, 575.1, 575.3, 575.4;
D13/164, 168; 439/165; 343/702

See application file for complete search history.

(56) **References Cited**

U.S. PATENT DOCUMENTS

D518,821 S * 4/2006 Hawkins et al. D14/346
D548,218 S * 8/2007 Hong et al. D14/138
D552,068 S * 10/2007 Kim et al. D14/138
D554,612 S * 11/2007 Wang D14/138
D554,634 S * 11/2007 Huang D14/341
D555,613 S * 11/2007 Jensfelt D14/138
D556,726 S * 12/2007 Dai D14/138
D559,223 S * 1/2008 Kim et al. D14/138
D563,378 S * 3/2008 Tseng et al. D14/138

D564,482 S * 3/2008 Rihu et al. D14/138
D566,086 S * 4/2008 Hong et al. D14/138
D566,094 S * 4/2008 Kim et al. D14/138
2005/0272484 A1 * 12/2005 Griffin 455/575.1

OTHER PUBLICATIONS

i-mate JAQ3, announced Nov. 2006, <URL:http://www.gsmarena.com/i_mate_jaq3-pictures-1786.php>, retrieved from internet Apr. 22, 2008.*

HTC S630, announced Sep. 2006, <URL:http://www.gsmarena.com/htc_s630-pictures-2040.php>, retrieved from internet Apr. 22, 2008.*

* cited by examiner

Primary Examiner—Ian Simmons

Assistant Examiner—Carla Wright

(74) *Attorney, Agent, or Firm*—Birch, Stewart, Kolasch & Birch, LLP

(57) **CLAIM**

The ornamental design for a mobile phone, as shown and described.

DESCRIPTION

FIG. 1 is a perspective view of a mobile phone showing our new design;

FIG. 2 is a front elevational view thereof;

FIG. 3 is a rear elevational view thereof;

FIG. 4 is a left side elevational view thereof;


FIG. 5 is a right side elevational view thereof;

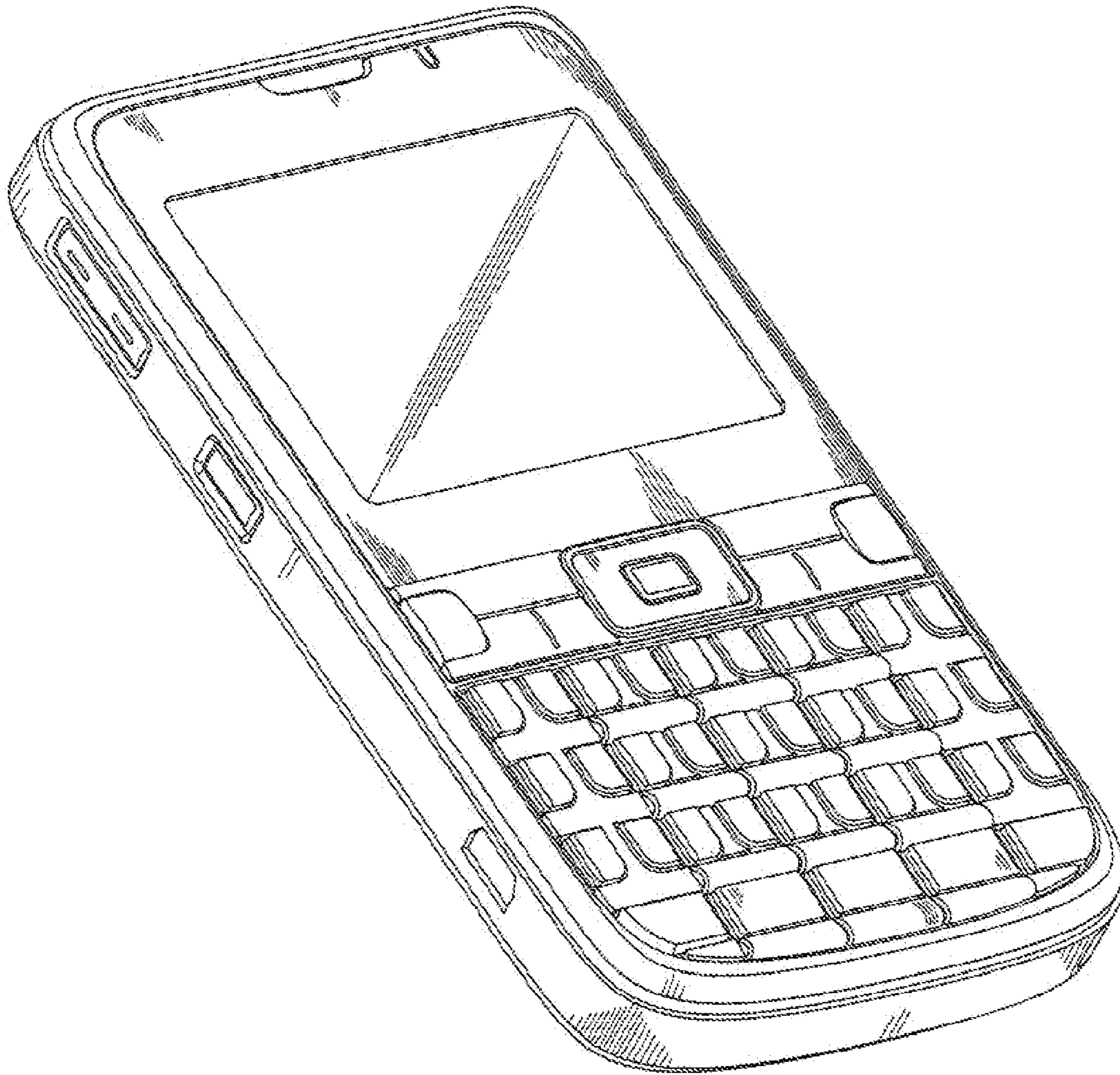
FIG. 6 is a bottom view thereof; and,

FIG. 7 is a top view thereof.

The broken line showing of environmental structures is for illustrative purposes only and forms no part of the claimed design.

1 Claim, 5 Drawing Sheets





F I G . 1





FIG. 2



F I G . 3

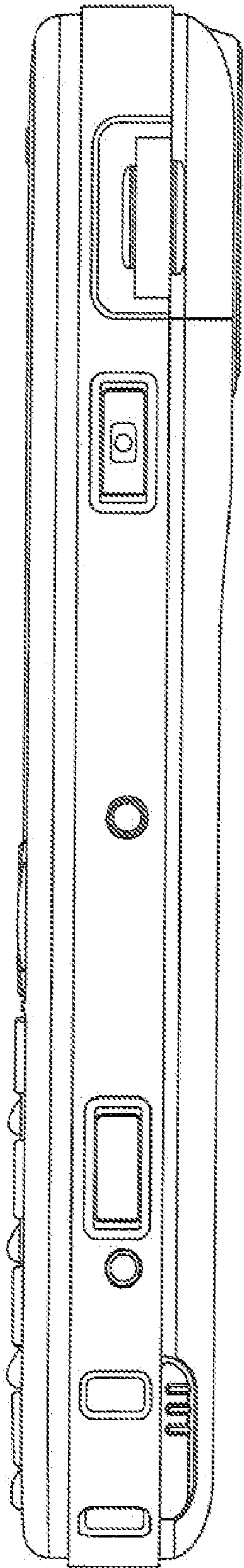


FIG. 4




FIG. 5

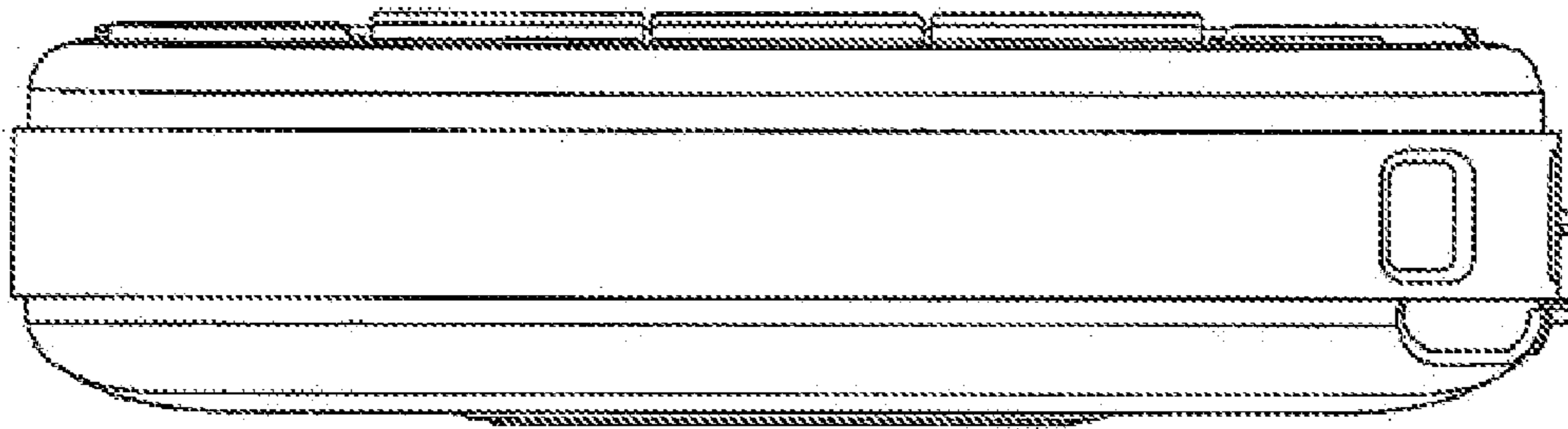


FIG. 6




FIG. 7