



US00D576582S

(12) **United States Design Patent**
Gartrell

(10) **Patent No.:** **US D576,582 S**

(45) **Date of Patent:** **** Sep. 9, 2008**

(54) **HANDSET**

(75) Inventor: **Andrew Gartrell**, Tarzana, CA (US)

(73) Assignee: **Nokia Corporation**, Espoo (FI)

(**) Term: **14 Years**

(21) Appl. No.: **29/247,302**

(22) Filed: **Jun. 9, 2006**

(51) **LOC (8) Cl.** **14-03**

(52) **U.S. Cl.** **D14/138**

(58) **Field of Classification Search** D14/137-138,
D14/147-148, 156, 218, 247-248, 341-347,
D14/390, 399, 455-456, 496; D16/208;
D21/329, 331, 333, 517; 348/14.01-14.02;
361/814; 379/433.01-433.13; 455/90.3,
455/556.1-556.2, 566, 575.1, 575.3, 575.4;
D13/164, 168; 439/165; 343/702

See application file for complete search history.

(56) **References Cited**

U.S. PATENT DOCUMENTS

D514,079 S *	1/2006	Lai	D14/138
D522,988 S *	6/2006	Sheu	D14/138
D536,681 S *	2/2007	Surtouc	D14/130
D538,770 S *	3/2007	Lyles	D14/138
D545,800 S *	7/2007	Ou et al.	D14/138
D549,677 S *	8/2007	Fahlgren	D14/138
D554,101 S *	10/2007	Hu	D14/138
D555,141 S *	11/2007	Ho	D14/138
D560,630 S *	1/2008	Mitchell et al.	D14/138
D561,145 S *	2/2008	Di et al.	D14/138
D563,379 S *	3/2008	Mai et al.	D14/138
D564,483 S *	3/2008	He	D14/138
2005/0202878 A1 *	9/2005	Hwang et al.	463/43

OTHER PUBLICATIONS

Philips 362, announced 2Q 2005, <URL:http://www.gsmarena.com/philips_362-pictures-1184.php>, retrieved from internet Apr. 27, 2008.*

Asus V75, announced May 2006, <URL:http://www.gsmarena.com/asus_v75-pictures-1729.php>, retrieved from internet Apr. 27, 2008.*

Nokia Model #6233, Nokia Corporation, 4 color sheets of photographs, disclosed on or about Dec. 2005.

Nokia Model #6235, Nokia Corporation, 1 color sheet of photographs, disclosed on or about Nov. 2004.

Nokia Model #1112, Nokia Corporation, 5 color sheets of photographs, disclosed on or about Mar. 2006.

Nokia Model # 6070, Nokia Corporation, 3 color sheets of photographs, disclosed on or about Feb. 2006.

* cited by examiner

Primary Examiner—Ian Simmons

Assistant Examiner—Carla Wright

(74) *Attorney, Agent, or Firm*—Banner & Witcoff, Ltd.

(57) **CLAIM**

The ornamental design for a handset, as shown and described.

DESCRIPTION

FIG. 1 is a bottom plan view of a handset showing my new design;

FIG. 2 is a right side view thereof;

FIG. 3 is a front view thereof;

FIG. 4 is a left side view thereof;

FIG. 5 is a top plan view thereof;

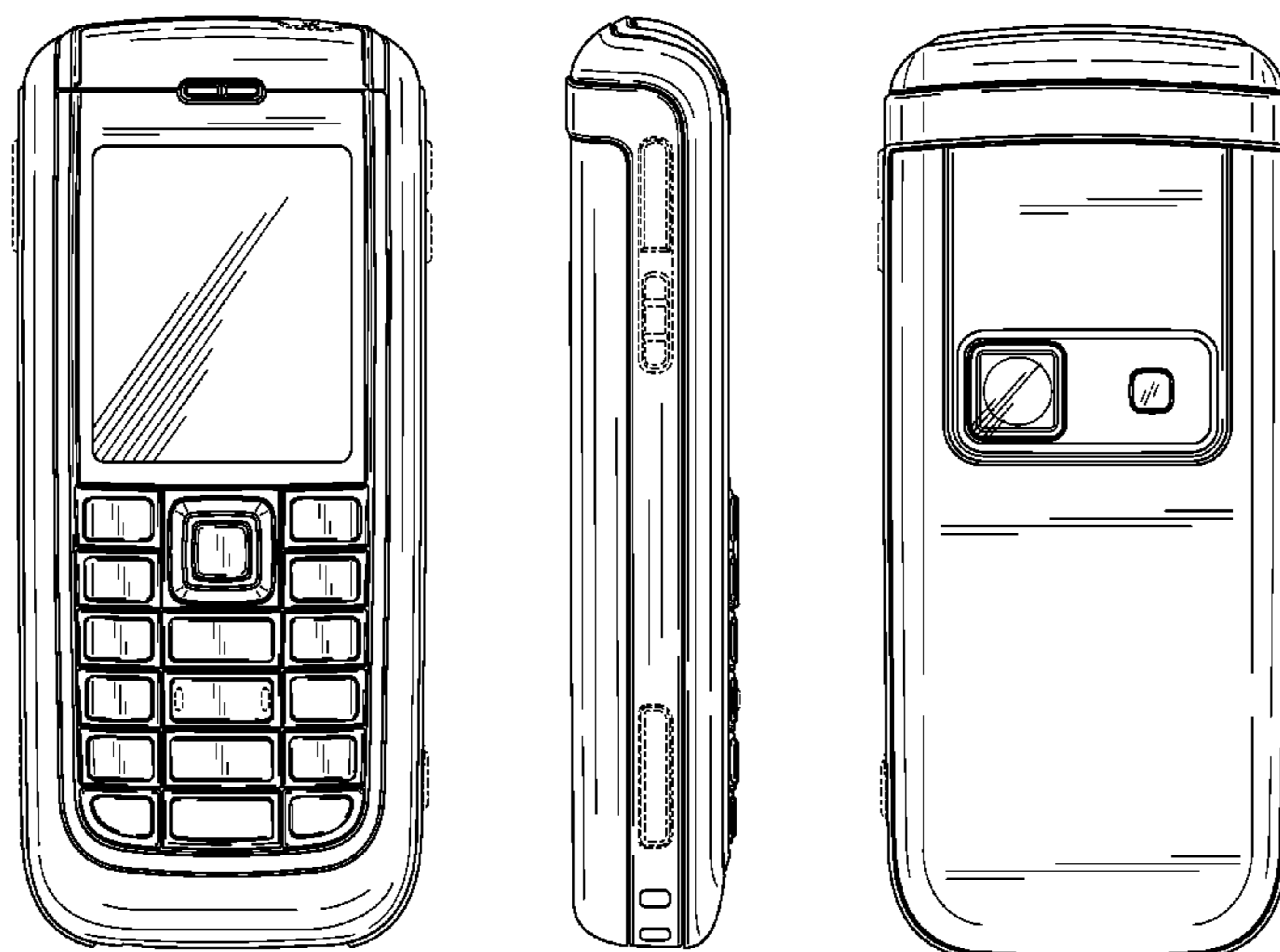
FIG. 6 is a rear view thereof;

FIG. 7 is a perspective front view thereof; and,

FIG. 8 is a perspective rear view thereof.

The broken line showing of environmental structures is for illustrative purposes only and forms no part of the claimed design.

1 Claim, 5 Drawing Sheets



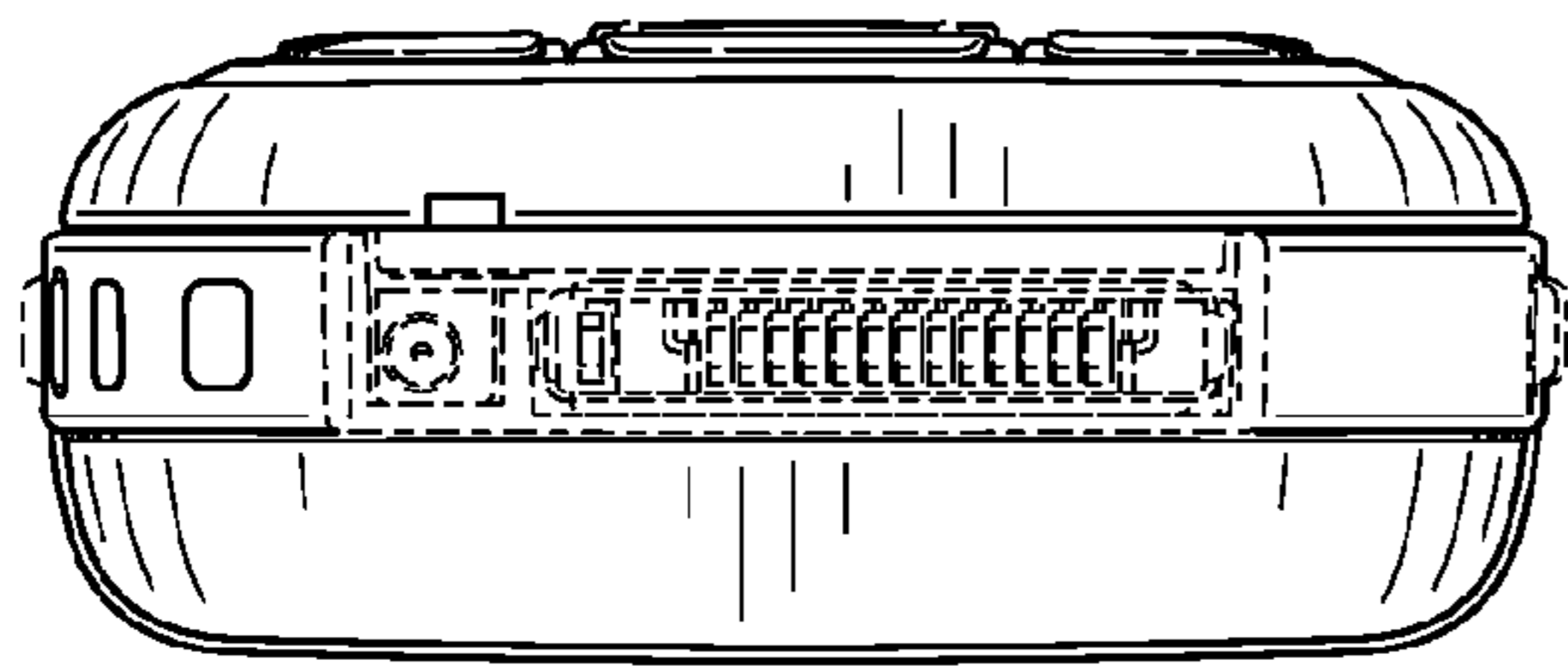


FIG. 1

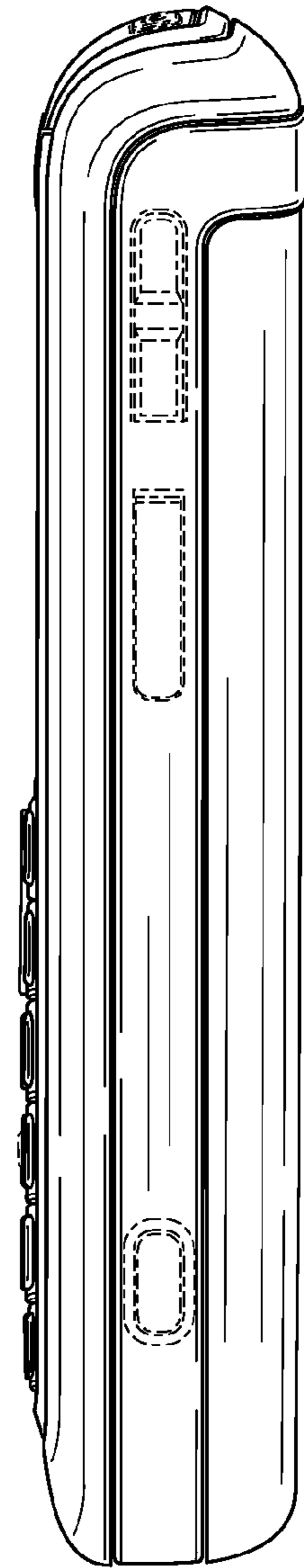


FIG. 2




FIG. 3




FIG. 4




FIG. 5




FIG. 6

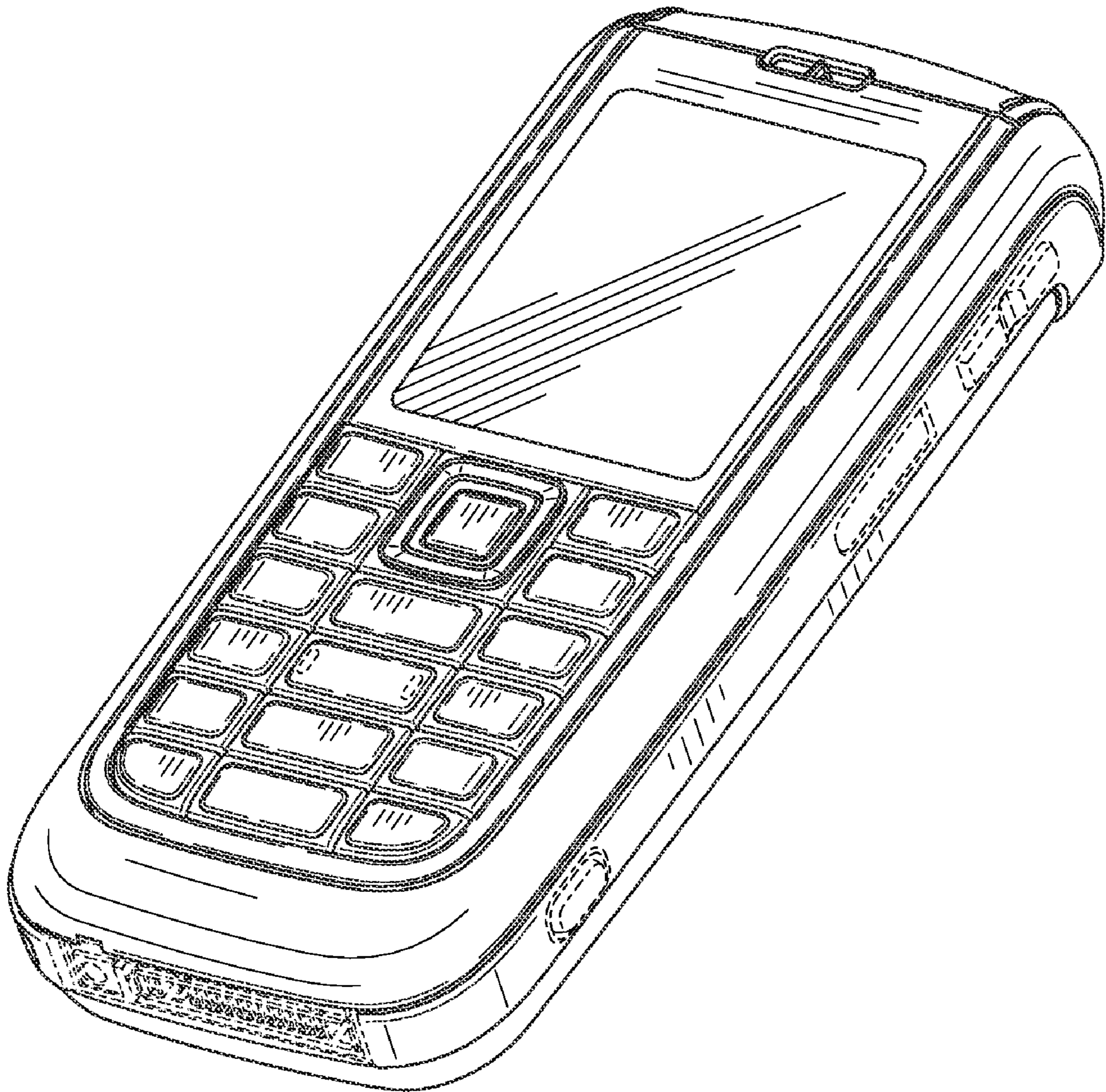


FIG. 7

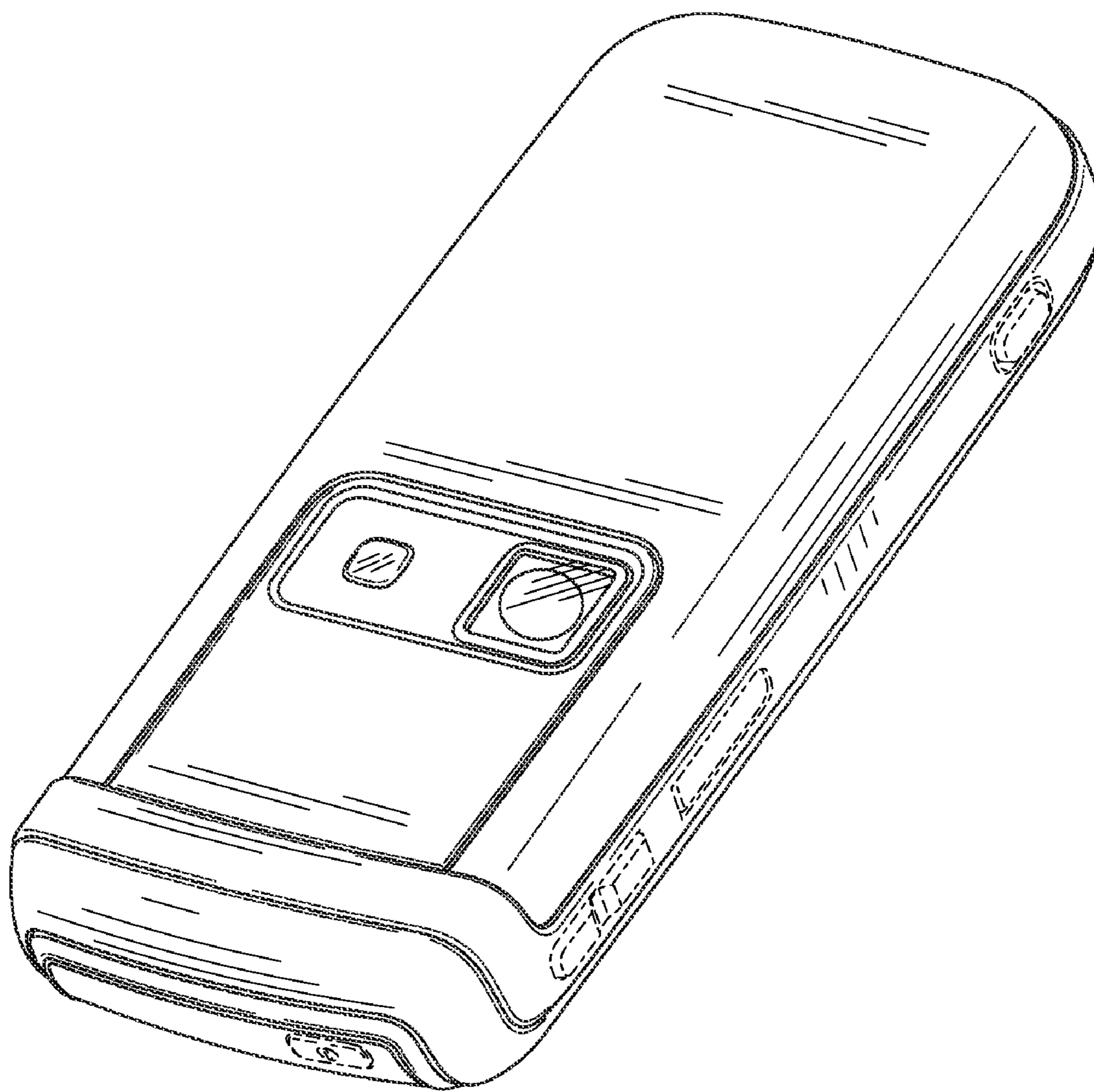


FIG. 8