



US00D576543S

(12) **United States Design Patent**
Corley et al.

(10) **Patent No.:** **US D576,543 S**
(45) **Date of Patent:** **** Sep. 9, 2008**

(54) **VEHICLE MIRROR COVER**

(76) Inventors: **Dean Corley**, 5306 Bryant Pl.,
Springdale, AR (US) 72764; **Scott H.**
Shepherd, 5304 Bryant Pl., Springdale,
AR (US) 72764

(**) Term: **14 Years**

(21) Appl. No.: **29/291,767**

(22) Filed: **Sep. 13, 2007**

(51) **LOC (8) Cl.** **12-16**

(52) **U.S. Cl.** **D12/401; D3/299; D3/303**

(58) **Field of Classification Search** D3/269,
D3/273, 283, 299-300, 303; D12/187-189,
D12/400-401; D21/754; 40/518, 591, 593;
139/389-390; 150/143, 146, 155, 160, 166;
206/454; 296/97.1-97.9; 383/43, 98, 210-211
See application file for complete search history.

(56) **References Cited**

U.S. PATENT DOCUMENTS

2,182,275	A *	12/1939	Blonkvist	40/518
2,637,246	A *	5/1953	Wolk	359/608
4,834,157	A *	5/1989	Smith	150/166
4,915,488	A *	4/1990	Lambert et al.	359/608
4,974,355	A *	12/1990	Abrams	40/591
5,115,848	A *	5/1992	Malone	150/166
5,133,141	A *	7/1992	Bane	40/593
5,406,649	A *	4/1995	Bolembach	2/158
D379,034	S *	5/1997	DeSatnick	D3/299
D390,529	S *	2/1998	Adams et al.	D12/401
D408,995	S *	5/1999	Kruse	D3/303
D420,899	S *	2/2000	Jubar	D9/705
D435,344	S *	12/2000	Harrison	D3/299
D446,270	S *	8/2001	Bernath	D21/754
D446,271	S *	8/2001	Kennedy	D21/754
6,325,121	B1 *	12/2001	Hudnall	150/166
6,467,918	B2 *	10/2002	Strode et al.	359/871
D465,918	S *	11/2002	Burdine	D3/262

D469,608	S *	2/2003	Nevins	D3/300
6,546,594	B1 *	4/2003	Wills	16/412
6,811,269	B2 *	11/2004	Strode et al.	359/838
7,171,999	B2 *	2/2007	Cirone	150/154
7,223,260	B2 *	5/2007	Hansen et al.	604/327
D550,457	S *	9/2007	Schlegel	D3/300
D550,960	S *	9/2007	Schlegel	D3/300
D555,572	S *	11/2007	Harrell	D12/401

* cited by examiner

Primary Examiner—Philip Hyder

Assistant Examiner—Roselynn Cody

(74) *Attorney, Agent, or Firm*—Keisling Pieper & Scott PLC;
David B. Pieper; Trent C. Keisling

(57) **CLAIM**

The ornamental design for a vehicle mirror cover, as shown and described.

DESCRIPTION

FIG. 1 is a front perspective view of a vehicle mirror cover showing my new design mounted on a vehicle;

FIG. 2 is a back perspective elevational view of the cover shown in FIG. 1;

FIG. 3 is an isometric view with the cover in a flatted arrangement;

FIG. 4 is a front side elevational view thereof;

FIG. 5 is a left elevational view thereof;

FIG. 6 is a right elevational view thereof;

FIG. 7 is a top elevational view thereof;

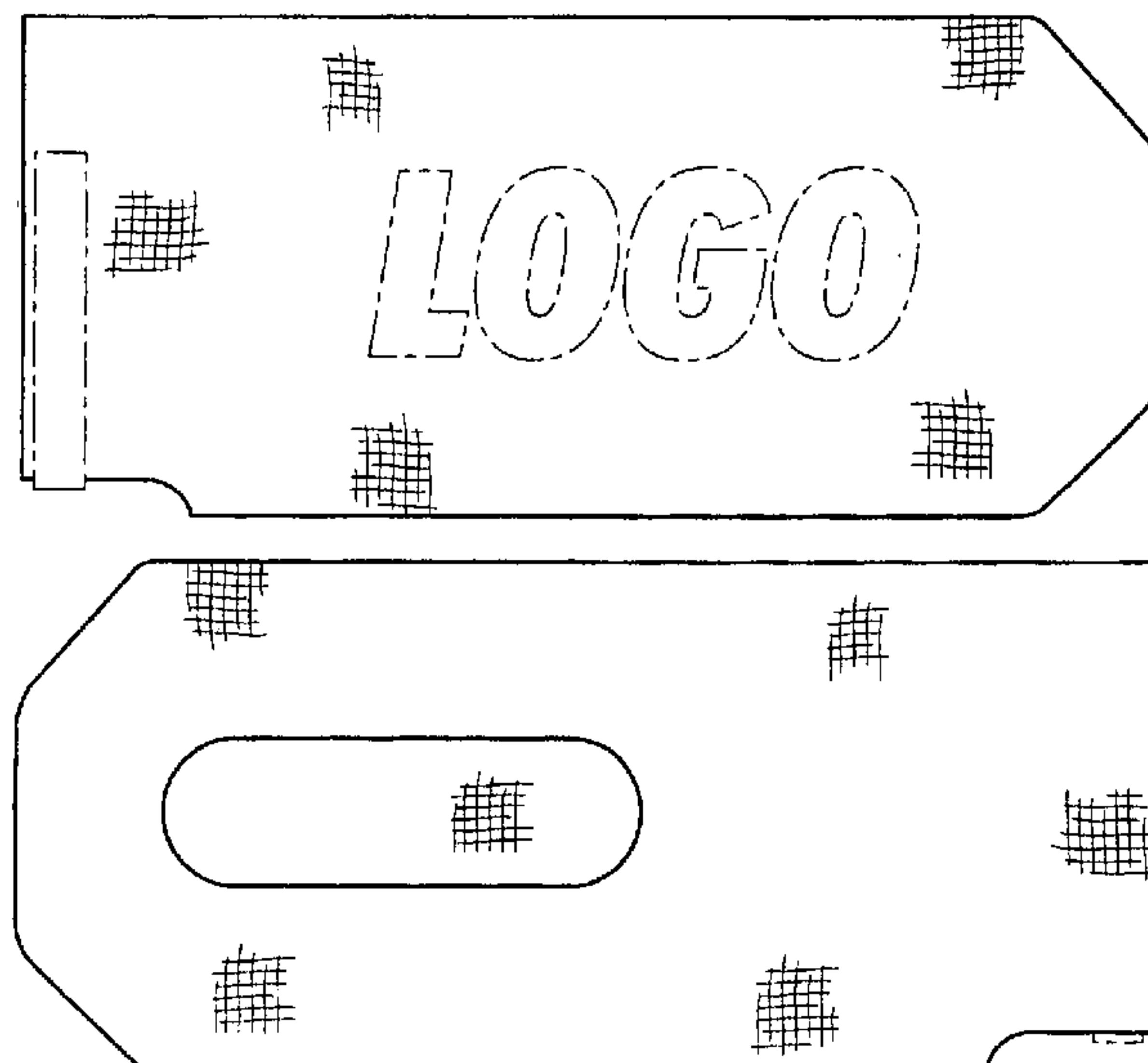
FIG. 8 is a bottom elevational view thereof; and,

FIG. 9 is a back elevational view thereof.

The broken lines shown in all figures are illustrative of environment only and form no part of the claimed design.

The cross-hatching shown in all figures is understood to represent an elastic fabric.

1 Claim, 2 Drawing Sheets



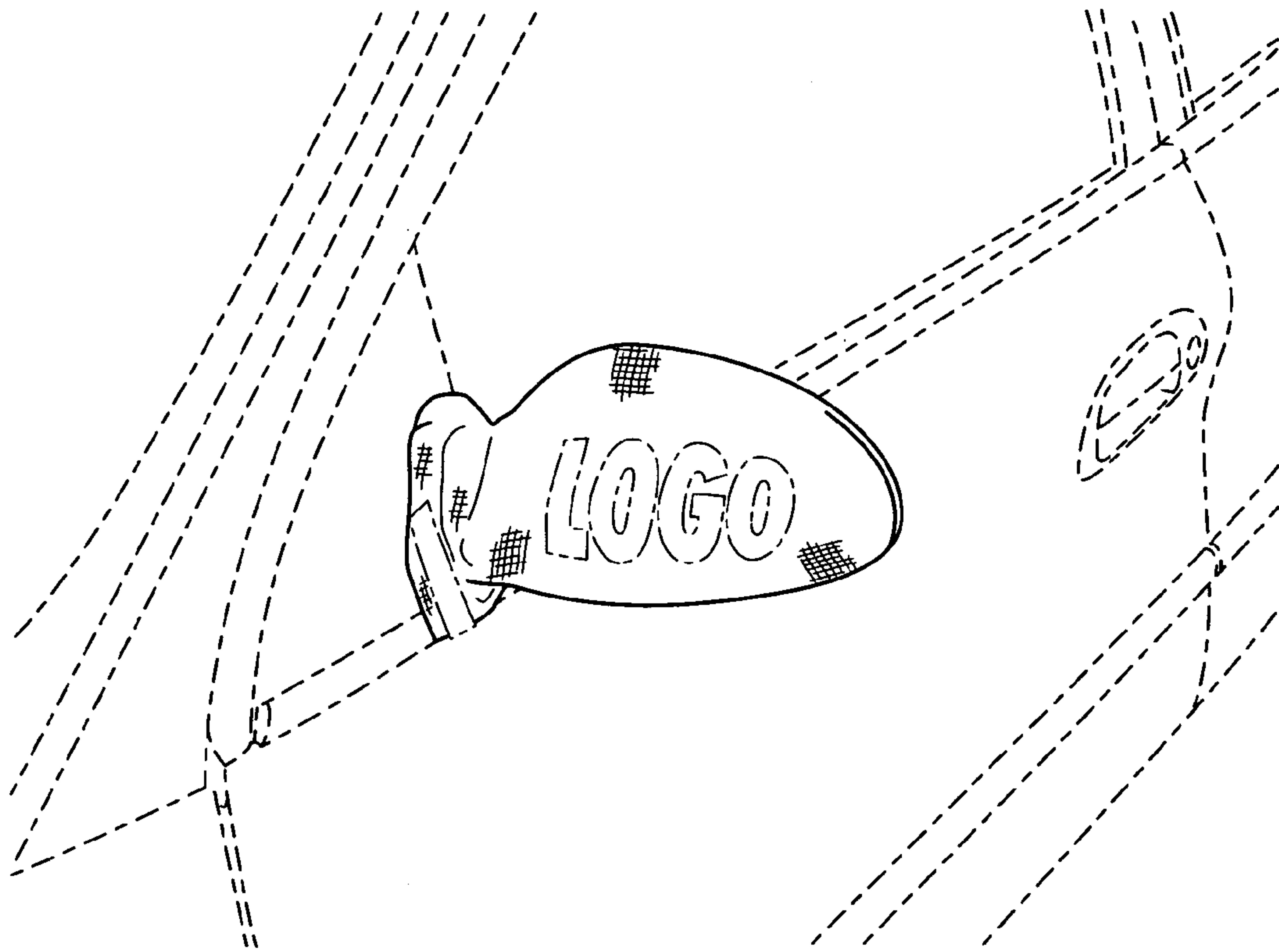


FIG. 1

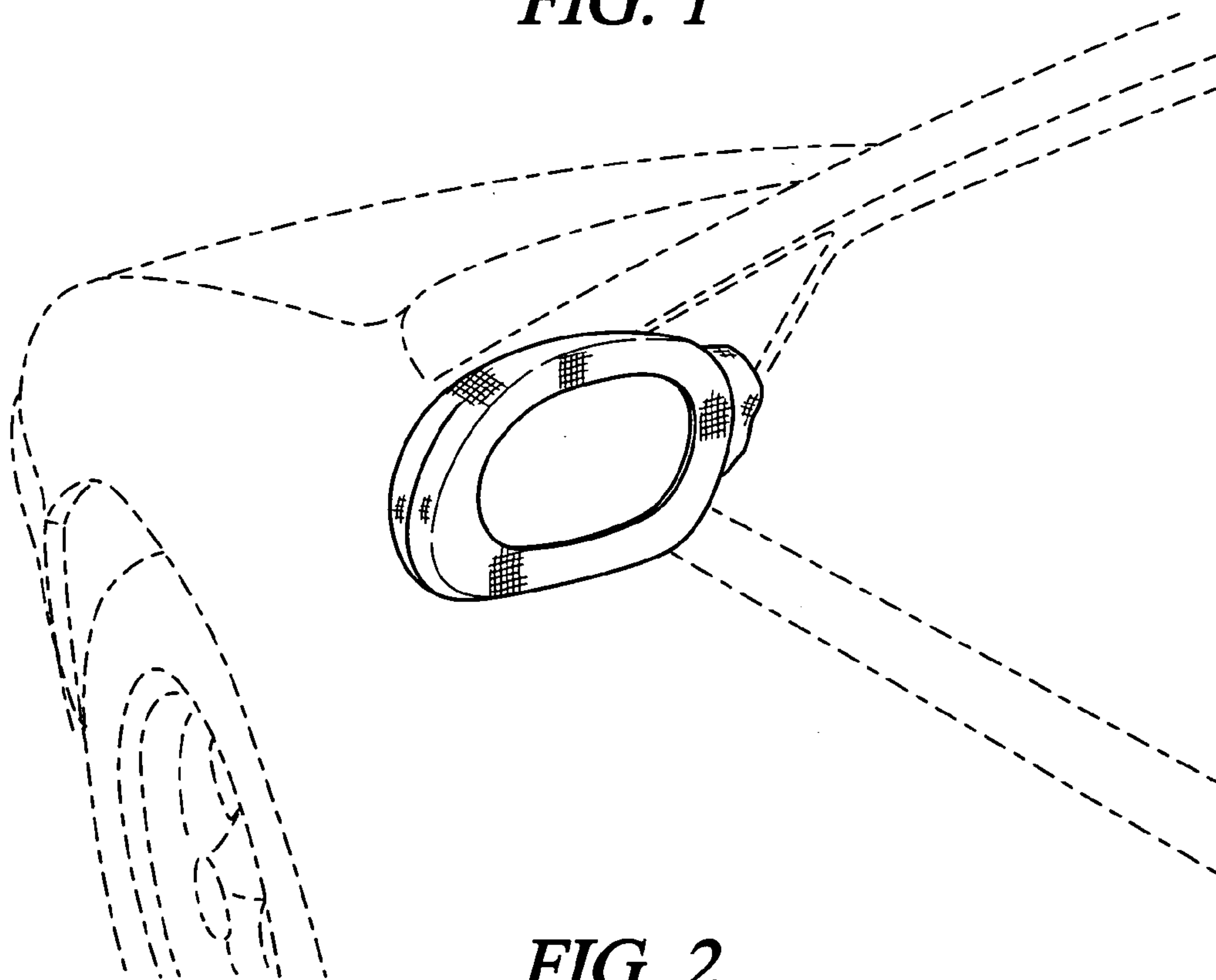


FIG. 2

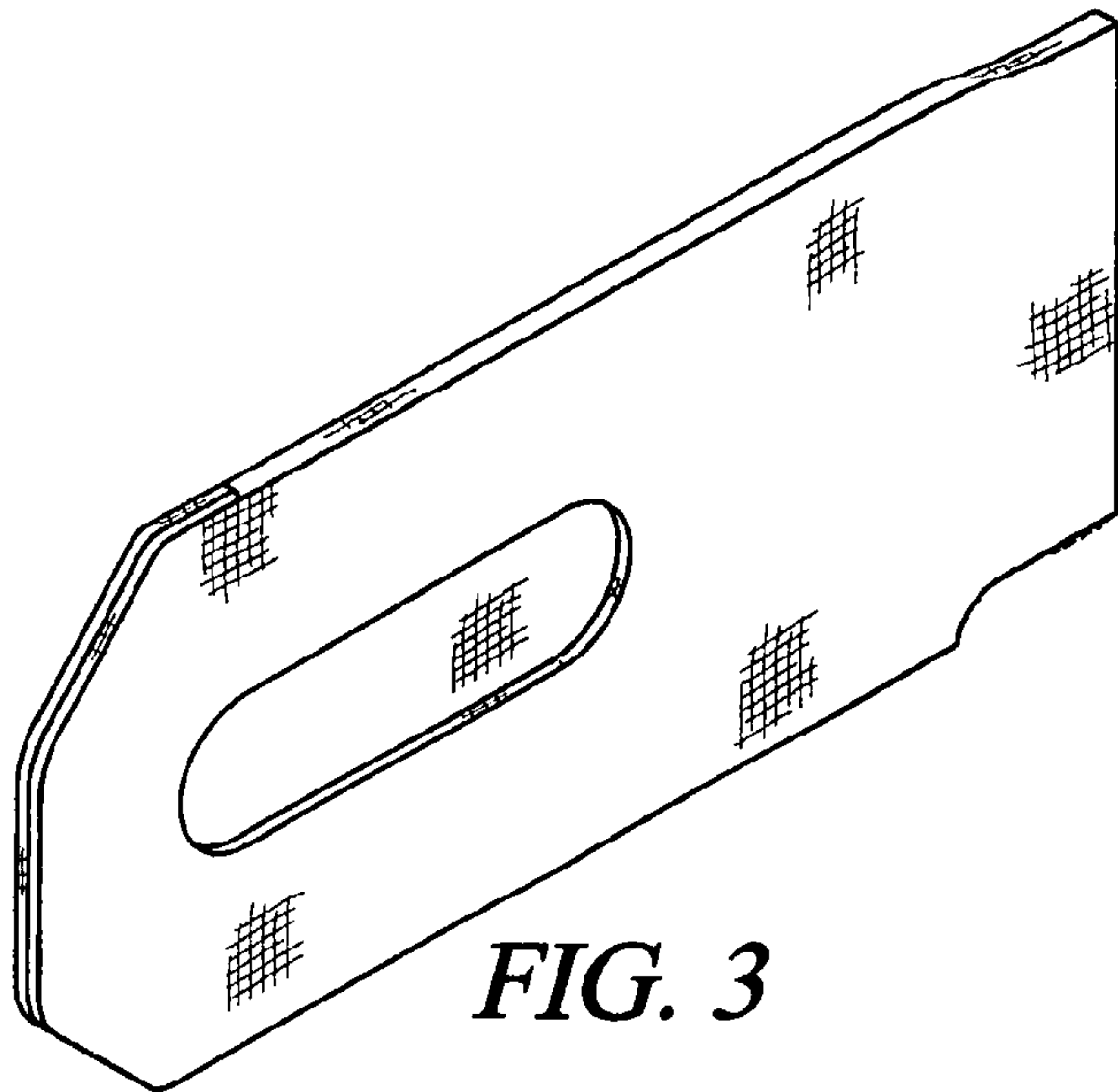


FIG. 3

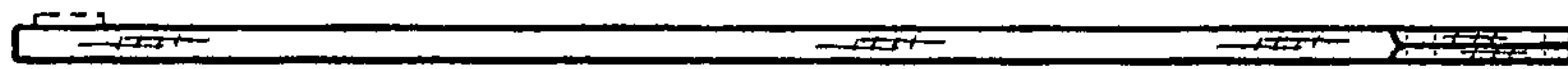


FIG. 7



FIG. 5




FIG. 4



FIG. 6

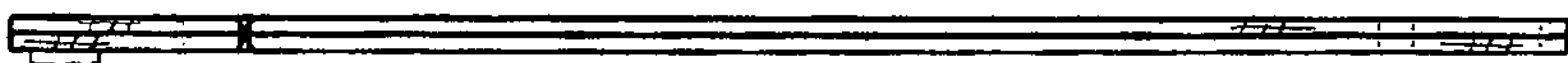


FIG. 8

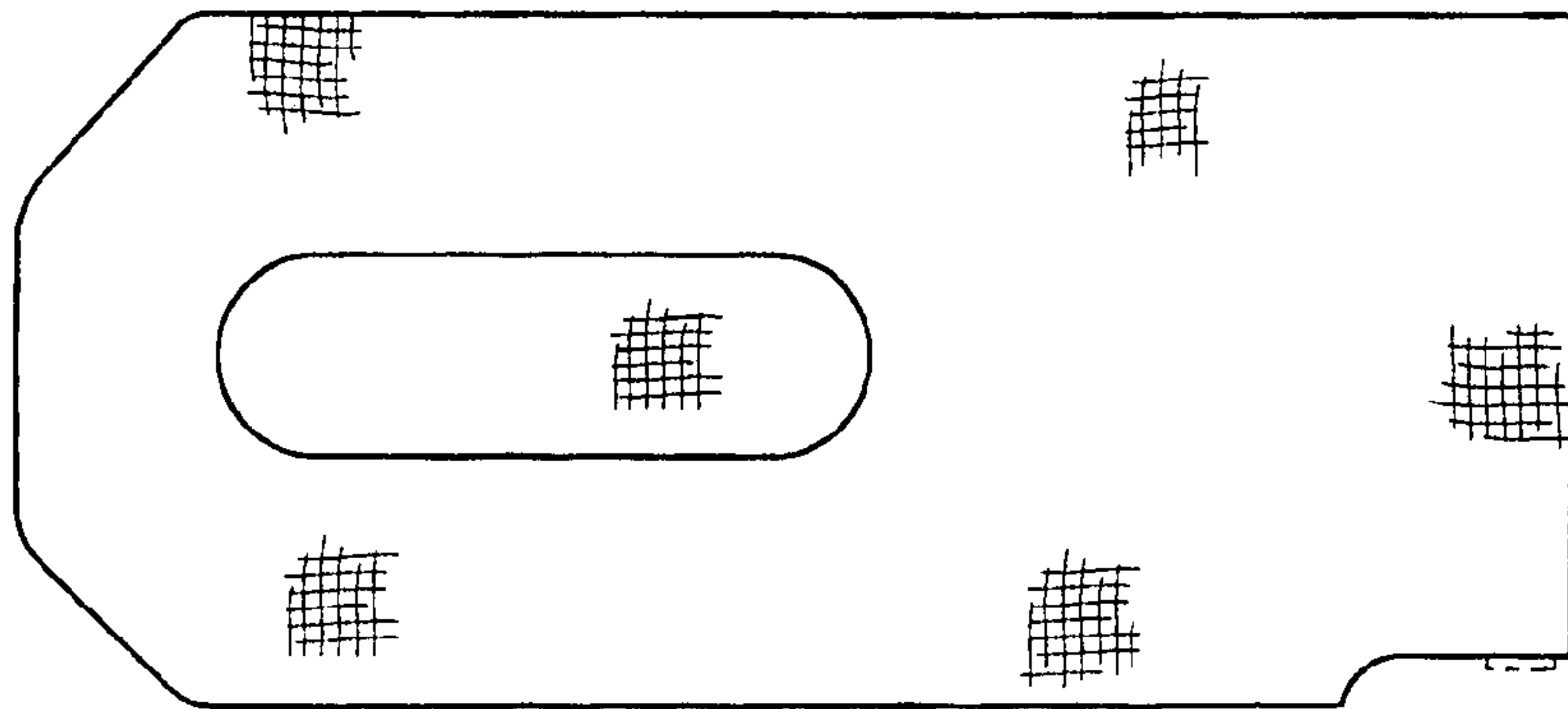


FIG. 9