



US00D576527S

(12) **United States Design Patent**  
**Nakajima et al.**

(10) **Patent No.:** **US D576,527 S**  
(45) **Date of Patent:** **\*\* Sep. 9, 2008**

(54) **FRONT BUMPER FOR AN AUTOMOBILE**

(75) Inventors: **Yoshiharu Nakajima**, Toyota (JP);  
**Masaki Okue**, Toyota (JP)

(73) Assignee: **Toyota Jidosha Kabushiki Kaisha** (JP)

(\*\*) Term: **14 Years**

(21) Appl. No.: **29/273,805**

(22) Filed: **Mar. 13, 2007**

(30) **Foreign Application Priority Data**

Sep. 27, 2006 (JP) ..... 2006-025903

(51) **LOC (8) Cl.** ..... **12-16**

(52) **U.S. Cl.** ..... **D12/169**

(58) **Field of Classification Search** ..... D12/90-92,  
D12/86, 169, 196, 163; 296/193.1, 181.1;  
293/102, 113, 115, 117, 120

See application file for complete search history.

(56) **References Cited**

U.S. PATENT DOCUMENTS

- D473,499 S \* 4/2003 Tanabe et al. .... D12/169
- D474,720 S \* 5/2003 Tachibana et al. .... D12/169
- D492,227 S \* 6/2004 Suzuki et al. .... D12/169
- D493,126 S \* 7/2004 Suzuki et al. .... D12/169
- D497,125 S \* 10/2004 Pfeiffer et al. .... D12/169
- D498,443 S \* 11/2004 Koyama et al. .... D12/169
- D503,133 S \* 3/2005 Pfeiffer et al. .... D12/169

- D504,641 S \* 5/2005 Nakajima ..... D12/169
- D504,851 S \* 5/2005 Hosoda et al. .... D12/169
- D537,021 S \* 2/2007 Pfeiffer ..... D12/169
- D550,129 S \* 9/2007 Koizumi et al. .... D12/169
- D550,594 S \* 9/2007 Pfeiffer ..... D12/169

OTHER PUBLICATIONS

SUZUKI, SX4, <http://www.webcg.net/WEBCG/news/000017553.html>, Dec. 6, 2005.

Toyota, Mark X, Brochure of Mark X, Nov. 2004, Toyota Jidosha Kabushiki Kaisha.

\* cited by examiner

Primary Examiner—Melody N. Brown

(74) Attorney, Agent, or Firm—SAIDMAN DesignLaw Group

(57) **CLAIM**

The ornamental design for a front bumper for an automobile, as shown and described.

**DESCRIPTION**

FIG. 1 is a front perspective view of a front bumper for an automobile showing our new design;

FIG. 2 is front view thereof;

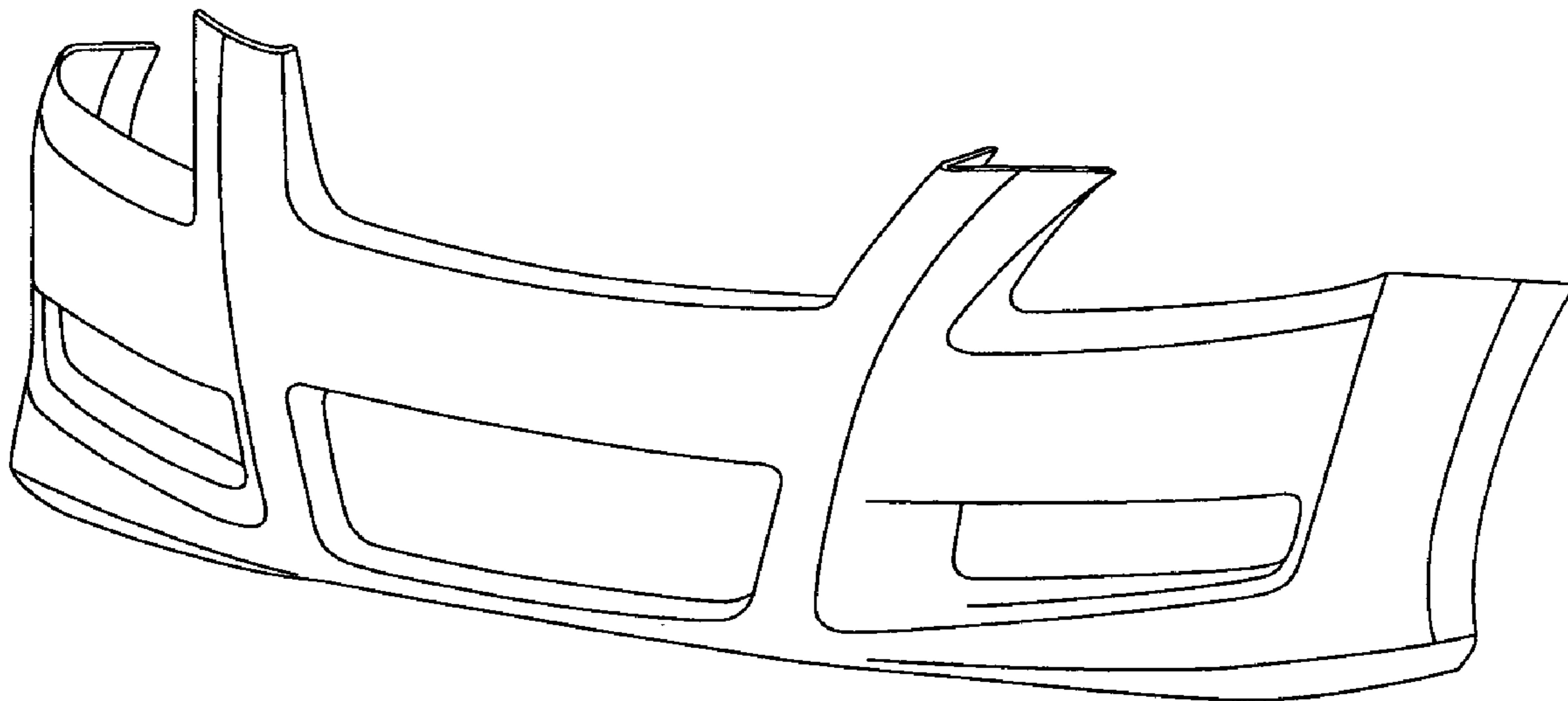
FIG. 3 is a rear view thereof;

FIG. 4 is a right-side view thereof;

FIG. 5 is a top view thereof; and,

FIG. 6 is a bottom view thereof.

**1 Claim, 4 Drawing Sheets**



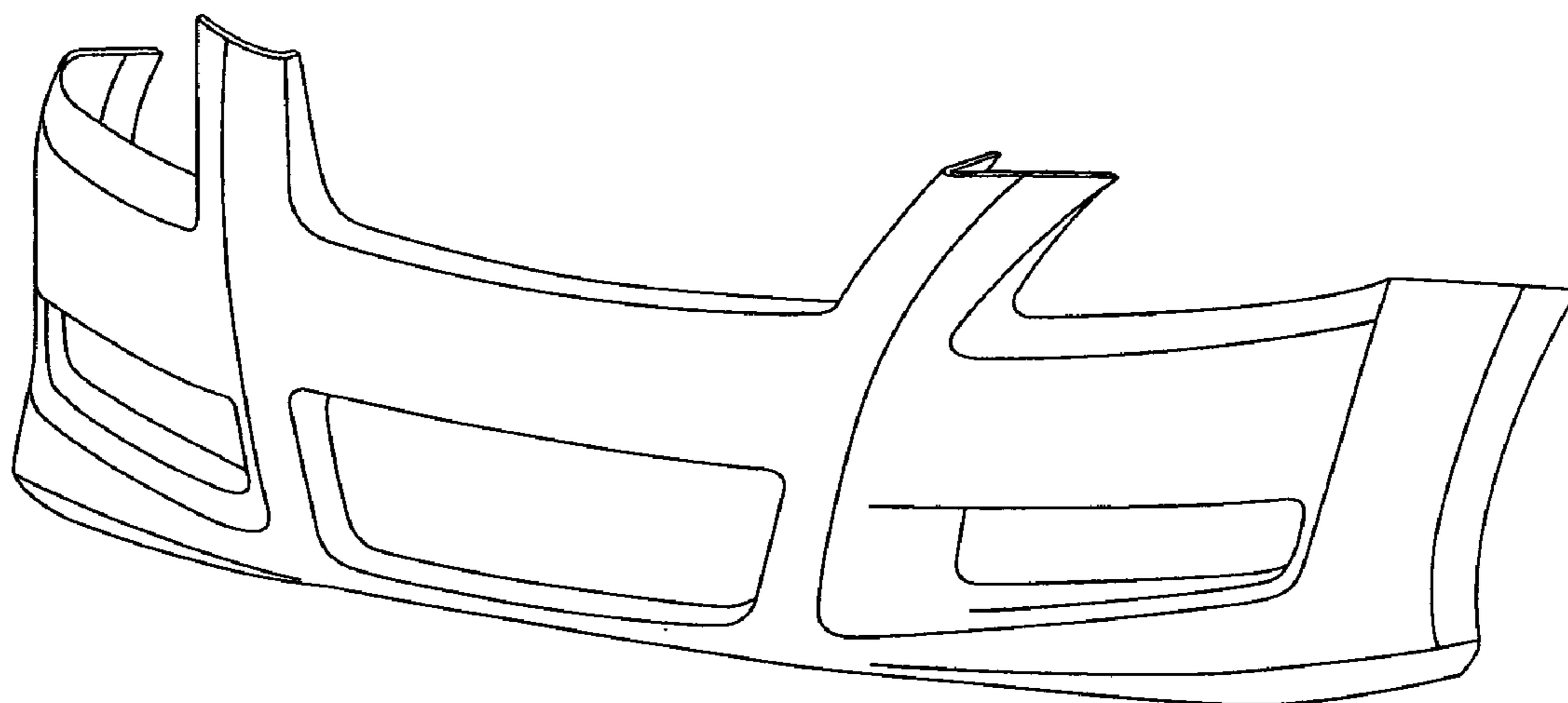


FIG. 1

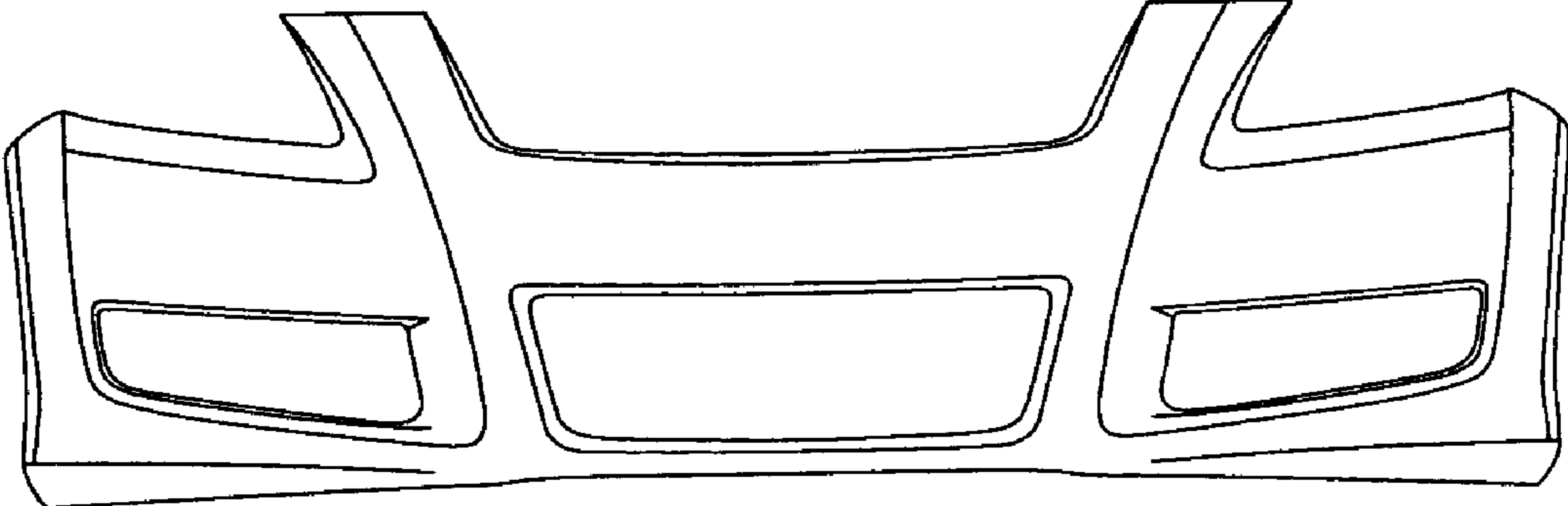


FIG. 2

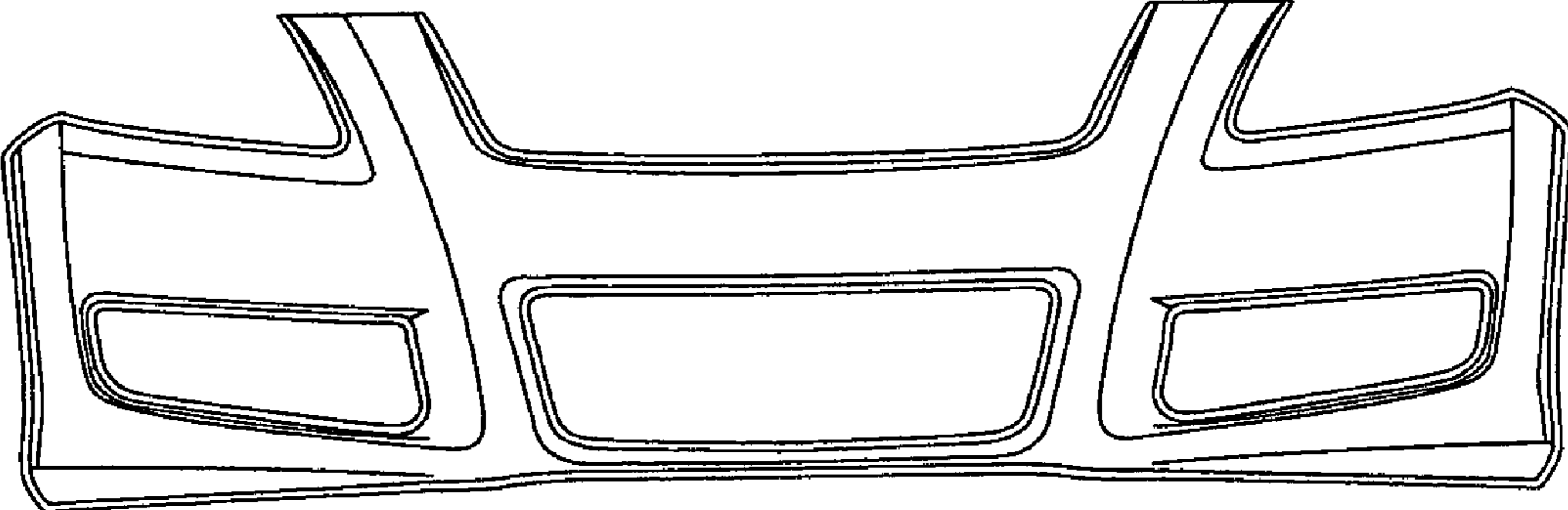


FIG. 3

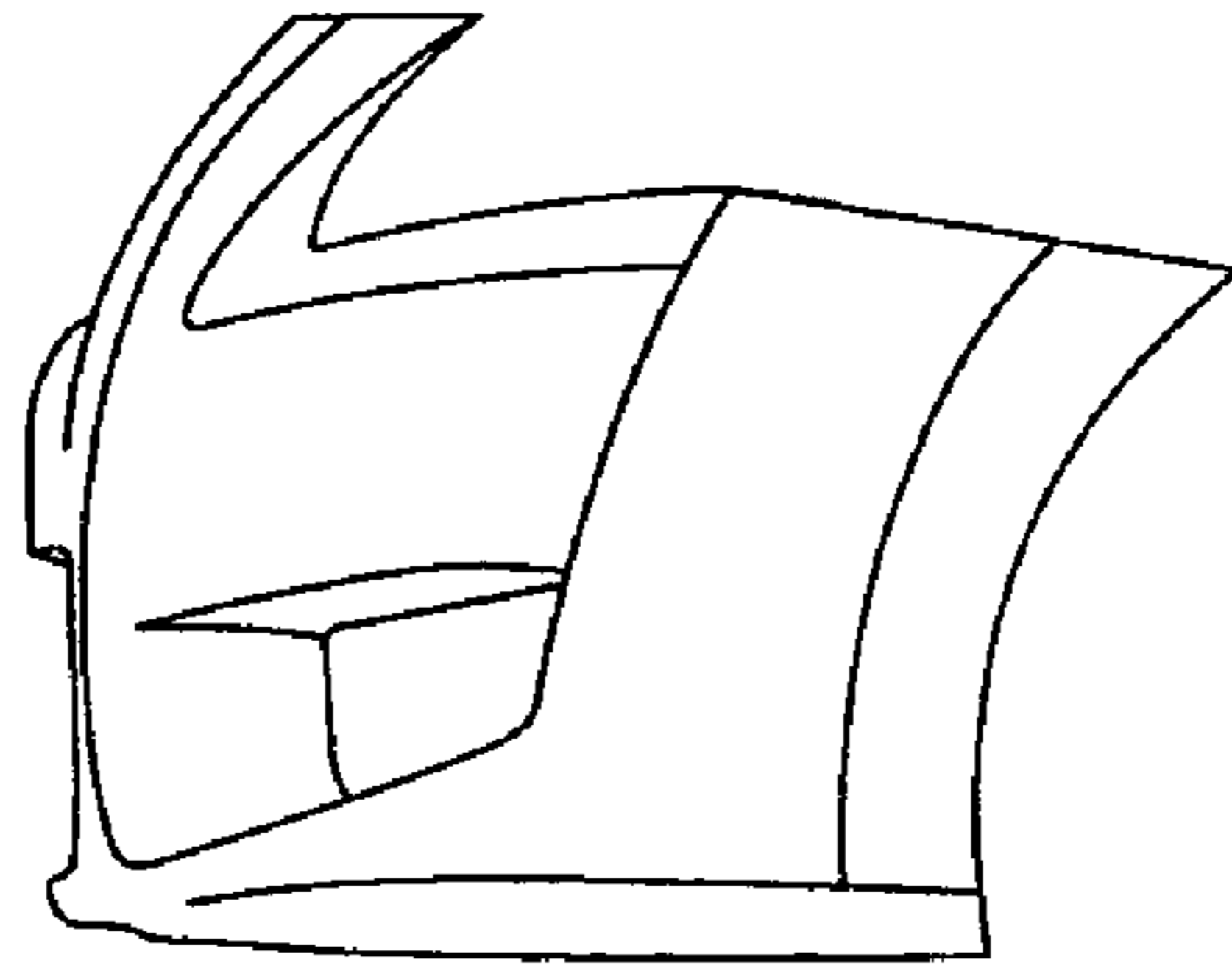


FIG. 4




FIG. 5




FIG. 6